



# Shutterbug Times

Official Newsletter of the Olympia Camera Club

Olympia, WA

Established in 1935

August 2019

[www.olympiacameraclub.org](http://www.olympiacameraclub.org)

Volume 84, Issue 8

Find us on Facebook: [www.facebook.com/groups/OlympiaCameraClub](https://www.facebook.com/groups/OlympiaCameraClub)

## Water Colors



**In this issue:**

President's Corner p. 2  
 Editor's Note p. 2  
 Photography Quote p. 2  
 Monthly Meeting Topics p. 3  
 Fair Winners Report p. 3  
 Thank You Volunteers p. 3  
 Fair Gallery p. 4 - 5  
 Survey/Planning Picnic p. 6  
 Member Directory p. 6  
 Alpaca Field Trip Report p. 7  
 August Field Trip - Roy Rodeo p. 7  
 Sept Field Trip - Percival Landing p. 8  
 NWCCC Whale Watching p. 8  
 New Member Profile p. 9  
 Member Profile p. 9-10  
 Learning is Free p. 10 - 11  
 Love My Camera Manual p. 11  
 Member Gallery p. 11  
 2019-20 Interclub Competition p. 12  
 NPPNW Fall Meeting p. 12  
 PSA Conferences p. 12  
 Membership Report p. 12  
 Member Gallery p. 13  
 Board Mtg Minutes p. 14-15  
 Member Gallery p. 15 - 16  
 PSA p. 17  
 Dates to Remember & misc. p. 17  
 Upcoming Meetings p. 18  
 Executive Committee p. 19  
 Committee Contacts p. 19

**President's Corner -**

Last week, I wrote in my email that our "summer vacation" from regular monthly meetings is fast coming to a close, and it is time for us to think about the upcoming year. One of the best ways for **you** to help shape what programs, educational topics, speakers, field trips and other activities **your club** provides, is to complete the on-line survey at the following survey monkey website: <https://www.surveymonkey.com/r/7LLYZVS> .

The survey is very simple to take, and only takes a few minutes to complete. If the survey doesn't address a topic or question that you would like to see, there is an "other" box at the bottom of each group of survey questions - please add your topic there - we want to consider all of **your** interests.

It is important to complete the survey by August 20th, so that we



have time to compile the results and share them with you at the Annual Planning Picnic/Potluck on August 27. There is more detailed information on both of these topics in this newsletter and on the front page of the Club's website: [olympiacameraclub.org](http://olympiacameraclub.org).

Even though I would like to see the summer last a "little longer", I'm also really looking forward to hearing and implementing **your** ideas for the upcoming year. I look forward to seeing you at the Planning Picnic/Potluck on the 27th.....see you then.

Bruce Livingston

**Editor's Note**

Although the club meetings are on a summer break the newsletter continues through the summer months. So I need your help with images and articles. Send all submissions to: [newsletter@olympiacameraclub.org](mailto:newsletter@olympiacameraclub.org).

Pam Hoaglund, Editor



*"Most things in life are moments of pleasure and a lifetime of embarrassment; photography is a moment of embarrassment and a lifetime of pleasure."*

*- Tony Benn*

## Monthly Meetings

All meetings are held at

Capital High School, Pod A  
2707 Conger Ave NW  
Olympia, WA 98502

**Practical Photography, Member Sharing Night and the General Meeting are all on summer break. Meetings will resume in September. Watch the newsletter, the OCC website and emails for summer news.**

## Congratulations Fair Winners!

*by Colleen Easley*

Congratulations to all those who entered the fair this year. I am happy to report that 36 members entered a total of 233 images of which 121 won ribbons. This is a great showing for our club with over 50% of our images winning something. We hope it will inspire you to enter some of your photos next year.

With so many winning images we're finding it hard to list them all in the newsletter. Instead we've uploaded the Club Members Winner's report on the website on the Thurston County Fair page, here:

<https://www.olympiacameraclub.org/thurston-county-fair/>

### A few more stats on this year's fair:

Total Images: 567 - down 27 from 2018

Total Entrants: 101 - down 2 from 2018

Adults: 83 - up 2 from 2018

Juniors: 6 - down 1 from 2018

Teens: 12 - down 3 from 2018

**Video Slideshow:** At the September 'Member Sharing Night' we will be presenting a video slideshow to showcase our member's winning images. If you won ribbons with your images, please email digital copies of just your winning images to Colleen at [ceasley@me.com](mailto:ceasley@me.com) by September 1 so they get included in the slideshow. File names should include your name and image title. I'd prefer images to be sized to 3000 – 5000px on the long side if possible, and please do not watermark the images as each slide will have your name and image title on it.

**Again, congratulations to all who entered. You're all winners in my book.**

## Thank You Fair Volunteers

*by Dale Easley*

I'd like to extend a huge thank you to all who volunteered their time at the Thurston County Fair this year. Over the course of 9 days, we had a total of 39 members working various shifts for pre-fair set up, through the staffing of the information table and the closing up of our exhibit. Everything went exceptionally smooth this year thanks to the generous gift of your time. I hope you enjoyed your time working with us.

On the Saturday prior to fair we took in 567 images, entered them into our data base and got them labeled and sorted into categories.

On Sunday we had three exceptional judges who spent the good part of the day judging the images and our volunteers attached the appropriate ribbons.

On Monday another crew made fast work of hanging the images in their appropriate categories.

On both Sunday and Monday, Judy Mason provided club volunteers with a delicious lunch. Thank you Judy!

On Wednesday through Sunday, our members staffed the information table at our exhibit during every hour the fair was open.

All in all, I estimate that our club members donated 425 person hours to the project. At a minimum of \$15 per hour, your volunteer hours were worth \$6,375. WOW!





## Fair Gallery Saturday - Intake Day



## Sunday - Judging





## Fair Gallery - con't

### Monday - Hanging Images



### Wednesday - We are Ready for the Fair to Begin



## Survey and Planning Potluck

by Colleen Easley

At the annual planning potluck members will discuss and decide activities, field trips, and topics and guest speakers for the general meetings for the upcoming calendar year. This is a favorite event and a great potluck, so signup to bring a dish to share, and bring your appetite and lots of ideas for a fun year ahead. (beverages, plates, utensils, napkins provided)

**Date:** August 27, 2019

**Time:** 6:00 pm – 8:00 pm

**Location:**

Black Lake Grange

6011 Black Lake Boulevard SW, Olympia WA

Map Link – <https://goo.gl/maps/UnfCiHxofKA2>

### SURVEY

One of the most important things for all of us to do to help shape what next year will be is to take this year's club survey which can be taken electronically at the following link:

<https://www.surveymonkey.com/r/7LLYZVS>

It is important that we all complete this survey before **August 20th**, so there is time to compile the results and share the results at the Planning Potluck on the 27th. Remember, the Club's mantra is "Photographers helping photographers". The best way we can meet **your needs** is for you to share what you would like to see in the way of topics, field trips, instructors, and any other activities you would like in the upcoming year. So please take the time (about 10 minutes or so) to complete the survey at the link above.

### SIGNUP FOR POTLUCK

Once again we're using SignUp.com to organize our potluck.

Here's how it works in 3 easy steps:

1) Click this link to see our event on SignUp.com:

<https://signup.com/go/HqvigAV>

2) Review the options listed and choose the spot(s) you'd like.

3) It's Easy – you will NOT need to register an account or keep a password on SignUp.com

Click the little arrow to the left of any category to see what others are bringing. Once you decide what you want to bring, click the Sign-up Button on the right. You'll be asked to fill in your email address. If you've used the system before, it will recognize you and will automatically fill in your name and phone number. If not, then please fill in your name(s) and phone number. We ask that couples use both their names so we can get a more accurate head count. ie. Dale and Colleen Easley

**Important! Un-check any opt-in to advertising email boxes** and click **Save and Done**. You're now signed up, but we'd like to know what exactly you're bringing, so please add a comment.

**Adding a Comment:** On the main signup page, click the little arrow to the left of the category you signed up for and add a comment to tell us what you're planning to bring.



## New Online Member Directory

by Colleen Easley

Yeah! We have a new Online Member Directory! It's much more detailed than our old PDF style directory and it's immediately updated as soon as new members join. Please log into your OCC web account and click on Member Directory in the Members' Only area. Check your listing to be sure it is correct and edit if necessary. There are instructions at the top of each page of the directory on how to update your information. Once you're on your Profile Page you can:

**ADD A PHOTO:** You can now add a photo or update an old photo whenever you wish.

**ADD A WEBSITE:** If you have a personal photography website, please add a link to it.

**WRITE A SHORT BIO:** I'm also encouraging all members to write a short Bio for the directory so others can get to know you better.

**KEEP THINGS UPDATED:** I'm depending on you to update your data as things change. I'll send a reminder to update your profile each year when you renew your membership.

**Note:** The Member Directory is only available to OCC members and is password protected. If you're having trouble logging into your web account, please use the Password Management tool in the Members' Only Directory.





## Alpaca Babies Field Trip Report

by Susan Bradley

Sandy from Lighthouse Alpaca Ranch emailed me that they had two Alpaca babies and invited our group back to take photos of them. I hurried to put this field trip together so that if anyone wanted to they could get the images processed and printed in time for the fair. Larry and Sandy Corbin own the ranch together and have been very accommodating to us. I don't think there is a better way to say thank you to them except to remember to note where the alpacas were photographed if you post or print your images.

The day I planned for the field trip promised sprinkles if not full on rain, but Sandy said to go ahead and come on out for a visit. A group of about 10 hardy members met up around 12:30 at the Mud Bay Park and Ride and then we drove to see the alpacas. Sandy greeted us as we all gathered our gear. They let the ladies and babies loose in the front corral and we all started snapping photos. The babies were having a great time romping around the field. The weather held to sprinkles for about the first hour and then it started to rain. Sandy had said that if it started to rain, they would all run for the barn. She was right and that was about the end of our chances to get photos.

Then we all went to Shipwreck Café for a meal after and a chance to talk. Although it was a short field trip, I think we all had a great time. I know I did.



## Roy Pioneer Rodeo Field Trip

Saturday, August 31, 11:30

Lead by Susan Bradley

The Roy Pioneer Rodeo will be held at Roy Pioneer Rodeo Grounds at 8710 Higgins Greig Road Roy, WA 98580 on Saturday August 31. The gates open at noon and the rodeo will begin at 1:30pm. There is free parking at the rodeo grounds. If you would like to carpool, we will meet at the Martin Way Park & Ride about 11:30 am and leave at noon. Here is a link to the carpool location: <https://goo.gl/maps/TZ4eRssZMCueoaDQ8>. If you want to drive and meet the rest of us there, here is a link to the location: <https://goo.gl/maps/SMfdAwCFxGstRsWt9>.

This is a chance to practice action photography, as well as some great opportunities for street type photography. I would pack a short telephoto zoom lens so you can vary your compositions depending on your location and the event taking place. All levels can participate, so beginners this is your chance to meet with the club and give your camera a try. Advanced photographers can go for that amazing action shot that captures the thrill and excitement of the rodeo events.

The parking is free but be prepared if the general parking area is full, we may have to pay for parking at another lot. General Admission tickets are \$13.00, and seniors are \$7.00. There is a Debit/Credit surcharge of \$2.00. The rodeo will happen rain or shine, so you may make your own weather decision.

I will be the trip leader and if you have any questions you can email or call me. I am listed in the member directory. I plan to stand at the ticket booth after I arrive to connect with everyone. This event will have us wandering off from each other so after the rodeo we can all meet at Shari's Cafe and Pies in Lacey to talk about the day.



## Field Trip – September 14, 2019

Noon to 4pm

### Percival Landing and Olympia Farmers Market

*Leader Susan Bradley*

We will meet at the tower by the Anthony's Homeport at noon. The photographic opportunities include public art, street photography either on the waterfront or at the Farmers Market, plants and flowers, wildlife and boats in the harbor. The field trip leader will be Susan Bradley. Susan will point out the mentors to those who would like some help. If you have any questions you can email or call Susan. Her information is in the member directory.

Percival Landing is one of Olympia's three waterfront parks and is located on the east side of Budd Bay. This popular park and the adjacent farmers market are in the heart of downtown. The Landing includes a 0.9-mile boardwalk extending along the eastern shoreline of West Bay from the Fourth Avenue Bridge to Thurston Avenue. There are public art sculptures along the boardwalk. The Market includes vendors and usually live entertainment. There will be mentors available for those who are still learning how to use a camera that is new to them or if someone is struggling with a type of photography.

Map of the public art <https://olympiawa.maps.arcgis.com/apps/Shortlist/index.html?appid=1c5824c9ed03473bb454b83e8b4928ef>

We can meet up after at Dancing Goats Espresso Bar to talk about the day. <https://goo.gl/maps/f5CgzoYKAuJM2n3C7>



## Whale Watching with NWCCC

*by Frank Townsend*

The Northwest Council of Camera Clubs (NWCCC) is sponsoring a Whale Watching trip for member clubs on Saturday, September 7.

We will be cruising with Island Adventures in Anacortes on an 11:30 AM sailing. NWCCC has arranged a special discount, rather than the normal \$99 for adults and \$69 for youth this excursion is only \$69 and \$49 plus tax for a four to five hour cruise.

The easiest way to register is from our own website, [www.olympiacameraclub.org](http://www.olympiacameraclub.org). Following the link on the home page you will be taken to the NWCCC website which will guide you to a registration page with Island Adventures. **Don't forget to use the discount code NWCCC.** Once registered you will receive a confirmation email with all the information you'll need.

It is recommended to use a zoom lens at least to 400 mm rather than a fixed lens as the whales will be at variable distances from the boat. It is also suggested you use a monopod rather than tripod for maneuverability, plus tripods take up a lot of room. Whale viewing is guaranteed, if you don't see a whale you'll be given a ticket for another cruise.





## New Member Profile: Eric Olsen

### What or who brought you to the club?

When we moved out of King County to Rochester, I realized that we didn't know about the greater Olympia area like we knew we were going to need to. Part of that was looking for groups or organizations in subjects that I was interested in. I stumbled upon OCC while looking for organizations in our new area that I could join and knew right away that I needed to join.



### How did you get interested in photography?

I'm not sure when the photography bug hit, but with an uncle who was always taking photos and then showing them on slides around the holidays and a dad who was taking photos (I've got his Pentax ME 35 mm now) I think they helped plant the seeds of interest. When I joined the USAF in the late 1980's, I picked up a couple of Pentax K-1000's with about 4 lenses including a doubler and a 500 mm, and filters. The base had a darkroom for airmen to use so I used that and even picked up an enlarger at one point, as I was planning on developing my own photos. Life happened and photography ended taking a back burner till I met the wonderful lady I'm married to.

### What kind of photography do you like to do?

I'm fascinated by the world around us from the largest of items to the smallest of insects. As a result of that interest I enjoy shooting a wide range of subjects that include landscape/seascapes, nautical, macro, aviation, railroad, old architecture and wildlife. I also enjoy shooting candid photos of our older veterans for a couple of groups that I belong to.

### What equipment is in your camera bag?

I've got a wide assortment of equipment and upgrade when I can. At present I've got a Canon 60D, 7D and 5D MII along with the following lenses a Canon EF 100-400 mm, a Canon EFS 10-18 mm, a Canon EFS 55-250 mm, a Canon EFS 18--55 mm, a Tamron 70-300 mm, a Tamron 28-200 mm, a Tamron 150 -600 mm, a Tamron 1.4x, a Canon 70 -300mm macro, a Tamron 90 mm f/2.8, a Neewer macro ring light and a couple different tripods. What I take depends on where I'm going and how long I'm going to be gone. In my office camera bag I've got a light box and a Canon Pro-10 so I do my own photo printing.

### What post processing programs do you use?

Currently I use Photoshop CS5 that I bought back around 2009 when I was in college working on a degree with both the Topaz and Nik collection.

### What do you want to learn from the club?

I've had many people say I've got the eye but I feel that I'm lacking when it comes to a good understanding about the fundamentals of photography. So I'm looking to learn as much as I can about that from the club. In addition I'm looking forward to how to take better wildlife (i.e. birds) as well as night shooting so that I can leverage that into doing nighttime aviation shots when the opportunity arises.



## Member Profile: Ed Tromble

### What or who brought you to the club?

When I retired and actually had time to again pursue photography, the first thing I did was do a little research. The OCC website drew me in, I went to a meeting and that was that.



### How did you get interested in photography?

When I was 8 years old my grandmother who was fairly well traveled noticed my interest in all the pictures of

(Continued on page 10)

(Continued from page 9)

places she had been and gave me an old brownie camera and a couple of rolls of film. She told me to come back when I had used them up and she would give me more. I was hooked.

### What kind of photography do you like to do?

For a long time I was mostly stuck on landscape and macro. This was with film and I enjoyed the thought and discipline that went into getting it right in camera. I still like landscape and macro but of late I find myself doing more night and city shooting.

### What equipment is in your bag?

I have both a Sony a7 and an a7ii. The a7 was my leap into digital. I had previously used a few digital cameras at work and was not overly impressed and in fact dismayed at how soon they became obsolete. I chose the a7 chiefly so I could use my old Canon, Nikon and Rollei lenses. It has been fun figuring out which of my old lenses still hold up and which just don't cut it with modern sensors. What I have found is only the best of the old primes are worth using. As far as new lenses I have a Sony 24-70mm f4, Sony 35mm f2.8 and a Rokonon 14 mm f2.8 for night photography. The old lenses I use most are a Nikkor 20mm f2.8, Canon 24mm F2.8, Rolei 35mm f2.8, Rollei 50mm f1.8, Zeiss 60mm macro f2.8, Rolei 135mm f2.8 and Canon 300mm f4L.

### What post processing programs do you use?

Lightroom, Photoshop and NIK collection.

### What do you want to learn from the club?

I am always learning, not only are there many things I have not yet discovered in Lightroom and Photoshop, but everyone sees the world in their own way and being exposed to these visions thru photography is what keeps it all worth it.



Ed Tromble

## Learning is Free

by Cynthia A Whelan

I don't know about your budget, but I don't have a lot of money to spend on photography.

Specifically, I have a tough time finding the thousands of dollars some people charge for photography classes, workshops, and lessons. I don't have a bucket of money, but I do have a commitment to learn.

I like this quote from Albert Einstein: *"It's not that I'm so smart, it's just that I stay with problems longer."*

Here are some of the ways that I am learning how to be a better photographer (with links).

**EBooks** - many photographers are trying to sell you a class or eBook. You can sign up for the 'free' book download. I like the style of The Visual Wilderness: <https://visualwilderness.com>. They have free downloads, and beautiful landscape and nature photography.

**Podcasts** - Available on iTunes or direct RSS feeds, podcasts are free downloadable audio files of skilled and knowledgeable people talking about photography. If you search "photography" in iTunes, there are dozens of free photography talks available for download. One of my favorites is Brook's Jenson's "Lenswork" podcast <https://www.lenswork.com/lwpod.htm>. I listen to him on a regular basis while I do my fitness walks. He doesn't talk much about gear, but focuses on photo theory and philosophy.

**Photo Blogs** - The Digital Photography School has a lot of short "Photography Tips & Tutorials" on a huge variety of subjects. <https://digital-photography-school.com/tips/>. They are going to try to sell you their classes, but there is so much information on line, it is a great place to dive in and see "The Five Elements of ..." whatever interests you.

**Free classes** - Creative Live offers free live classes with the hope that you will buy the download, but you don't need to buy anything to watch the classes broadcast on that day. <https://www.creativelive.com>. They specialize in photography and creative endeavors.

**Facebook/Instagram** - Some people avoid social networking, but I see it as an opportunity. You need to be smart, and pay attention to your sources. I like to look for people who are posting original material. There is a lot of 're-posting' but if you know your source, know what you like, and stick to photography.

I like: <https://www.facebook.com/groups/InspiringLandscapePhotography/>

(Continued on page 11)



(Continued from page 10)

Also check out [https://www.instagram.com/iphone\\_photography\\_school/](https://www.instagram.com/iphone_photography_school/)

**Online Communities** - One of my favorites is “The Nimble Photographer”  
<https://www.thenimblephotographer.com>.  
 Great reading, clear delivery, podcasts, and interviews.

**Olympia Camera Club Meetings** - Even if you are shy, you can show up at an OCC meeting and listen. Everyone is friendly and they are just like you. They too want to take ‘good’ photographs. There are member learning nights, guest speakers, field trips, and free advice. You just show up and ask.  
<https://www.olympiacameraclub.org>

**Get Out and Shoot!** Last and not the least, some the biggest lessons for me have been just getting out and taking more photos. The more you take, the more mistakes you make the more you learn!

“Once you stop learning, you start dying.” - Albert Einstein

Keep Learning. It’s free!

## How I Learned to Love My Camera Manual

by Susan Bradley

I received a DSLR camera in 2010 as a gift. Although I was daunted by the camera, the manual was terrifying. I took photos but they just looked like snapshots. I didn’t understand light, composition... and the list goes on. But I felt that my biggest problem was that I didn’t understand how to use my camera to its full potential. I tried watching videos and reading books, but I am a first-class procrastinator. So, time moved on and I hadn’t learned anything. I found a free online class that was offered by Timberland Regional Library through “Universal Class”. I find that deadlines will motivate me, and I signed up for it.

The class was “Digital Photography 101”. Each class video would show you what you would learn that week, what menu options you needed to learn to change and why and then there would be a test or an assignment. I still struggled to find where the settings I needed to change were hiding in my menu. It felt as though the camera manual was in a different language. The assignments forced me to not give up and to find the answers.

I finished the class and I have forgotten some of the lessons but I am not afraid to change the settings on my camera anymore. I had, and still have, a lot to learn, but the biggest thing I learned was that since I am using a digital camera I can make mistakes and although I might not get the shot it doesn’t cost anything to see the image, learn what I did wrong and move on to try again. That class and others like it are still available and all you need is a library card to learn.

## Member Gallery



Celeste Wade



© Cynthia A Whelan 2019

## 2019-2020 PSA PID Interclub Competition

*Coordinator Pam Hoaglund*

Several changes have been made to the organization of the Photographic Society of America (PSA) Interclub competitions for the 2019-2020 year.

The changes are:

- Size of digital images 1400x1050
- One make-up per year allowed
- Cannot use any image that was scored in a previous round
- Three rounds per year, closing Nov 15, Feb 15, Apr 15
- Participating members must sign the image release form
- In each round, each club can enter six images, one per member entered in that round

I will have the signup sheet at the Member Sharing Meeting on September 17. Signup will be first come.

## Requirements for Entering Image in PSA Interclub Competition

You must be an OCC member to participate but do not have to be an individual member of PSA.

Entry Guidelines:

- Images are to be digital only. Film images can be scanned into digital.
- Photographic work must be the maker's; no commercial clip art is allowed.
- Category is General. Content is "open" and may include creative images, with all forms of manipulation permitted.
- Color or Monochrome. Monochrome images are those that give the impression of black and white, or black and white plus one fully toned color.
- All submitted images are judged together and are not separated by Color or Monochrome.
- Image Release Form: signed by participating members. It guarantees the images are:
  - Their own work
  - They have the necessary model and or property release if ever needed
  - They give PSA permission to display their images on the PID Interclub website
  - They understand they alone hold all copyrights

### Image Size:

- Digital images will be 1400x1050
- JPEG format only, with no file size restrictions.
- sRGB color space is recommended
- Suggested file name: title of image\_photographers name. DO NOT put a watermark on the image.

## NPPNW Fall Meeting

**November 2, 2019**

**Clackamas Community College  
Oregon City, OR**

*by Frank Townsend*

The fall meeting of the Nature Photographers of the Pacific Northwest will be November 2 at Clackamas Community College (19600 Molalla Ave., Oregon City, OR 97045). The doors will open at 8:30 A.M., and the program will begin at 10 A.M. The invited speaker is **Chris Balmer** under the generous sponsorship of **NIKON**. Chris is a professional nature photographer who has been highly successful in the sale of stock and fine art images. In addition, Chris operates Photo Adventure Workshops which provides workshops and one-on-one training in worldwide settings. Chris' morning presentation is titled "*Efficiency and Consistency*." The afternoon presentation is titled "*Mastering the Art of Seeing*."

## PSA Conferences 2020 & 2021

The 2020 PSA conference will be held in Colorado Springs, Colorado from September 29 – October 3.

The conference name will be changed to "Photo Festival" to reflect changes in how it will be organized. There will be a heavy emphasis on tours and workshops.

The 2021 PSA Photo Festival will be held in Rapid City, South Dakota. Dates to be determined.

Mark your calendars and plan to attend one of these "festivals".

## Membership Report

*by Colleen Easley*

We now have a total of 159 members. We had three new members join in July. Please welcome Nancy Knofler, Jeff Martin, and Tony Sinclair.





**Welcome!**

**We are glad you are here!**



## Member Gallery



## Olympia Camera Club Business Meeting Draft

August 7, 2019

Casa Mia Restaurant, Olympia

### Officers and Members Present

Bruce Livingston, Townsend Walton, John Damitio, Tammy Mandeville, Pam Hoaglund, Kim Buechel, Rosalind Philips, Susan Bradley, Colleen Easley, Dale Easley, Ed Tromble, Cynthia Whelan, Ed Mandeville, and Rene Conger.

The meeting was called to order by President Bruce Livingston at 6:30 pm with a quorum present.

### July Minutes

Rosalind Philips moved to approve the minutes of the July 2<sup>nd</sup> 2019 Business Meeting. Townsend Walton seconded the motion, MSC Unanimous.

### Treasurer's Report

John Damitio reviewed the Treasurer's Monthly Report.

Treasurer's Report August 6, 2019	
July 1 - July 31, 2019 WSECU Checking	
Starting Balance (7/1/19)	\$3,184.39
DEPOSITS	
Income - 2019 Dues	38.00
Total Deposits	38.00
EXPENSES	
Technology - Adobe Subscription	10.92
Facility Rental (Olympia School District): Jan 19 - Jun 19	288.00
Membership Meeting	237.82
Total Expenses	536.74
Ending Balance (7/31/19)	\$2,685.65
WSECU Savings	
Starting Balance (7/1/16)	\$3,395.01
Dividend Interest	0.73
Ending Balance (7/31/16)	\$3,395.74
PayPal Balance	\$ 101.58
Total Balance	\$6,182.97

### Membership Report

Colleen Easley reported that we have 3 new members, for a total 159 members.

### Old Business

#### -Non-profit Workgroup

Meredith Rafferty is working on the paperwork for filing as a Non-profit.

#### -Swag Proposal

Cynthia Whelan put together a Swag proposal to recognize guests and club members with lens cleaning clothes and stickers. Cynthia led a discussion on the proposal. Pam Hoaglund made a motion to table the Swag Proposal. Susan Bradley seconded the motion. MSC Unanimous. A discussion ensued. Pam Hoaglund made a motion to untable the prior motion for reconsideration. Susan Bradley seconded the motion. A further discussion ensued. Cynthia was given authorization to bring back specific information on cost, product samples and specific vendors.

MSC Unanimous.

### President's Report

Bruce Livingston thanked everyone who volunteered at the fair.

### Community Liaison

Bruce Livingston reported that the images from the Capital Land Trust Summer Gala are completed.

### General Meeting

Townsend Walton reviewed a list of speakers for upcoming meetings and for meetings in 2020.

### Practical Photography

Ed Tromble led a discussion about upcoming Practical Photography topics. He is anxiously awaiting results of the ongoing Member Survey. One idea that was brought up was "essential camera gear". Ed also discussed ideas for future meetings.

### Member Sharing

Pam Hoaglund had nothing new to report. Colleen Easley led a discussion on a Thurston County Fair slideshow featuring Club ribbon winners.

### Equipment

Rosalind Philips reviewed her preliminary research on a replacement computer for the club. A discussion followed regarding specifications, pricing and potential "back to school sales".

### Newsletter

Pam Hoaglund reviewed articles needed for the August newsletter and asked for members photos.

### Webmaster

Colleen Easley encouraged members to add their Bio and photo to the new Member Directory on the website.

### Field Trips

Cynthia Whelan and Susan Bradley discussed plans for future field trips.

### NWCCC

Bruce Livingston reported for Frank Townsend that the Whale Watching field trip is set for Saturday Sept. 7, 2019 out of Anacortes WA.

### NPPNW

The next conference will be at the Clackamas Community College in Oregon City, Oregon on November 2, 2019.



(Continued from page 14)

### NWCCC Traveling Prints

No report.

### PSA

Pam Hoaglund reported on the new rules for the PSA Interclub Competition. The dates have been changed to the 15<sup>th</sup> of November, February, and April. Signup sheets will be at the Member Sharing Meetings. The Next PSA Conference will be held in Spokane at the end of September.

### Thurston County Fair

Dale Easley thanked members for their wonderful support at the fair. Dale also thanked Judy Mason for the great

lunch she brought on Sunday and Monday. Dale reported on this year's budget, the club brochures, the club entries, new banners needed and the ribbons. Colleen Easley reported on the need to purchase two types of new ribbons.

### New Business


Bruce Livingston reported that he will talk to Linda Pard-ee about the Planning Potluck.

### Adjournment

Pam Hoaglund moved to adjourn the meeting. Tammy Mandeville seconded the motion. MSC Unanimous.

*Submitted by Tammy Mandeville, Secretary*

## Member Gallery





## Member Gallery





## Photographic Society of America (PSA)


PSA is a worldwide organization for anyone with an interest in photography. Founded in 1934, the Society is for casual shutterbugs, serious amateurs, and professional photographers.

Individual digital membership is \$45 a year.

Membership offers a wide variety of services and activities:

1. Monthly Journal
2. Online photo galleries
3. Image evaluation
4. Study groups and courses
5. Competitions
6. Annual Conference
7. Discounts on photography-related products/services
8. PSA travel aide

For a complete overview of membership benefits go to [www.psa-photo.org](http://www.psa-photo.org)



### Dates to Remember

12 August Digital Imaging  
 20 August OCC Member Survey due  
 21 August Koffee Klatch  
 27 August Annual Planning Picnic  
 31 August Field Trip- Roy Pioneer Rodeo

3 September OCC Board Meeting  
 4 September Koffee Klatch  
 7 September NWCCC Whale Watching Trip  
 9 September Digital Imaging  
 10 Practical Photography  
 14 September Field Trip Percival Landing  
 17 September Member Sharing Night  
 18 September Koffee Klatch  
 24 September General Meeting

### Sizing Images for Newsletter

Format: jpeg, max quality  
 Dimension: 1024 pix long side  
 Please keep images 3MB or less  
 Please title your image and include your name in title  
 Title\_Your Name  
Please Watermark your image!

**All photographs in this newsletter are under copyright protection. They may not be used without permission from the individual photographers.**

**Please submit articles and photographs to:**

[newsletter@olympiacameraclub.org](mailto:newsletter@olympiacameraclub.org)

**Deadline for articles and images for September newsletter is 5 September at midnight.**

## August 2019

### Olympia Camera Club Monthly Meetings

---


#### Business Meeting

##### Monthly on the First Tuesday of the Month

Wednesday, **September 3, 2019** from 6:30pm to 8:30pm

Open to all. Join us before the meeting at 5:30pm for dinner.

Contact: Meredith Rafferty, President



---

#### Practical Photography

##### Monthly on the Second Tuesday of the Month

Tuesday, **On Summer break. See you on September 10, 2019**

Program:

Contact: Ed Tromble, Chair



---

#### Member Sharing Night

##### Monthly on the Third Tuesday of the Month

Tuesday, **On Summer break. Take lots of images this summer to share when we meet again on September 17, 2019**

Program:

Contact: Pam Hoaglund, Chair



---

#### General Meeting

##### Monthly on the Fourth Tuesday of the Month

Tuesday, **On Summer break. See you on September 24, 2019**

Program:

Contact: Townsend Walton, Chair



---

#### Koffee Klatch Meet up, Every Other Wednesday Morning from 9am to 11am

Panera's Bakery, 2525 Capitol Mall Drive SW, Westside of Olympia

Open discussion about photography and other topics of interest

Contact: Linda Foss, Chair





**Executive Committee****President**

Bruce Livingston

**Vice President**

Townsend Walton

**Secretary**

Tammy Mandeville

**Treasurer**

John Damitio

**Associate Memberships****Committee Chairs****Community Liaison**

Bruce Livingston

**Equipment Custodian**

Rosalind Philips

**NWCCC Traveling Print & Open Salon Competitions**

Kim Buechel

**Field Trip Coordinator**

Susan Bradley/Cynthia Whelan

**Membership**

Colleen Easley

**Practical Photography**

Ed Tromble

**Member Sharing Night**

Pam Hoaglund

**Newsletter Editor**

Pam Hoaglund

**PSA Representative**

Pam Hoaglund

**Thurston County Fair**

Colleen and Dale Easley

**NPPNW Liaison**

Frank Townsend

**NWCCC Liaison**

Frank Townsend

**Scavenger Hunt**

Rosalind Philips

**Webmaster**

Colleen Easley

**Social Committee**

Linda Pardee

Olympia Camera Club  
 P.O. Box 13333  
 Olympia, WA 98508-3333