



Shutterbug Times

Official Newsletter of the Olympia Camera Club

Olympia, WA

Established in 1935

December 2018

www.olympiacameraclub.org

Volume 83, Issue 12

Find us on Facebook: www.facebook.com/groups/OlympiaCameraClub

Father Christmas, Ft Nisqually



© 2018 Pam Hoaglund Photography

In this issue:

President's Corner p. 2
 Editor's Note p. 2
 Monthly Meeting Topics p. 3
 January Field Trip p. 4
 Holiday Party p. 4
 Dec Field Trip Report p. 4
 2018 Annual p. 5
 Ridgefield NWR Gallery p. 6
 Holiday Lights p. 7
 NWCCC Print Awards p. 7
 Love My iCamera p. 8 - 9
 New Member Profile p. 10
 Member Profiles p. 10
 Membership Report p. 10
 PSA PID Interclub Competition p. 11
 Photo Quote p. 11
 Christmas Regale p. 12
 Member Dues p. 13
 Images for OCC Website p. 13
 Flickr Changes p. 13
 52 Week Challenge p. 13
 Local Events p. 14
 Board Mtg Minutes p. 14 - 15
 Photo Quote p. 15
 Member Gallery p. 16
 PSA p. 17
 Dates to Remember & misc. p. 17
 Upcoming Meetings p. 18
 Executive Committee p. 19
 Committee Contacts p. 19

President's Corner - Meredith Rafferty

As the days grow shorter and the darkness lengthens, it's only natural to seek the light. At this season, that could be the marvelous outdoor decorative lights, inviting us to angle in on their bright colors and patterns. Too cold, too lonely out in the December night, you say? There's always stealth mode, cruising slowly with the window down and camera at the ready!

It's a season to enjoy and a time to look ahead to new adventures. On the enjoyment side, we hope you will join us at



Meredith Rafferty

our Holiday Potluck on December 18.

We never miss an opportunity to share our images with each other and we'll have a gift exchange of our favorite

prints. Click into the details in this newsletter.

The Holiday Potluck is also a good time to start another year of new activities with the Club with your 2019 dues.

Keep your \$25 membership current and ring in the New Year with our included presentations, field trips with Club friends, photo competitions (again with Club friends), and lots of open exchange of ideas.

Enjoy this wonderful season of light. We hope that Santa will have a special photography gift for you; we look forward to being with you as you try it out.

Meredith

Editor's Note:

Please consider contributing articles and images to the newsletter. We have so many talented photographers in the club and we are all about education. The newsletter is a great forum to share your tips and tricks, travels, photo techniques, etc. Send submissions anytime during the month to:

newsletter@olympiacameraclub.org.

Please Note:

Olympia Camera Club naming convention. Please name all photo files with Title_first name (space) last name.jpg. Files should not be longer than 1024 on the longest side. Add photo as an attachment to your email. Do not imbed it into the email. This will help maintain the file name integrity.

Pam Hoaglund, Editor



Monthly Meetings

All meetings are held at

Capital High School, Pod A
2707 Conger Ave NW
Olympia, WA 98502

Practical Photography December 11, 2018 7-9 pm

For the December meeting of Practical Photography, we will be learning about high-dynamic-range imaging, commonly referred to as HDR. Believe it or not, the first HDR photograph was taken over 150 years ago by photographer Gustave Le Gray. Gustave realized that he wasn't able to capture the image he was looking at with one single shot. His camera lens could not capture what his eye was seeing. One shot was not able to capture all the details from the darkest to the lightest areas of the photo. Gustave combined the use of two negatives of the same image, each taken with different exposure times. The result of his technique was that he could capture the highlights of shadows of the sky as well as the detailed shadows of the sea in the photo he had taken. He created a stunning HDR composition. Much has advanced in HDR since Gustave's techniques. Today we have software applications, camera advancements, even applications for phone systems.

On December 11th at 7:00PM, Chris Shealy will be presenting a program on HDR. Chris purchased a Canon 80D and began his journey into HDR. Chris noticed the amazing looking photographs that were "over the top" in colors and saturation. He became obsessed with taking online tutorials and editing images. He discovered a few

photographers who are considered to be some of the best in HDR photography. He strived for more realistic looking HDR images and experimented with different ways of creating HDR images. Chris is looking forward to showing his work flow and what he has learned over the last year to everyone who attends the class in December.

We have done portrait, panorama, street and now HDR photography in our Practical Photography meetings. In May we will be doing night photography. I'm always looking for someone who would like to present a class. If you would be able to do a class on long exposure or composition, stacking, use of flash, focus and exposure, or any other topic the members would be interested in, please contact me at the meetings or by email so we can set something up. My email address is t.walton901@yahoo.com. Thanks.

Townsend Walton. Coorcinator



Member Sharing Night December 18, 2018 7-9 pm

No Member Sharing Night this month. Instead we will be celebrating the Holiday Season at our Holiday Party at the Black Lake Grange. See page 4 for details.

Pam Hoaglund, Coordinator

General Meeting December 25, 2018 7-9 pm

No meeting this month. See you in January 2019!

Bruce Livingston, Coordinator

Upcoming Field Trip

by Judy Mason

Mark **January 12 & 13, 2019** on your calendars. We are going on a photography trip to see the fields of swans and snow geese in the Skagit Valley by Stanwood and the majestic winter scenery and Bald Eagles off Highway 20 along the Skagit River south of Mt. Baker. Individuals may choose their own agenda from soon-to-be-posted self-guided photography tour options, but plan to meet up as a group for dinner at 5:30pm on Saturday somewhere along Highway 20. Check the Field Trip notes on the OCC website after the first of the year for more details. Although \$95 jet sled or \$75 drift boat rides are available from Skagit River Eagle Tours (for reservations call 1-888-675-2448 or visit <https://www.skagiteagles.com>). Eagles can usually be seen from pull offs along Highway 20 which are often manned by volunteers from the outstanding Eagle Interpretive Center in Rockport. Car pooling arrangements will be made privately. Because of the distance involved, many are staying over night

Annual Holiday Party

Save the Date: December 18, 2018 at 6:00 PM

Where: Black Lake Grange
6011 Black Lake Blvd SW, Olympia

Set up: 5:30 PM and Dinner 6:00 PM

Sign up for your potluck dish here: <http://signup.com/go/CZVnOTi>

Pick out and print one of your favorite prints of the past year, put it in a folder, a frame, or any other means of displaying it and we will trade photos.

We will need 4-6 volunteers to be there at 5:30 to help set up tables and help get ready; We will also need 4-6 volunteers to help clean up and put tables away.

Please call Linda Pardee at 360-918-8037 or e-mail her at Linda@EGP-Photo.com if you have any questions.

We hope to fill the room with Holiday Cheer, good fellowship and fun. We look forward to seeing you all there!




Ridgefield NWR Field Trip

by Judy Mason

On a cold **December 5** at least 14 club members drove to the Ridgefield National Wildlife Refuge near Battle-ground, WA. An abundance of birds were sighted including Bald Eagles, American Kestrel, Northern Harrier, Red-tailed Hawks, Tundra and Trumpeter Swans, Canada Geese, Great Blue Herons and Great Egrets to name a few. River Otters, White Tail deer and two Sandhill Cranes were also spotted. This was our first mid-week trip for members who are retired. It was nice to be in such a special place without crowds.

More images on page 6.



Announcing the 2018 Olympia Camera Club Annual!

by Frank Townsend

Every year, OCC members get together to assemble a permanent collection of their recent photographic work. We do this by publishing our Annual, a booklet to which we all contribute our photographs. There is a copy of the Annual published for each contributor so each person gets a copy to keep. We have found these books to be excellent keepsakes and inspirations. We will assemble the book at a gathering at the Friendly Village Community Center, accompanied by a "finger food" lunch. We would encourage you to get involved in this enjoyable activity. It provides a good deal of fun, a collection of your colleagues' work and a look at where we all were, photographically, in 2018. The details are as follows:

The Annual

Each Annual is made up of one image from each participating OCC member in good standing. Participation is voluntary, of course. It's nice but not required that the images were created during 2018. Images may be created by any photo process, film and/or digital, and may be any size from a snapshot to a maximum of 8 1/2 x 11 inches. Each participant provides one print per book so if there were 20 participants, there would be 20 books, each with one print from each participant. Binding costs will be around \$5.00 per book.

Deadline

Members who wish to participate must declare their interest via e-mail directly to Frank at frank_townsend@comcast.net or verbally at the OCC holiday party on **December 19**. The end of the holiday party will be the deadline for declaring and we will announce the final count at the end of the party. We will also publish this number to all declared participants.

Publishing Party

The publishing party will be on Saturday, January 26 (**note this is a change from last months newsletter**) at noon at the Friendly Village Community Center, 1111 Archwood Dr, Olympia. This is party time! Each participant brings their favorite snack, providing us with a "finger food" lunch and an excellent opportunity to become acquainted with other members. In the event you are unable to attend, you may deliver your prints to Frank before the January 7 or send them with another member. Please provide the name of the person who will be present to assemble your Annual for you.

Note: Because we permanently assemble the Annual, all

books must contain their complete contents at the party. It is difficult to add or exchange images with those already included in the binder, so a fully completed Annual, ready for binding is our goal! Please assure that your prints are at the publishing party, ready for assembly on or before the assembly date.

The Prints

Option 1: Mount on Paper Pages

Photos can be mounted on 8 1/2 by 11 pages with titles, etc. The preferred paper is 24 pound bond or similar. Please create your own pages and mount your prints, ready to bind before the party. You may use materials, colors, etc. of your choice. In that way you can control the placement of the print and information you want included on your page. When mounting, allow a 1/2 to 3/4 inch extra margin ("gutter") along the left hand (long) edge of the page for binding. Archival mounting materials are preferred.

Option 2: Prints Done Directly on 8 1/2 x 11 Photo Paper

You can bring prints that are done directly on 8 1/2 x 11 photo paper. We will bind these into the books with no need for other materials. When printing, allow a 1/2 to 3/4 inch extra margin ("gutter") along the left hand (long) edge of the page for binding.

Note 1:

Regardless of printing method or binding method, please assure your prints are dry and free of any adhesive residue or substances that would harm other prints in the book.

Note 2:

Please endeavor to get your prints completed well before the party. In years past, last-minute print orders from Costco and others have gone awry preventing some folks' images from being included in the book so allow for possible delays and errors in your prints.

Note 3:

Most folks like to place the title and the name of the maker of the images somewhere on the mounting (Option 1) or in the print itself (Option 2).

If you have any questions, please call Frank at (360)705-1349 or email:

frank_townsend@comcast.net.



Ridgefield NWR Field Trip

Photo Gallery



Holiday Lights

by Rosalind Philips

It is the time of the year when people decorate their homes and yards with festive lights. Here are some tips for taking pictures of them.

1. Take your pictures at twilight. That will give you a little ambient light and your pictures will not have as black a background.
2. Use a tripod so that your ISO can be lower. I start with an ISO of 400. Today's cameras take good pictures at ISO as high as 3200, but you will be better off with a lower ISO, longish shutter speed and a tripod.
3. I usually set my camera at a relatively wide aperture, let's say somewhere between f/2.8 and f/5.6, set my shutter speed at 1/8 s or less and the ISO at 400. Then I leave the aperture and the ISO fixed and vary my light by changing the shutter speed.
4. I set my aperture as wide as I can when I am focusing on a small group of lights with an anchor in front and want to achieve some bokeh in the background. You can get polygon shapes for the bokeh by making the aperture a little smaller. The type of polygon depends on how many blades your lens has. You can also change the shape of the bokeh by making paper cut-outs of shapes and putting them in front of the lens. For example, if you want your bokeh to be triangles, cut a triangle out of a piece of construction paper and hold the construction paper in front of the lens.
5. LED lights have a fast flicker frequency of 60 Hz. This is fast enough that most of us do not notice it.

The camera does. So, to get a picture that has all the lights and not some of them missing, use a shutter speed below 1/60 s.

One last tip. Use a piece of foam core to block your lens when headlights come through.



NWCCC 2018 Traveling Print Results

by Kim Buechel

The results of the 2018 NWCCC Traveling Print competition were announced at the NWCCC Fall Conference held in Everett, Washington on November 10, 2018. The Olympia Camera Club came in second place just one point behind the Tacoma Photographic Society.

Of the 25 prints entered by the OCC, four club members' photos went forward to the individual judging: John Gerecht with "Makeup", "Black Dress", "Rocky Horror" and "Amber", Pam Hoaglund with "Old Shoes on Chair", Tammy Mandeville with "Yellow Throat" and Ed Tromble with "Stink Eye".

Of the four, Pam Hoaglund won Honorable Mention in Traveling Prints for "Old Shoes on Chair" and John Gerecht won 3rd place in Traveling Prints and 3rd place in Color Portrait for "Makeup" and also 3rd place in Traveling Prints and 3rd place in Monochrome for "Black Dress".

If you would like to see the slide show on the prints entered that placed for the Print Salon, Digital Salon and Slide Show Salon, go to <https://nwcameraclubs.org/2018-awards/>. Looking forward to next year's NWCCC 2019 Traveling Print Competition



How I Learned to Love the iCamera

by Gene Eckhardt

My interest in photography goes way back. My first and only, film ILC is a Pentax Spot F with 50mm, 135mm, & 400mm lenses. I slowly adopted to digital, but never boarded the express train of pioneers and early adopters who upgrade with every technological innovation and new model. I used a series of so-called “Point and Shoot” cameras, all of which allowed full manual control, and most of which were Canons to take advantage of the advanced control features in the free Canon Hack Development Kit (CHDK). My first, and only, digital ILC is an Olympus OMD-5 II (4/3 format), 12-40 Pro (24-80mm equivalent), and a 150 (300mm equivalent).

I’ve been a member of the Olympia Camera Club since the fall 2015. The majority of conversation / discussion I observed and participated in have focused on hardware (usually the latest and greatest): cameras, sensors, lenses, tripods, lighting, etc.; computers, monitors, tablets, backup systems, etc.; printers, papers, ink, etc.; etc.

As most “serious” photographers know, phone cameras are for non-photographers, to take non-photos (snapshots) of non-subjects (selfies and social subjects) for non-photo use (text and post on social media). Phone cameras aren’t “real” cameras and they don’t take “real” photos. Like most people, I used my phone camera to take snapshots at family gatherings, pictures of products while shopping to text to my wife, books I wanted to remember, etc. Everything except using it as a “real” camera to take “real” photos.

While on a photo trip through the Southwest, I took several photos a day with my iPhone 6s (8MP sensor and a 30mm (35mm equivalent), f2.8 lens) to text to my family – “this is what I saw today”. After returning, I looked at those photos a lot closer, and decided they were actually pretty good. They looked different. I concluded that it was a simple shift in my perspective. The “photo mode” using my Olympus, spilled over to “photo mode” with the iPhone. In short, I treated the iPhone as a “real” camera instead of a snapshot camera.

I experimented taking photos with my iPhone 6s when I didn’t have my Olympus – shopping at the farmer’s market, walking in the neighborhood, etc. I liked the photos. The 5x7 prints were very nice and I selected a handful and printed 8x10s. I was surprised at how nice they were. I shared them with several club members to get their comments. Everyone agreed the prints were nice and they were also surprised when I told them that I used an iPhone. Several members did not believe the iPhone origin or suggested that I was simply mistaken.

In 2016, I took a 13-week trip, primarily in Central & Eastern Europe. I carried my Olympus OMD-5 II and the 12–40mm Pro lens, every day. My carry system (Capture One backpack strap quick release clip) was comfortable and convenient. My gear is much smaller and lighter than the gear that most photographers use. Even so, as the days passed, my setup became more inconvenient, more uncomfortable, and heavier.

After 2 months, I was tired of carrying my gear around every day. I remembered that I had a backup camera – my iPhone 6s. I took more photos with it, experimenting with different light and shooting conditions – landscape, architecture, motion, interior (primarily churches), night, etc. I used the standard Apple camera app for all photos, even though I did not fully understand the app’s features. I liked the results a lot.

The day before the entry deadline for the **2017 Thurston County Fair** I had no prepared photos. My wife convinced me to enter some iPhone photos. The next day, I printed (Costco), mounted and submitted entries. Although I had not printed an iPhone image at 16x20, I took the leap based on the excellent results of the 8x10 prints. How would these images stack up to photos taken with “real” cameras? And the Judges say ...?

1st place Apples (Still Life)



2nd place Bryce (Landscape)



(Continued on page 9)

(Continued from page 8)

3rd place Arches (Landscape)



HM Autumn Leaves (Plants)



OK. The judges thought the iPhone photos were “real” enough. Club members were mostly surprised and some simply dismissed or denied the iPhone origin. I think part of the struggle for “traditional” photographers is that if someone accepts the output as a “real” photo, they also must accept the camera used to take the photo as a “real” camera.

My next trip was 9 weeks, primarily in the Balkans, including a 21-day road trip with 23 different hotels. Lots of moving around and lots of walking, 3 to 9.5 miles per day, about 5.5 miles average per day. iPhone ONLY. Yes, there were a few days that I wished I had my “regular” setup, and even a longer telephoto lens. However, my feet and body were REALLY HAPPY the other 60 days.

Just prior to this trip, I upgraded to an iPhone 8, which has a 12MP sensor and a 28mm (35mm equivalent), f1.8 lens. I also downloaded several camera apps: Camera+, Pro Camera, VSCO, Pro HDR X, Night Eyes, Slow Shutter, and Snapseed. The apps are free or minimal cost – the most expensive I believe was \$10. Among other things, the Camera+ app includes complete control of the camera – ISO, shutter speed, exposure compensations, focal point, etc.; has shutter options that include normal, burst, timer, and stabilization (the shutter will not fire if

the camera is not still), which I have found particularly effective; and, allows the user to choose file format, JPEG, TIFF, HEIF and RAW / DNG.

We all know it is a bad idea to go on a trip with a new camera system. Predictably, this trip was a bit challenging because I was learning the new camera apps. However, they are fairly intuitive and, for the most part, the learning experience was positive. I was VERY HAPPY with the results and the convenience/freedom of using the iPhone 8.

2018 Fair Results:

2018 Thurston County Fair

3rd place Bucharest Blizzard (Man Made - B&W)

2018 South West Washington Fair

3rd place Bucharest Blizzard (B&W)



NOTE: My wife, who is neither a photographer nor a club member, entered photos (8x10s) that she took on our trip with her iPhone 5. She received 3 ribbons: one 3rd Place and 2 HMs.

My most recent trip was only 6 weeks through Italy and France, again with only the iPhone 8. I saw more tourist sites that prohibited all photographs and some that prohibited all bags, including purses and cameras, which must be checked before entry. Again, very happy with the convenience/freedom of carrying the iPhone in my shirt pocket and, more importantly, the results, which I will write about in more detail in the next installment.

I started this journey with an iPhone 6s, which also has a camera, and ended with an iPhone 8, which also has a phone. There is a lot going on out there with phone cameras and lots of **amazing** images on the web.

Embrace it!!

New Member Profile: Trish Sowards

What or who brought you to the club?

The Camera Club website brought me to the Camera Club. I went surfing the internet to find a club that would be friendly to someone just learning to use a camera.



How did you get interested in photography?

I became interested in photography through my father. He was a wildlife biologist and photographer and I loved his photographs.

What kind of photography do you like to do?

I'm particularly interested in learning wildlife and landscape photography.

What equipment is in your camera bag?

For equipment, I have a Canon EOS Rebel T3i, a tripod, and for lenses: an 18 x 55 mm, a 10 x 18 mm, a 75 x 300 and a 55 x 250.

What post processing programs do you use?

I'm working on learning Photoshop Elements and am planning on taking one of Roz's classes when she is done with her shows and has time to resume them.

What do you want to learn from the club?

I'd like to learn to shoot in modes other than Auto :-).



Member Profile: Daniel Bernstein

What or who brought you to the club?

I've known about the club for quite a few years, and can't remember how I learned about it.



How did you get interested in photography?

My father and step-mother bought me a Kodak 110 cam-

era when I was 9 years old. I just recently came across my first photo album of those images taken some 47 years ago.

What kind of photography do you like to do?

Landscape, Macro, Nature, and Pet/Animals. I'm just starting to do more Portrait work.

What equipment is in your camera bag?

One Sony a7rII, and a6000 body; 19mm f2.8, 50mm f1.8, and 24-240mm f3.5-6.3 lenses; Neeer NW880s Flash, with N1T2.4GS Flash Trigger and Neeer 6"x5" Flash Softbox Diffuser; 10mm, 16mm, and 21mm MOVO Extension Tubes; Sony RM-VPR1 Remote; two Battery Chargers; nine NP-FW50 Batteries, 12 SD Media Cards; a Pocket Version of The Constitution of the United States of America, and a copy of The Photographer's Right by Attorney Bert P. Krages II; my WA State Biz License and Reseller Permit; WA Discover Pass; a stack of model releases; and a copy of my HealthCare Decisions about the End of Life Directives to Physicians and Caregivers.

What post processing programs do you use?

Lightroom 6 and Photoshop CS6

What do you want to learn from the club?

Anything and everything my aging brain will allow me to absorb.



Membership Report

by Colleen Easley

Our membership has grown to 161 members. I sometimes wish we had better historical data to compare this with, but I'm fairly confident this is the largest membership we've ever experienced since our inception in 1935. That is exciting! New members this month include:

Ann Essko
Dayna Mueller
Steve Power
Ben Robinson.



Welcome!
We are glad you are here!

If you have the opportunity to meet them, please make them feel welcome.

PSA PID (Projected Image Division) Interclub Competition

by Pam Hoaglund

If you have been reading emails from the OCC or attended recent OCC meetings, you are aware that we are venturing into the world of competition with the Photographic Society of America (PSA). The Board has discussed entering the competition several times and finally decided to take the plunge.

The competition year runs from November to May; entry date deadlines are November 1, January 1, March 1 and May 1. We need six different photographers for each of the four competitions. We will be competing as a club against other clubs from around the world for three top spots at the end of the season. Individuals will also receive awards.

I have submitted our makeup images for the November competition. Since these images are makeup, because we were not enrolled in the competition until after the deadline for submission, the images are not eligible for individual awards but will count toward club points.

Six club members and one alternate have signed up to submit images for the January 1 competition. **If you are one of those who signed up, I need your image by December 15.**

In January I will have the signup sheet for the March 1 competition. It will be first come first served for signup so don't miss a meeting if you want to enter the competition.

It is exciting to see the interest so far and we look forward to your wonderful image for the March or May entries! Here's some more information:

You must be an OCC member to participate but do not have to be an individual member of PSA.

1. Images are to be digital only. Film images can be scanned into digital.
2. Photographic work must be the maker's; no commercial clip art is allowed.
3. Category is General. Content is "open" and may include creative images, with all forms of manipulation permitted.
4. Color or Monochrome. Monochrome images are those that give the impression of black and white, or black and white plus one fully toned color.
5. All submitted images are judged together and are not separated by Color or Monochrome.
6. Image Release Form: signed by participating members. It guarantees the images are:
 - Their own work
 - They have the necessary model and or property release if ever needed
 - They give PSA permission to display their images on the PID Interclub website
 - They understand they alone hold all copyrights
7. The image release form is not required if the participant does not wish to have their winning images displayed by PSA on their website or at the PSA Conference.
8. Image Size:
 - > Horizontal images will be no more than 1024 pixels wide or 768 pixels tall.
 - > Vertical images will be no more than 768 pixels tall.
 - > JPEG format only, with no file size restrictions.
 - > sRGB color space is recommended
 - Suggested file name:
title of image_photographer name.
 - > DO NOT put a watermark on the image.

If you have any questions please speak to me at a meeting or email me at pamhoag46@gmail.com.

**"When you photograph people in color you photograph
their clothes. When you photograph people in black
and white, you photograph their soul!"**

– Ted Grant

Christmas Regale
Fort Nisqually



Photography by Pam Hoaglund



Membership Dues

by Colleen Easley

It's that time of year that we ask members to renew their Olympia Camera Club memberships. Dues remain a bargain at just \$25 per individual and \$45 per couple. We also offer a student rate of just \$20. There are three ways you can pay your dues.

Give your dues to our Treasurer (or any other officer) at any of our January meetings.

Mail your check to Olympia Camera Club - PO Box 13333, Olympia, WA 98508

Use the PayPal link on the Membership page of the club's website.

Note: dues are slightly higher when paid via PayPal in order to cover our PayPal fees

We encourage your renewal as soon as possible so we can generate a reasonably accurate budget for 2019. In order to maintain your membership status and access to the website Member's Only Area, your dues are payable by January 31, 2019.

PS Congratulations to T. Walton - he was the first one to pay his 2019 dues this year. Yippee!



Images for the Website

by Colleen Easley

Pam Hoaglund and I have been collaborating to put some of your images onto the club's website. Each month Pam posts a few of our members' images in the Newsletter and then she sends those images to me to post on a page of the OCC website. I put them in groups, depending on how many she sends, so sometimes there will be a single page for one month and other pages include multiple months. You can find these images under Photo Galleries>Images from Newsletter.

As you look through the images you might notice some images are large, some are very small. This is why Pam asks for a specific size for the newsletter and why consistent sizing also works best for me on the website. Please send your images to Pam sized to 1024 pixels on the long edge. Make sure they are watermarked with your name, and in the sRGB color space. Also, please name our files with a title and your name. Our preferred file name format is "Title by Your Name" or "Title Your Name". Here's an example: Painted Hills by John Doe. If you spell and punctuate properly, I don't have to spend time making changes to your file names before I upload them and you get the proper credit for your images. Oh, and just so you know, your images are "right click protected" so they can't be downloaded by others. Thanks for your cooperation.

Flickr Changes

by Colleen Easley

As I noted in last month's newsletter, Flickr is making some changes to their terms and conditions that may affect you. Instead of giving us 1 Terabyte of storage, they will now be limiting free accounts to 1000 photos. If you want to keep more than 1000 photos in your Flickr account, you will need to upgrade to a PRO account for \$49.99 per year. Beginning January 8, Flickr will start deleting your older photos if your free account contains more than the 1000 limit.

Over the years, our website has been very dependent on your Flickr images for the content of field trip galleries, the club activity gallery, and your personal galleries. I am investigating other options for getting content to our website for those galleries that will remove that dependency without adding any cost to you. I'll hopefully have more information for you on this by next month.

Fifty-two Week Challenge

by Colleen Easley

Our 2018 Fifty-two week Word of the Week challenge will be coming to an end soon and I've been debating whether to create a new challenge for 2019. We've done this for the last three years, and a fair amount of work goes into keeping this project going for the whole year. Unfortunately, we haven't seen a large amount of participation over the years so I've decided to take a break from it this year. There will be no more WOW emails after December 22. I've got my thinking cap on for some other type of challenge, but in the meantime, if you want to do a Word of the Week, or a Photo of the Day challenge, there are quite a few websites offering that kind of project if you just search for them. One free site I used in the past for a 365 project was <https://365project.org>.

Local Events

November 22 – January 1, Spanaway FANTASY LIGHTS

More than 300 elaborately lit displays will glow along a 2-mile route along Spanaway Lake. Spanaway Park, (253) 798-4199, www.piercecountywa.org/parks

November 23 – January 5, Seattle WILDLIGHTS

Guests will be transported to a festive winter wonderland, complete with lights, treats, faux snowball fights, animal encounters and more. Woodland Park Zoo, (206) 548-2500, www.zoo.org/wildlights

November 23 – January 6, Tacoma ZOO LIGHTS

The zoo glows with more than 650,000 lights during the holidays (except December 24); a vintage carousel and camel rides offer yet more excitement on the 30th anniversary of this annual tradition. Point Defiance Zoo & Aquarium, (253) 404-3800, www.pdza.org

Olympia Camera Club Business Meeting December 4, 2018 **Draft** Casa Mia Restaurant, Olympia WA

Officers and Members Present

Meredith Rafferty, Bruce Livingston, John Damitio, Tammy Mandeville, Pam Hoaglund, Townsend Walton, Rosalind Philips, Judy Mason, Dale Easley, Colleen Easley, Frank Townsend, Terri Townsend, Rene Conger, John Gerech, Kim Buechel, Linda Pardee, Gene Pardee.

The meeting was called to order by President Meredith Rafferty at 6:30 p.m.

Review Agenda

Meredith Rafferty reviewed the agenda and it was accepted.

November Minutes

Pam Hoaglund moved to approve the minutes of the November Business Meeting. Linda Pardee seconded the motion. MSC Unanimous.

Treasurer's Report

John Damitio reviewed the Treasurer's Monthly Report.

Treasurer's Report December 4, 2018	
November 1 - November 30, 2018	
WSECU Checking	
Starting Balance (11/1/18)	\$1,509.75
DEPOSITS	
Income - 2018 Dues	6.00
Total Deposits	6.00
EXPENSES	
Technology - Adobe Subscription	10.88
Total Expenses	10.88
Ending Balance (11/30/18)	\$1,504.87
WSECU Savings	
Starting Balance (11/1/18)	\$3,390.63
Dividend Interest	0.28
Ending Balance (11/30/18)	\$3,390.91
PayPal Balance	\$ 12.12
Total Balance	\$4,907.90

Membership Report

Colleen Easley reported three new members this past month for a total of 160 members.

President's Report

Meredith Rafferty acknowledged the increased participation in competitions and image sharing by club members.

General Meeting Speakers

Bruce Livingston reported no meeting in December due to Holiday Party. For January's meeting, Pam Hoaglund will do a presentation on "Smoke Therapy". For February, we will have M. Allen Raphael on Underwater Photography.

Practical Photography Group

Townsend Walton reported that the December speaker will be Chris Shealy on HDR. He also reviewed arrangements for speakers in future months.

Member Sharing Night

Pam Hoaglund reported the December Member Sharing Night will not take place due to the Holiday Party. January's Member Sharing will be on Street Photography and HDR.

Digital Imaging

No Report.

Equipment

Rosalind Philips discussed her research on calibration software for the projector.

Newsletter

Pam Hoaglund reviewed topics and photos needed for the newsletter.

Webmaster

Colleen Easley led a discussion on the use of Flickr and

(Continued on page 15)

(Continued from page 14)

SmugMug for Club images. There was also discussion of declining participation in the Word of the Week (WOW) and a decision to suspend WOW for 2019.

NWCCC Liaison & Conference

Frank Townsend reported that the November Conference was a success with 150 in attendance, 10 were from our club. The next Council board meeting will be January 12th.

NWCCC Traveling Prints

Kim Buechel reported that all 25 prints have been turned in to start this year's club competition.

NPPNW Liaison

Colleen Easley reported that the November Conference was a success. The next conference will be April 6th in Salem.

PSA Representative

Pam Hoaglund reported that the November images have been submitted for the PID club competition. January deadline is coming up. Pam led a discussion on image participation guidelines.

Social Committee

Linda Pardee reported that the Holiday Party preparations are coming along nicely. Linda then discussed the Annual Banquet slated for June.

Thurston County Fair Competition

Dale Easley reported that the next meeting is on December 5th.

Field Trip Coordinator

Judy Mason reviewed future field trips including January's trip to the Skagit Valley and along the Skagit River.

Old Business

Judy Mason and Meredith Rafferty led a discussion on club liabilities and insurances, photo releases, and organizational structures.

New Business

Rosalind Philips moved to change the January 1st Board meeting to January 2nd. Pam Hoaglund seconded. MSC, Unanimous.

Dale Easley followed up on a request for the club to provide photography services at the fairgrounds.

Bruce Livingston moved that the Thurston County Fair photos should be a club sanctioned event. Frank Townsend seconded. MSC, Unanimous.

Old Business

Bruce Livingston relayed an email request from Capitol Land Trust for photography services. Frank Townsend moved that the club sanction supporting the Capitol Land Trust. Pam Hoaglund seconded. MSC, Unanimous.

Adjournment

Pam Hoaglund moved to adjourn the meeting at 8:30 p.m. Townsend Walton seconded, MSC Unanimous.

Submitted by Tammy Mandeville, Secretary

“Twelve significant photographs in one year is a good crop.”

– Ansel Adams

“There is a vast difference between taking a picture and making a photograph.”

– Robert Heinecken

Member Gallery



Photographic Society of America (PSA)


PSA is a worldwide organization for anyone with an interest in photography. Founded in 1934, the Society is for casual shutterbugs, serious amateurs, and professional photographers.

Individual digital membership is \$45 a year.

Membership offers a wide variety of services and activities:

1. Monthly Journal
2. Online photo galleries
3. Image evaluation
4. Study groups and courses
5. Competitions
6. Annual Conference
7. Discounts on photography-related products/services
8. PSA travel aide

For a complete overview of membership benefits go to www.psa-photo.org



Dates to Remember

- 10 December Digital Imaging
- 11 December Practical Photography Meeting
- 12 December Koffee Klatch
- 18 December **Holiday Party**
- 25 December **NO General Meeting**
- 26 December Koffee Klatch

2019

- 2 January Board Meeting (**Wednesday**)
- 8 January Practical Photography
- 9 January Koffee Klatch
- 14 January Digital Imaging
- 15 January Member Sharing Night
- 22 January General Meeting
- 23 January Koffee Klatch

Sizing Images for Newsletter

Format: jpeg, max quality

Dimension: 1024 pix long side

Please keep images 3MB or less

Please title your image and include your name in title

Title_Your Name

Please Watermark your image!

All photographs in this newsletter are under copyright protection. They may not be used without permission from the individual photographers.

Please submit articles and photographs to:

newsletter@olympiacameraclub.org

Deadline for articles and images for January newsletter is 3 January at midnight.

December 2018


Olympia Camera Club Monthly Meetings

Business Meeting

Monthly on the First Tuesday of the Month

Wednesday, **January 2, 2019** from 6:30pm to 8:30pm (**Meeting on Wednesday in January**)
Open to all. Join us before the meeting at 5:30pm for dinner.

Contact: Meredith Rafferty, President



Practical Photography

Monthly on the Second Tuesday of the Month

Tuesday, **December 11, 2018**

Program: Chris Shealy will present a program on HDR (High Dynamic Range Photography)

Contact: Townsend Walton, Chair



Member Sharing Night

Monthly on the Third Tuesday of the Month

Tuesday, **December 18, 2018**

Program: **Annual Holiday Party at the Black Lake Grange**

Contact: Pam Hoaglund, Chair



General Meeting

Monthly on the Fourth Tuesday of the Month

Tuesday, **December 25, 2018**

Program: **CHRISTMAS**

Contact: Bruce Livingston, Chair



Koffee Klatch Meet up, Every Other Wednesday Morning from 9am to 11am

Panera's Bakery, 2525 Capitol Mall Drive SW, Westside of Olympia

Open discussion about photography and other topics of interest

Contact: Linda Foss, Chair



Executive Committee

President

Meredith Rafferty

Vice President

Bruce Livingston

Secretary

Tammy Mandeville

Treasurer

John Damitio

Immediate Past President

Scott Wood

Newsletter Editor

Pam Hoaglund

Associate Memberships



Committee Chairs

Community Liaison

Position Vacant

Equipment Custodian

Rosalind Philips

NWCCC Traveling Prints

Kim Buechel

Field Trip Coordinator

Judy Mason

Membership

Colleen Easley

NPPNW Liaison

Colleen Easley

Practical Photography

Townsend Walton

Newsletter Editor

Pam Hoaglund

PSA Representative

Pam Hoaglund

Thurston County Fair

Colleen and Dale Easley

Digital Imaging Group

John Gerecht

Member Sharing Night

Pam Hoaglund

NWCCC Liaison

Frank Townsend

Scavenger Hunt

Rosalind Philips

Webmaster

Colleen Easley

Social Committee

Linda Pardee

Olympia Camera Club
P.O. Box 13333
Olympia, WA 98508-3333