



Shutterbug Times

Official Newsletter of the Olympia Camera Club

Olympia, WA

Established in 1935


February 2019

www.olympiacameraclub.org

Volume 84, Issue 2

Find us on Facebook: www.facebook.com/groups/OlympiaCameraClub

Kiwanda Sunrise



In this issue:

President's Corner p. 2
 Editor's Note p. 2
 Monthly Meeting Topics p. 3
 Field Trips p. 4
 Report Skagit River p. 4
 Member Gallery Skagit River p. 5
 PSA Interclub Competition p. 6
 WA ST Spring Fair p. 7
 Annual Party Report p. 7
 Member Gallery p. 8
 Membership Renewal p. 8
 Membership Report p. 8
 Annual Scavenger Hunt p. 9
 Why Attend a Photo Workshop p. 10
 Smoke Photography 101 p. 11 - 12
 New Member Profile p. 13
 Member Profiles p. 14
 Photographer's Market Work p. 14
 Board Mtg Minutes p. 15 - 16
 Local Events p. 16
 Mirrorless vs DSLR p. 16
 Member Gallery p. 17
 PSA p. 18
 Dates to Remember & misc. p. 18
 Upcoming Meetings p. 19
 Executive Committee p. 20
 Committee Contacts p. 20

President's Corner - Meredith Rafferty

When the moon was as bright as the sun, I knew it was a special evening. I was watching the full moon rise, hoping it would clear the trees before the eclipse started. But the clouds were proving to be more of a problem, moving in and out across the face of the moon. I had set up my camera, thinking I would get, in one image, a wide landscape with a perfectly exposed moon. Hmmmm. What was I thinking?! There was the extreme difference in exposure between the dark ground of shadows and the radiant moon, and there was the difference in scale – that is, the moon was a good-sized orb above the landscape but not the glorious size and detail I had in mind. I also discovered that the moon moves, quite rapidly in fact. If I left the shutter open to expose the shadowed landscape, I ended up with a lozenge-shaped moon. It began to dawn on me (figuratively) that I needed to rethink my intended composition and choice of lens and techniques.

By this time, the lunar eclipse had begun. I did what any flexible photographer would do – I switched to Plan B. I sat down next to my equipment and enjoyed the show. As the eclipse pro-

gressed, the clouds slid apart and the moon glowed red. It was a moment of splendor.

That is the joy of photography. It takes me out, seeking special sights. And if my technical skills lag, I always have my trusted backup, my eyes.

As for that special photo, all is not lost because I can enjoy the moon glow captured by others and posted on our Facebook and Flickr sites. There were many of us out seeking that special sight. Since then, the photographers around me have filled me in on suggested techniques. That's the other good part of photography – sharing ideas, expertise and enjoyment. We look forward to seeing what you're working on and sharing your enthusiasm. See you soon!

Meredith

**Editor's Note:**

Please consider contributing articles and images to the newsletter. We have so many talented photographers in the club and we are all about education. The newsletter is a great forum to share your tips and tricks, travels, photo techniques, etc. Send submissions anytime during the month to: newsletter@olympiacameraclub.org.

Please Note:

Olympia Camera Club naming convention. Please name all photo files with

Title_first name (space) last name.jpg. Files should not be longer than 1024 on the longest side. Add photo as an attachment to your email. Do not imbed it into the email. This will help maintain the file name integrity. If you send images from a MAC please use an email service such as gmail, yahoo, comcast, etc. The MAC email program strips the file name from your image when I receive it on a PC.



Pam Hoaglund, Editor

Monthly Meetings

All meetings are held at

Capital High School, Pod A
2707 Conger Ave NW
Olympia, WA 98502

Practical Photography February 12, 2019 7-9 pm

On Tuesday night February 12th, we will be going over “Composition”. Composition is a basic element of good photography. Our guest speaker, Rachael Webster, who was an artist first and later took up photography, says she never really thought about composition because as an artist she naturally saw a good composition when she took a photograph. For someone like me, who is not an artist by any stretch of the imagination, composition is more challenging.

Rachael has been creating high impact portraits since 2009. She found her passion after her grandfather gave her an entry level point-and-shoot Nikon for her birthday, and after experimenting with numerous kinds of photography she found her passion and calling through creative portraits of people. Currently, her goals are to develop a greater understanding of off-camera flash units and light modifiers to have a higher chance of successfully capturing her visions. With a well developed sense of composition and aesthetics, she hopes to bring these skills to our February meeting to enhance our ability to make good compositional images

If you have specific questions for her, feel free to e-mail her directly at NoctemPhotography@gmail.com and your questions will be addressed during the meeting.

Townsend Walton. Coorcinator

Member Sharing Night February 12, 2019 7-9 pm

January’s Practical meeting was “how to select and prepare images for competition”. So, for Member Sharing this month we would like you to bring images you might consider entering into competition (Thurston County Fair, NWCCC, NPPNW, etc.). If you are not interested in competition bring any five images you would like to share. Your images might be ones you want feedback on related to composition, post-processing, how to make the image better and so on. You may bring prints, digital or a combination but please limit to only five images total. For digital images please resize to 1024 or 2048 on the long side. Put your digital images on a thumb drive and in a folder titled with your name.



Pam Hoaglund, Coordinator

General Meeting February, 26, 2019 7-9 pm

This month's General Meeting will feature a presentation by Allen Raphael on underwater photography. Stay tuned for more information on his presentation.

Bruce Livingston, Coordinator

Field Trip

by Judy Mason

Sometimes the weather can be our friend. Other times not so much, despite the collective Pacific Northwest positive approach of behaving “like the Mountain is out.”

Because of several snow storms, our February 11th Wolf Haven Field Trip has been canceled and will be rescheduled at a later date.

Presently the field trip committee is working on plans for a photo outing to Cape Disappointment for Saturday, February 23rd. High tide that day is in the middle of the afternoon, and hence we likely won't be leaving Olympia at the crack of dawn. This is one circumstance where a winter storm could add significant excitement and interest to our images. Members, watch your email for further details from the club.



Skagit River Eagle Trip Report

by Judy Mason

The January 2019 weekend when twenty OCC members traveled to the Skagit Valley and Skagit River area to view eagles and other birds couldn't have been nicer. The Skagit River level was high due to recent rains and the salmon count was down, resulting in fewer than usual eagle sightings. Nonetheless, our views of Mt. Baker and other North Cascade peaks were exhilarating clear.



Skagit River Eagle Field Trip Gallery



PSA PID (Projected Image Division) Interclub Competition Nov and Jan Results

Submitted by Pam Hoaglund

After two rounds the Olympia Camera Club is in ninth place.

Club Group E	LOCATION	PTS NOV	PTS JAN	TOTAL	PTS MARCH
Belmont 16s Photography Club	Australia	64	72	136	
An Tain Photographic Group	Ireland	64	67	131	
Lehigh Valley Photography Club	PA	58	73	131	
Full Frame Photo Club	India	58	64	122	
Norths Photographic Society	Australia	57	63	120	
Tulsa Area Photographic Society	OK	57	60	117	
Berk's Photographic Society	PA	51	64	115	
Suffolk Camera Club	NY	54	61	115	
Olympia Camera Club	WA	57Makeup	57	114	
Coastal Carolina Camera Club	NC	48	65	113	
Milford Camera Club	CT	46	65	111	
South Jersey Camera Club	NJ	47	64	111	Makeup 63
Tri-State Photographic Society	KY	51	59	110	
West Side Photo Club	NV	43	64	107	
SCSH Camera Club	CA	49	56	105	
Photography West	AZ	38	66	104	
Wirral 20 Photographic Club	England	48	56	104	
Midland Camera Club	MI	42	61	103	
Quinebaug Valley Photography Club	CT	41	60	101	
Rossmoor Photography Club	CA	41	59	100	
Minnesota Valley Photo Club	MN	42	56	98	
Shutter Bugs Creative Forum	United Arab Emirates	0	68	68	
St Vrain Photographic Society	CO	0	63	63	
Monticello Camera Club	WA	46	0	46	
Gibraltar Digital Photography Club	Gibraltar	45	0	45	
Photographic Society of Wojnicz Fotum	Poland	36	0	36	

Washington State Fair Photography Competition

2019 Washington State Spring Fair Dates: Thursday, April 11th thru Sunday, April 14th.

Deadline to submit Photography Entries: Wednesday, April 3rd, 6 pm. (See Locations)

Judging: Saturday, April 6th, 12:00 pm thru 4:00 pm. (Kloshe Illahee 2500 S 370th St, Federal Way, WA)

Photo Entries may be submitted at the following locations:

Washington State Fair Grounds, Administrative Office (Mail or Drop Off)
110 9th Avenue Southwest
Puyallup, WA. 98371

Speedy One Hour Photo (Pick up Entry Form & Drop Off)
11702 Pacific Avenue
Tacoma, WA 98444

Robi's Camera (Pick up Entry Forms & Drop Off)
10015 Gravelly Lake Drive Southwest
Tacoma, WA 98499

You can download an Entry Form at: tacomaphoto.org or pick one up at Robi's Camera or Speedy One Hour Photo.

Good Luck and I will see you at the Fair!

Stan Braaten

Tacoma Photographic Society



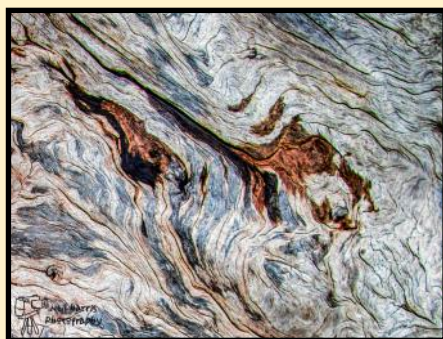
The Annual (Revisited)

by Frank Townsend

Saturday, January 26 was party time at the Friendly Village Club House. Twenty five members met at noon to assemble their Annuals, eat food, and socialize with one another. Did I mention eating? There was more food than was possible to consume in one party, some home-made and some store bought but all was good. All together twenty five people assembled their books and shared the story of their images with the others. This event is one of the oldest traditions in the club and one of the most fun activities.



Member Gallery



Membership Renewals

by Colleen Easley

January is when annual memberships expire. If you haven't renewed your membership yet, you are in danger of losing your club affiliation if you don't renew by the end of February. If you're one of our members who hasn't renewed yet, please pay your dues at an upcoming meeting or use the on-line PayPal feature of our website to get yourself caught up on dues. We don't want to have to delete you from our rolls. Dues remain \$25 for a single membership, \$45 for a couple's membership, and \$20 for a Student membership.



Membership Report

by Colleen Easley

There are 176 names in the membership data base, but 82 have not yet renewed for 2019. Dues for 2019 were due by January 31, but we are allowing a grace period for those 82 people to either pay in February or let us know they are not planning to renew. Some have moved away, others just have family commitments that don't allow them to participate. We go through this process every year and it's not uncommon to drop about 40 members at the March board meeting. If you're one of those 82 people, I hope you plan to continue your membership and will pay your dues at a February meeting, on-line via PayPal, or by mail. See the Membership page of our website for instructions. If you're not planning to renew, please email olympiacameraclub@gmail.com to let us know.

We have eight new members to report for the past month. Please welcome:

Laura Font
Jeffrey Johnson
Jeff Larson
Damian Magista
Zen Moniodis
Cindy Standley
Christy Sterling
Tristan Sterling



Welcome!

We are glad you are here!

The 2019 Annual Scavenger Hunt and Banquet

by Rosalind Philips

Here Ye, Here Ye. The Annual Scavenger Hunt and Banquet of the Olympia Camera Club will be held on June 25th. Now is the time to start working on the list. Some of the words are challenging; I have confidence you will all have great ideas for images. See you at the banquet.

2019 Olympia Camera Club Official Scavenger Hunt Rules

This year, members will have two ways to participate in Banquet Slide Show entertainment.

Submit one image for each of the 15 words below.

You may take as many images as you like and do as much processing as you like, but you can only submit one image for each word.

OR

Submit 10-15 of your favorite/best images taken between 6/1/2018 and 6/12/2019. You may do as much processing as you like on the images.

Rules

All images must be JPEGs – no RAW or TIFF images.

The images must be 1024 pixels on the long side. The resolution should not exceed 72 dpi.

Scavenger Hunt Images. Name your images as

Sxx_Name_word.jpg where

S means scavenger hunt, xx is the number of the word and word is the category. For example, an image submitted for the 5th word Plaid would be named

S05_RosalindPhilips_Plaid.jpg.

Please include a list of your images with descriptions.

Favorite/Best of 2018-19 images. Name your images as Bxx_Name_ImageName.jpg .

B means Favorite/Best of 2018-19, xx is the number of the image, Name is your name and ImageName is the name of the image. For example the eighth image I submit would be named,

B08_RosalindPhilips_BergyBit.jpg.

Please include a self Identification Image as your 16th image.

Please burn your images to a CD or DVD or thumb drive.

Images are due no later than Tuesday, June 11, 2019 at the Practical Photography Meeting. You can bring your images to the meeting or mail them to Rosalind Philips, 4643 Indian Summer Dr SE; Olympia WA, 98513.

We will watch the two slide shows at the Banquet on June 25th. Please contact Rosalind at RosalindPhilips@comcast.net or at 360-790-2814 with any questions.

2019 Scavenger Hunt

One of our members requested that the scavenger hunt words be posted earlier in the year so there is more time to hunt for them. So here is the list. Images are due on June 11th at Practical Photography Group. There will be an article in the April newsletter with more details. The information has been updated on our web page. Please contact Rosalind Philips with any questions.

Word List

Num	Category
01	up close
02	adventure
03	red
04	shadows
05	rule of thirds
06	laughter
07	light
08	vintage
09	unique
10	weather
11	purple
12	fruit
13	perspective
14	sparkle
15	sunset
16	Self Identification

Why Attend a Photography Workshop?

by Cynthia Whalen

I will be attending the 3rd Annual Yellowstone Photography Symposium, in West Yellowstone sponsored by Perfect Light Camera. Last fall, I won my tuition as a door prize at the Nature Photographers of the Pacific Northwest conference.

Reflecting on this opportunity, I asked myself, “Why should I want to attend a photography workshop?” Even with my tuition paid, it is still a big investment of time and money.

Upon introspection, I want to make sure I make the most of my attendance. Here are my 10 reasons why you too, might make the investment in taking a photography workshop this year.

1. **Improve.** There is always something new to learn, and I can always improve my photography.
2. **“We are not alone.”** I look forward to meeting other photographers and hearing about their work.
3. **Add something to my workflow.** I can always get faster at processing photos, get better organized, and maybe incorporate a short-cut or two.
4. **Focus on me.** For one week, I don’t need to do anything but eat, sleep, and take photographs.
5. **Get the inside scoop on locations.** Biologists and tour guides know all the cool places where the wildlife is hanging out.
6. **Get back to basics.** I don’t always practice what I learned in Photography 101. Maybe I should listen better.
7. **Get out of my routine.** Try something new. I may be a know-it-all, but I don’t do everything I know.
8. **Learn my equipment.** I need to know every button, knob, and menu item in my camera. I’m not there yet.
9. **Practice my mobile processing.** Shoot in the day and process at night. Then repeat using what I learn. Maybe I can establish a new habit or two.
10. **Fun!** What could be more fun than hanging out with a bunch of photographers talking about equipment, techniques, and what to shoot next!

I hope this gives you something to consider. Maybe you could join me in Yellowstone, or you could find another workshop?

Either way, get out there and shoot.

Cynthia is currently blogging and taking photos in Malaysia.



© Cynthia A Whalen

Smoke Photography 101

by Pam Hoaglund

Smoke photography has been described as being aleatoric
Something that is created by chance

Google: Smoke photography

Reference websites:

www.jhoque.com/how-to-photograph-smoke

www.nyfa.edu/.../how-to-photograph-smoke

www.wikihow.com/Photograph-Smoke

What do you need?

- DSLR/Mirrorless camera
- Lens (24-105) or macro
- Flash (off camera)
- Flash transmitter or cord
- Tripod
- Lamp – desk
- Black cloth or similar for background
- Snoot – black card stock
- Incense – stick or cone
- Table
- Play dough or something similar to hold incense
- Reflector
- Lighter
- Aluminum plate

Camera and Flash Settings

Manual mode

Shutter speed – synch speed of flash for camera
(1/160th)

Aperture – around f/8

ISO- 100

RAW

White balance – auto if shooting in RAW

Manual focus

Turn off image stabilization & auto focus

Flash in slave mode

If using transmitter use same channel for transmitter and slave unit

Set in manual mode

Set output at 1/16 to start, adjust as needed

Setting Up

Hang black cloth

Place incense in holder about 3-4 feet in front of back-ground

Position lamp so light points at tip of incense

Position flash opposite side from lamp, pointed at tip of incense

Place reflector opposite flash

Camera on tripod 2-4 feet from incense

Turn off all fans, close doors and windows

Turn off any extra lights and close blinds



This is my set up in my garage


Shooting

I use live view

Take a lot of images to catch interesting action

Blow VERY gently to make smoke move in waves


Shoot for 10 – 15 minutes or until smoke interferes with images



Shooting vertical with live view on and room fairly dark

(Continued from page 11)

To get movement in the smoke blow VERY gently. If you blow too hard you will stir up ash that will appear in your image. (Enlarge view to see ash in image)



Post Processing

In RAW converter

increase exposure about +.50
 increase contrast about +10-15
 increase blacks about +5-15
 increase clarity about +15
 Temperature about 5500-6000
 Magnify to 100% to check for ash in image
 Play with other sliders to get the look you want

Photoshop/Elements

This is where your creative side comes in to play. The following are only suggestions and a place to start. It just takes a lot of playing especially when you work in the gradient tool or gradient map.

To paint out unwanted smoke

Create new layer
 Select paint brush tool
 Foreground black
 Soft brush - paint out unwanted smoke

OR

Create new layer
 Foreground black
 Select paint bucket – click in image
 Paint brush tool – soft- paint back in smoke you want

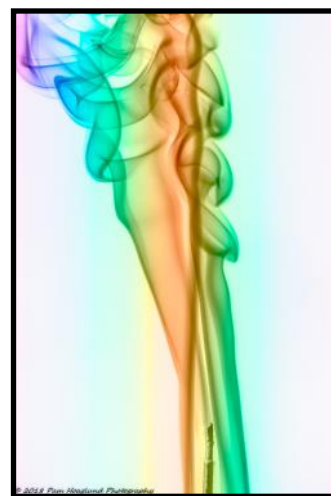
Change Background to White

Layer = new adjustment = invert

To change smoke color = click on Hue/Saturation
 Check = Colorize
 Change intensity of color with saturation

For Rainbow Effect

Layer = new fill layer = gradient tool or gradient map
 Mode = color (also try multiply and luminosity)
 Gradient fill = Spectrum
 Style = radial
 Angle = 0 (scale 1)
 Play around with settings and gradient fill



New Member Profile: Christy, Tristan (age 14) and Tysen (age 11) Sterling

What or who brought you to the club?

Christy found out about the club after the three of them entered photos in the Thurston County Fair in August.

How did you get interested in photography?

Christy became interested in photography before having children and took a photography class through SPSCC (before digital cameras existed). Once she had the two boys, she primarily just took snapshots of them growing up. In 2017, Tristan's grandma took him on a photo shoot (he used the camera on an old iPhone). After seeing his very interesting photos and noticing that he had a "good eye," the family started going on more photo shoots. This is how Tysen became interested. Both kids did very well with their Thurston County Fair entries (and Tristan with his Washington State Fair entries). They also enjoy selling their photo greeting cards at local bazaars and are very successful young entrepreneurs.

What kind of photography do you like to do?

Christy likes macro and abstract photography (plants, bugs, random things such as rusty metal, etc.). She also likes to take and submit photos in competitions in the GuroShots app. Tristan likes wildlife photography. He prefers to use the 600mm lens to get close-up shots with the blurred background. Tysen likes taking pictures of plants, flowers, animals and their dog, a black lab. His "signature" shot is taking a picture looking up the trunk of a tree to the sky. He is also interested in trying some long shutter speed photos. Christy and Tristan took the entry-level digital photography class at SPSCC this past summer. They're both working on not using the "auto" setting.

What equipment is in your camera bag?

Christy and Tristan share a Nikon D5600 with an 18-135mm lens and a Tamron 150-600mm lens. They have never used any filters, external flashes or other "extras." Tysen uses a Sony Cybershot.

What post processing programs do you use?

Christy has only used the Windows 10 photo editing software. Tristan has used some various photo editing apps

on his phone (Photofox, Enlight, Snapseed). Tysen prefers to leave his photos unedited.

What do you want to learn from the club?

We primarily joined to keep the kids interested (it is great to have an activity other than video games). We are definitely interested in entering more photos in competitions so we would appreciate anything that helps with that. Christy is also interested in editing tips (how much to edit without "cheating").



Bug by Christy

Fox by Tristan



Tiger Eye by Tysen

Member Profile: Bob Crump

What or who brought you to the club?

I found the OCC on a search on the Internet

How did you get interested in photography?

When I was in the Army station in Japan



What kind of photography do you like to do?

Landscape and wild life

What equipment is in your camera bag?

Nikon D300s, Nikon Speedlight SB600, Tamron 18-270mm VC lens, Tamron 200-500mm lens, Tamron SP 10-24mm Wide Angle lens, Tamron AF 17-50 2.8 lens, assorted filters for each of the lenses, lens cleaning supplies, sensor cleaning kit, GIOTTO Rocket blower, SLIK Carbon Fiber tripod w/Manfrotto ball head, Manfrotto mono pod w/swivel head, detachable Nikon GPS, 3 extra batteries, 4 16gb SD memory cards, 2 types of remotes, Ruggard Camera sling bag and a Lowpro Toploader 70 AW Camera bag.

What post processing programs do you use?

Photoshop Element 13

What do you want to learn from the club?

Anything that will help me to improve my photography skills



Photographers Market Their Work – in a Game

by Dan Scavezze

Have you ever seen a person hunched over their smart phone, eyes down, tapping and swiping with fingers and thumbs? What are they doing? Are they conducting big business to keep the wheels of industry turning, writing

the next great American novel, or conversing with long lost friends about the meaning of life? They might just be playing games. And they might also be looking at photographs from members of the Olympia Camera Club. According to industry statistics, roughly 50% of mobile phone users play games on their smart phone. With that in mind, one of our members, Dan Scavezze, set out to create a game that would let smart phone users enjoy the beauty of photography while playing a game. Dan released his game in January, and users of Android phones can now get the Img Reveal™ game from the Google Play store. Img Reveal for iPhones will be released in the next few months.

Img Reveal actually contains two games. In the “Growth and Decay” game, you must tap on one side of the screen to grow a part of the image. As soon as that part of the image has been revealed, decay begins from the other side of the screen, obscuring the image. You must tap the other side of the screen to remove the decay and clear the image. Once the image is completely revealed, you’ve won! In the “Memory” game, you are presented with slices of an image, but in a random order. You must move the slices to the proper positions to reveal the image. After you’ve revealed a few images, you’ll have a thirst for more images, or so Dan hopes. The game ships with 10 starter images, but if you make an in-app purchase you can get a new image every day over the network. This “Image of the Day” service provides a variety of images, from a variety of photographers, including members of the Olympia Camera Club. The list of participating photographers now includes: Cynthia Whelan, Pam Hoaglund, Tammy Mandeville, Dennis Plank, Ron Jones, T. Walton, John Gerech, Rosalind Philips, and Clair Ferris. All of the photographers share in the profits from sales of the Image of the Day service. In addition, if a user falls in love with a photo, he can also pay a higher price and purchase a high resolution version of that particular photo, for personal use. A share of the profits from that sale also goes to the photographer.

It’s too soon to say if Img Reveal will spawn a new generation of photo aficionados, but it is another marketplace. As Dan says, “We’re not expecting to get rich quick from Img Reveal sales. But, that would be nice.”



Olympia Camera Club Business Meeting February 5, 2019 Casa Mia Restaurant, Olympia WA DRAFT

Officers and Members Present

Meredith Rafferty, Bruce Livingston, John Damitio, Tammy Mandeville, John Gerecht, Frank Townsend, Rene Conger, Townsend Walton, Kim Buechel, Rosalind Philips, Linda Pardee, Gene Pardee, Ed Mandeville.

The meeting was called to order by President Meredith Rafferty at 6:30 p.m.

Review Agenda

Meredith Rafferty reviewed the agenda and it was accepted.

January Minutes

John Gerecht moved to approve the minutes of the January Business Meeting. Linda Pardee seconded the motion. MSC Unanimous.

Treasurer's Report

John Damitio reviewed the Treasurer's Monthly Report.

Treasurer's Report February 5, 2019	
January 1 - January 31, 2019	
WSECU Checking	
Starting Balance (1/1/19)	\$1,411.82
DEPOSITS	
Income - 2019 Dues	1991.22
Total Deposits	1991.22
EXPENSES	
Promotional - Website Services	450.00
Technology - Adobe Subscription	10.88
Business Supplies - Postage Traveling Prints	29.19
Association Dues - NWCCC	20.00
Meeting Expenses - Facility Rental (2018)	198.00
Total Expenses	708.07
Ending Balance (1/31/19)	\$2,694.97
WSECU Savings	
Starting Balance (1/1/18)	\$3,391.20
Dividend Interest	0.29
Ending Balance (1/31/18)	\$3,391.49
PayPal Balance	\$ 125.65
Total Balance	\$6,212.11

Membership and Status of Renewals

Meredith Rafferty reported for Colleen Easley that our membership stands at 16 new members, 7 honorary members, 85 members who have renewed for this year, and 67 who have not yet renewed.

Old Business

Insurance and nonprofit status: The ad hoc committee led a discussion on the next steps regarding nonprofit status and insurance. John Gerecht moved that we obtain an insurance policy to cover the club for \$500,000 to \$1,000,000 for General Liability and Directors and Offic-

ers insurance. Frank Townsend seconded the motion. MSC Unanimous.

Budget preparation: Meredith Rafferty highlighted aspects of past budgets and asked Board members for input on preparing a 2019 budget.

President's Report

Meredith Rafferty expressed special appreciation to Pam Hoaglund for her active involvement with the Club, capably planning and presenting at three sessions for the Club last month.

General Meeting Speakers

Bruce Livingston reported that the February speaker will be M. Allen Raphael on underwater photography. He also reviewed arrangements for speakers in the future.

Practical Photography Group

Townsend Walton reported that at the February meeting we will have Rachael Webster presenting the topic of Composition. He also reviewed topics for the future.

Member Sharing Night

Bruce Livingston will lead the sharing and discussion of images.

Digital Imaging

Nothing new to report.

Equipment

Rosalind Philips reported that the Spyder Calibrator has been purchased.

Newsletter

Meredith Rafferty reviewed articles needed for the newsletter.

Webmaster

No report.

NWCCC Liaison & Conference

Frank Townsend reviewed the January Board meeting. The next meeting will be the second Saturday in March hosted by the Seattle Photographic Society.

NWCCC Traveling Prints

Kim Buechel reported that one club has withdrawn from the competition so now there is a total of four clubs, one of which we have already judged.

NPPNW Liaison

Frank Townsend reported that the next conference will be

(Continued on page 16)

(Continued from page 15)

on the first Saturday in April at the Oregon State University in Corvallis.

PSA Representative and Competitions

Meredith Rafferty conveyed Pam Hoaglund's report that we are in 9th place of 26 clubs in our group of the Projected Image Division competition.

Social Committee

Linda Pardee reviewed the success of the Holiday Party.

Thurston County Fair Competition

No report.

Field Trip Coordinator

No report.

Community Liaison

Bruce Livingston reported that club members will be taking photos for the Capital Land Trust's Conservation Breakfast.

Adjournment

Bruce Livingston moved to adjourn the meeting at 8:00 p.m. John Gerecht seconded the motion, MSC Unanimous.

Submitted by Tammy Mandeville, Secretary

Travel & Photography Workshop

March 16, 2019

Marc Weinberg has been an active member in Puget Sound Camera Club for well over 5 years. He will be presenting a Travel and Photography Workshop at Kenmore Camera Club on March 16, 2019. He has done various version of this based on time allowed for PSCC and for the 2017 NWCCC Conference. After 42 years of international travel to 120 counties he has lots of information to offer and the Kenmore event will be a two and a half hour program. Here is the text of the promo and the link to register: <https://www.eventrite.com/e/adventures-of-a-travel-photographer-planning-shooting-for-success-tickets-53184213414>

THE MOUNTAINEERS

2019 Photography Calendar

<https://www.mountaineers.org/blog/photography-committee-2019-calendar>

Feb 2019 Activities

Some of these activities by be good photo ops

February 9, Tacoma ASIA PACIFIC NEW YEAR CELEBRATION

The Asia Pacific Cultural Center focuses on Hawai'i this year at this free family event, which features cultural arts, along with games, performances, food and retail booths. Tacoma Dome Exhibition Hall, (253) 383-3900, www.asiapacificculturalcenter.org

February 15–17, Ellensburg

SPIRIT OF THE WEST COWBOY GATHERING

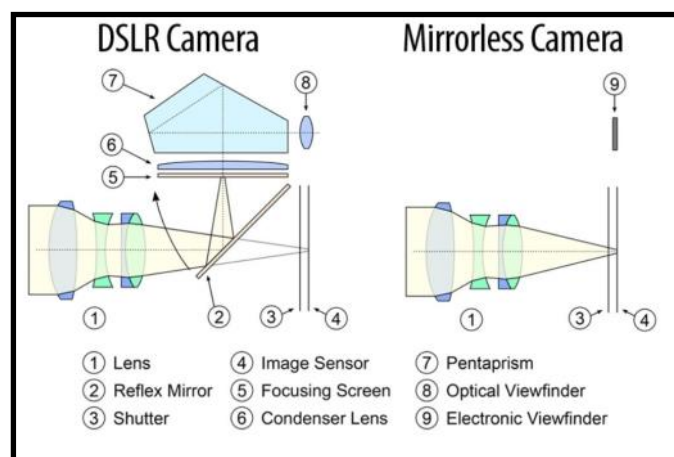
This event brings traditional cowboy musicians, poets and artists together to celebrate the Western life through readings, songs, dance, and a gear and art show. (509) 925-2002, www.ellensburgcowboygathering.com

February 16–18, Ocean Shores


SEABREEZE WALKING FESTIVAL

On your marks! Get set! Stroll! This walking event, hosted by Capitol Volkssport Club, features six American Volkssport Association-sanctioned walks and a bike route. (360) 459-8167. Google Seabreeze Walking Festival to get to the website.

Have you ever wondered how a Mirrorless camera differs from a DSLR?



Member Gallery



Photographic Society of America (PSA)


PSA is a worldwide organization for anyone with an interest in photography. Founded in 1934, the Society is for casual shutterbugs, serious amateurs, and professional photographers.

Individual digital membership is \$45 a year.

Membership offers a wide variety of services and activities:

1. Monthly Journal
2. Online photo galleries
3. Image evaluation
4. Study groups and courses
5. Competitions
6. Annual Conference
7. Discounts on photography-related products/services
8. PSA travel aide

For a complete overview of membership benefits go to www.psa-photo.org



Dates to Remember

2019

5 February Board Meeting
 6 February Koffee Klatch
 11 February Digital Imaging
 12 February Practical Photography
 19 February Member Sharing Night
 20 February Koffee Klatch
 26 February General Meeting

5 March Board Meeting
 6 March Koffee Klatch
 11 March Digital Imaging
 12 March Practical Photography
 19 March Member Sharing Night
 20 March Koffee Klatch
 26 March General Meeting

Sizing Images for Newsletter

Format: jpeg, max quality

Dimension: 1024 pix long side

Please keep images 3MB or less

Please title your image and include your name in title
 Title_Your Name

Please Watermark your image!

All photographs in this newsletter are under copyright protection. They may not be used without permission from the individual photographers.

Please submit articles and photographs to:

newsletter@olympiacameraclub.org

Deadline for articles and images for March newsletter is 7 March at midnight.

February 2019


Olympia Camera Club Monthly Meetings

Business Meeting

Monthly on the First Tuesday of the Month

Wednesday, **February 5, 2019** from 6:30pm to 8:30pm
Open to all. Join us before the meeting at 5:30pm for dinner.

Contact: Meredith Rafferty, President



Practical Photography

Monthly on the Second Tuesday of the Month

Tuesday, **February 12, 2019**

Program: Compositions presented by Rachael Webster

Contact: Townsend Walton, Chair



Member Sharing Night

Monthly on the Third Tuesday of the Month

Tuesday, **February 19, 2019**

Program: Bring images you maybe thinking of entering into a competition or any five misc images to share and get feedback on. Limited to five total images, digital, print or a combination.

Contact: Pam Hoaglund, Chair



General Meeting

Monthly on the Fourth Tuesday of the Month

Tuesday, **February 26, 2019**

Program: Allen Raphael will present a program on underwater photography

Contact: Bruce Livingston, Chair



Koffee Klatch Meet up, Every Other Wednesday Morning from 9am to 11am

Panera's Bakery, 2525 Capitol Mall Drive SW, Westside of Olympia

Open discussion about photography and other topics of interest

Contact: Linda Foss, Chair



Executive Committee

President

Meredith Rafferty

Vice President

Bruce Livingston

Secretary

Tammy Mandeville

Treasurer

John Damitio

Immediate Past President

Scott Wood

Newsletter Editor

Pam Hoaglund

Associate Memberships



NORTHWEST
Council of Camera Clubs



Committee Chairs

Community Liaison

Bruce Livingston

Equipment Custodian

Rosalind Philips

NWCCC Traveling Prints

Kim Buechel

Field Trip Coordinator

Judy Mason

Membership

Colleen Easley

Practical Photography

Townsend Walton

Member Sharing Night

Pam Hoaglund

Newsletter Editor

Pam Hoaglund

PSA Representative

Pam Hoaglund

Thurston County Fair

Colleen and Dale Easley

NPPNW Liaison

Colleen Easley

NWCCC Liaison

Frank Townsend

Scavenger Hunt

Rosalind Philips

Webmaster

Colleen Easley

Social Committee

Linda Pardee

Olympia Camera Club
P.O. Box 13333
Olympia, WA 98508-3333