



Shutterbug Times

Official Newsletter of the Olympia Camera Club

Olympia, WA

Established in 1935

January 2019

www.olympiacameraclub.org

Volume 84, Issue 1

Find us on Facebook: www.facebook.com/groups/OlympiaCameraClub

Happy New Year 2019



In this issue:

President's Corner p. 2
 Editor's Note p. 2
 Monthly Meeting Topics p. 3
 January Field Trip p. 4
 2018 Annual Publishing Party p. 4
 PSA PID Interclub Competition p. 5
 Member Dues p. 5
 Holiday Party Report p. 6
 Frinell Eagle Trip p. 7
 52 Week Challenge p. 8
 Keeping OCC Memories p. 8
 New Member Profile p. 9
 Member Profiles p. 9
 Membership Report p. 10
 Ready for New Year p. 10
 Learning by Borrowing p. 10
 Member Gallery p. 11
 Night Photography p. 12
 Member Gallery Night Images p. 13
 Board Mtg Minutes p. 14 - 15
 Area Events p. 15
 Member Gallery p. 16-17
 PSA p. 18
 Dates to Remember & misc. p. 18
 Upcoming Meetings p. 19
 Executive Committee p. 20
 Committee Contacts p. 20

President's Corner - Meredith Rafferty

As we begin a new year, it's a good time to think about fresh opportunities for your photography. Photography is wonderfully individualistic as you get to choose what aspect you'd like to learn about, the subjects you'd like to photograph, and how you will go about sharing and growing your creativity. You can put as much time into it as you have available and throughout the ebbs and flows of your life, your role as a photographer will always be with you.

We are all familiar with learning through presentations and meetings, and your club arranges quite a few of those. But also remember that we learn and are inspired by just sharing our images and thoughts with other members. There are no set levels of competency to be achieved – as members; we're interested in each other and our individual use of photography. I am endlessly inspired by the photos shared by you all in this newsletter, for example, or on one of our sites, as well as at our meetings. For those of us who cannot make regular meetings, remember those other ways to share with club members and know that we are all interested in your

photography.

Look through this newsletter with a fresh eye about serving your learning and creativity. Treat your inner photographer with a new activity. And continue to share with the club through your membership. The New Year is the time for membership renewals. Our memberships align to the calendar year and our 2019 dues are due now. The annual dues of \$25 per individual or \$45 per couple provide for Club equipment such as the projector, for example, and other support of the many ways we share and learn with each other. Click into the Club's website to renew through PayPal or renew by mail – see the article inside for details. Thank you to each and every one of you for your continued support of the Olympia Camera Club. I wish you a creative and enthusiastic 2019!



Meredith

Editor's Note:

Please consider contributing articles and images to the newsletter. We have so many talented photographers in the club and we are all about education. The newsletter is a great forum to share your tips and tricks, travels, photo techniques, etc. Send submissions anytime during the month to: newsletter@olympiacameraclub.org.

Please Note:

Olympia Camera Club naming convention. Please name all photo files with Title_first name (space) last name.jpg. Files should not be longer than 1024 on the longest side. Add photo as an attachment to your email. Do not imbed it into the email. This will help maintain the file name integrity. If you send images from a MAC please use an email service such as gmail, yahoo, comcast, etc. The MAC email program strips the file name from your image when I receive it on a PC.

Pam Hoaglund, Editor

Monthly Meetings

All meetings are held at

Capital High School, Pod A
2707 Conger Ave NW
Olympia, WA 98502

Practical Photography January 8, 2019 7-9 pm

January 8th brings us together again for another great session in Practical Photography. In August we asked club members to fill out a survey to let us know the topics they would like to learn about in our Practical Photography sessions. An area that received a high percentage point of interest was learning how to prepare images for competition and learning how to critique photographs to improve their composition and technical quality. These topics will be addressed by this month's presenters, John Gerech, Pam Hoaglund and Rosalind Philips. All three have won recognition with their photographs when entering them in competitions. We will discuss how to determine which image in your vast inventory of images is most worthy of competition, a brief discussion on composition (please note that a special session just on composition will be done in February), how a Judge determines what constitutes a ribbon-awarding image, and what is the best way to present the image, discussing best size, mounting and businesses that provide photograph mounting services. Each speaker will talk about their experience entering images into competition and show some of their award-winning photographs.

All members are encouraged to ask questions and provide input as to their own experiences when entering competitions. I'm looking forward to seeing you.

Townsend Walton. Coorcinator

Member Sharing Night January 15, 2019 7-9 pm

We have some catching up to do for member sharing. Our member sharing meeting in December would have been on Street Photography, but that was the night of our Holiday Party. So in January, we will double up with images of Street Photography and HDR images to catch up with our prior Practical Photography subjects. You may bring a combination of Street images and HDR images for a total of five images, or five Street images, or five HDR images. You may also share print images but whatever combination you choose the limit is five images. Please size your digital images to 1024 on the long side. Be prepared to tell us a little about your image.

Pam Hoaglund, Coordinator

General Meeting January, 22, 2019 7-9 pm

This month's General Meeting presentation is just in time for those dark rainy winter days. If you're looking for motivation to continue to photograph - yet stay dry inside, you don't want to miss this month's presentation by Pam Hoaglund on "Smoke Photography". Pam will cover everything you need to know to get into "smoke therapy", including equipment, set up (including flash), camera settings/flash settings, and how she post-processes her images in Photoshop Elements. And I know Pam will also put in a plug for challenging yourself with new techniques such as a Word of the Week challenge, because it was that WOW topic "smoke" that got Pam to research how to do smoke photography.

Bruce Livingston, Coordinator

Upcoming Field Trip

by Judy Mason

Updated Information for the Saturday January 12 and Sunday January 13, 2019 Skagit Valley/Skagit River Winter Bird and Scenery Trip.

Individuals and small groups may choose their own agenda from the extensive self-guided tour. Directions are now available to members under Field Trip Notes on the Olympia Camera Club website. Be advised that if the federal government is still closed on January 12th and 13th, some of the sites listed there could be closed. **We are planning to meet up for dinner at 5:30pm on Saturday evening at the Mondo Restaurant in Marblemount.**

Car pooling arrangements may be made privately between members. Because of the distance involved you may want to stay overnight. There are motels in Burlington off of I-5. Some members have stayed previously at the Totem Trail Motel at <http://www.totemtrail.com> and at the Grace Haven Cabins <https://sites.google.com/site/gracehavenllc>.

If you choose to ride in a jet sled or drift boat, we suggest you make reservations soon at Skagit River Eagle Tours, ph 1-888-675-2448 or visit <https://www.skagiteagles.com>. The boat photo tours cost \$95 for the jet sled and \$75 for the drift boat.




2018 Annual Publishing Party

by Frank Townsend

If you are one of the club members who signed up for the 2018 Annual, don't forget to make 22 copies of your image and bring them to the Publishing Party on January 26 at noon at the Friendly Village Community Center, 1111 Archwood Drive, Olympia. This is party time! Each participant brings their favorite snack, providing us with a "finger food" lunch and an excellent opportunity to become acquainted with other members. In the event you are unable to attend, you may deliver your prints to Frank before the 26th or send them with another member. Also, please provide the name of the person who will be present as your substitute to assemble your Annual for you.

Note: Because we permanently assemble the Annual, all books must contain their complete contents at the party. It is difficult to add or exchange images with those already included in the binder, so a fully completed Annual, ready for binding is our goal! Please assure that your prints are at the publishing party, ready for assembly on or before the assembly date.

Friendly Village (Archwood Dr) is near Capital Mall, follow Cooper Point Rd and turn left onto Capital Mall Drive then take the second left onto Archwood Drive, the club house is a couple of blocks on the right.



PSA PID (Projected Image Division) Interclub Competition

by Pam Hoaglund

On January 8 at the Practical Photography meeting I will have the signup sheet for the March 1 competition. It will be first come first served for signup so don't miss the meeting if you want to enter the competition. Six photographers are needed for each competition. If you entered an image in the November 2018 or January 2019 competition you can't enter again in this competition year.

Deadline to have images to me for the March competition will be February 10, 2019

It is exciting to see the interest so far and we look forward to your wonderful image for the March or May entries! Here's some more information:

You must be an OCC member to participate but do not have to be an individual member of PSA.

1. Images are to be digital only. Film images can be scanned into digital.
2. Photographic work must be the maker's; no commercial clip art is allowed.
3. Category is General. Content is "open" and may include creative images, with all forms of manipulation permitted.

4. Color or Monochrome. Monochrome images are those that give the impression of black and white, or black and white plus one fully toned color.
5. All submitted images are judged together and are not separated by Color or Monochrome.
6. Image Release Form: signed by participating members. It guarantees the images are:
 - Their own work
 - They have the necessary model and or property release if ever needed
 - They give PSA permission to display their images on the PID Interclub website
 - They understand they alone hold all copyrights
7. Image Size:
 - > Horizontal images will be no more than 1024 pixels wide or 768 pixels tall.
 - > Vertical images will be no more than 768 pixels tall.
 - > JPEG format only, with no file size restrictions.
 - > sRGB color space is recommended
 - Suggested file name:
 - title of image_photographer name.
 - > DO NOT put a watermark on the image.

If you have any questions please speak to me at a meeting or email me at pamhoag46@gmail.com.

Membership Dues

by Colleen Easley

It's that time of year that we ask members to renew their Olympia Camera Club memberships. Dues remain a bargain at just \$25 per individual and \$45 per couple. We also offer a student rate of just \$20. There are three ways you can pay your dues.

Give your dues to our Treasurer (or any other officer) at any of our January meetings.

Mail your check to Olympia Camera Club - PO Box 13333, Olympia, WA 98508

Use the PayPal link on the Membership page of the club's website.

Note: dues are slightly higher when paid via PayPal in order to cover our PayPal fees

We encourage your renewal as soon as possible so we can generate a reasonably accurate budget for 2019. In order to maintain your membership status and access to the website Member's Only Area, your dues are payable by January 31, 2019.

PS Congratulations to T. Walton - he was the first one to pay his 2019 dues this year. Yippee!



Holiday Party Report

by Pam Hoaglund

On December 18, OCC members gathered at the Black Lake Grange to feast on turkey, ham and a delicious array of salads, side dishes, rolls, and desserts brought by members to share. After dinner and socializing, we all gathered around in a semi-circle to begin the gift exchange (OCC style). Several images were passed or rather stolen the maximum three times. A good time was had by all who attended. We missed seeing many of you at the party and hope you will put it on your calendar in December 2019.

Images courtesy of Colleen Easley, Meredith Rafferty & Pam Hoaglund



David and Karen Frinell's Trip to Photograph the Eagles

Skagit River (Howard Miller Steelhead Park) Eagle Photography Trip on Saturday, December 8, 2018
Swan and Snow Geese Photography Trip on Fir Island (Stanwood, WA) on Sunday, December 9, 2018.

For this trip, we joined the Skagit River Guide Service, in a jet sled, to photograph eagles starting Saturday at 8:30am. Sunday afternoon we toured Fir Island, in our car, to photograph swans and snow geese flying about the farms in the area. I have attached a series of pictures we took during the trip. The cameras we used were a Sony A6000 with the "55-210mm kit lens with 2x optical zoom, and a Nikon Coolpix A900 with built-in 4.3x151mm lens with 35x optical zoom. I believe this trip provides everyone the opportunity, using armature cameras, to take great photos of wildlife in the area.

Cheers, have fun and dress warm!



Fifty Two Week Challenge

by Colleen Easley

The Olympia Camera Club has hosted a 52 Week Challenge over the past three years, but for 2019, we have decided to take a break from the tradition. Part of this decision has to do with the new limitations imposed by Flickr and some is based on lack of participation in past years. However, we realize there are some of you who would like to continue the tradition, so we encourage you to explore the World Wide Web for other opportunities for weekly or daily challenges. To get you started here are a couple of sites you might want to consider joining.

<https://52frames.com>

<https://dogwood.photography/52weekchallenge>

<https://chatbooks.com/52-week-photo-challenge/>

<https://www.thephotographus.com/2019-photography-challenge-52-photography-techniques-to-try-out/>

<https://365project.org>



Keeping the Memories of Club Activities

by Colleen Easley

Over the years we take many beautiful images of places we visit, but we also take some photos of each other enjoying club activities. Field trips, potlucks, the Thurston County Fair, and other activities usually result in images of our fellow club members, but often those images are hid away on our personal computers and lost to other club members. As a way of recording our history, we try to capture some of those images in a Flickr group called OCC Activities. <https://www.flickr.com/groups/occ-activities/pool/>

As your webmaster, I'm asking you to try to remember to include photos you take of other members in this group. Please join the group now so it will be available the next time you come home with images of your fellow camera club members. If Flickr storage space is an issue, you can send the images to me and I'll post them on the Olympia Camera Club Flickr account and place them in the group. If you do that, you should watermark them so others will know who took them. To get your images to me, you can email them to: webmaster@olympiacameraclub.org or you can use the OCC Member Sharing DropBox folder labeled OCC Activities Flickr Group. Just be sure to put them into their own folder labeled with your name and then email me to alert me of your contribution.



New Member Profile: Julie Alonso

What or who brought you to the club?

I learned about the camera club at the fair - entered my first ever photo contest and really enjoyed the experience. So my husband David bought me the membership for our anniversary in August.



How did you get interested in photography?

For as long as I can remember I've enjoyed taking photos. I think I really found a love for it while living in Italy. We traveled all over Europe and I found myself always looking for interesting angles and unique shots while others just snapped and moved along. Then came the age of digital photography. I was reluctant at first but some found it was an easy way to document my children's growth and share with family. In 2012 my husband bought me my first really nice digital camera (Canon) and since then he has pushed me more and more to take what I love and make it more.

What kind of photography do you like to do?

I always thought of myself as a landscape or travel photographer, but have learned in the last two years or so that I have a gift and love for portrait photography - especially dance still life. I love capturing the amazing talent of dancers and sweet moments between families. It really makes me feel good when people tell me how much fun they have doing their photo session.

What equipment is in your camera bag?

I currently use a Canon 80D. I'm working on expanding my lens collection but generally use my 50mm for portraits.

What post processing programs do you use?

I use Lightroom and occasionally Photoshop.

What do you want to learn from the club?

Tips and tricks. Attending meetings pushes me to make the time for learning and trying new things. Just since my first meeting in September I've already learned to create panorama images, Lightroom tricks, and some features of my new camera. I can't wait to learn more!



Member Profile: John McClung

What or who brought you to the club?

Stumbled on the club's website, I think.

How did you get interested in photography?

Both my grandfathers had nice cameras, one an Argus C3, the other a later Yashica rangefinder. I caught the bug early! Got into photojournalism in high school, bought a Canon T.



What kind of photography do you like to do?

I like to shoot most everything. Lately live jazz bands at night club Rhythm & Rye in downtown Olympia. Also flowers, cats, grandkids. I'm turning to portraiture and macro in the near future.

What equipment is in your camera bag?

I have a Canon 50D and 6D, three Canon L lenses; 14-40 f/4; 24-70 f/2.8; 70-200 f/2.8; 50mm 5/1.8; various lens filters; 580-EXII flash unit.

What post processing programs do you use?

I mostly use Lightroom Classic, a little bit of Photoshop CS, both on my MacBook Pro.

What do you want to learn from the club?

I've learned a lot from demos, lectures, and presentations. Hoping to learn more and get together with someone using the new Canon EOS-R mirrorless system, see what that's all about.



Membership Report

by Colleen Easley

We currently have 168 names in our database. However, 129 members have not yet renewed their dues for 2019. Please send your dues in by the end of January in order to remain on our membership rolls. We have added 7 new members over the past month. Please welcome:

Clara Church
Ami Ferrer
Patrick McGrath
Eric Olsen
Adda Quinn
Carol Rutledge
Stu Smith



Welcome!
We are glad you are here!

Getting Your Photography Ready for the New Year

by Rosalind Philips

Happy New Year everyone. There are a few things that you should consider doing to get yourself ready for 2019 photography.

1. Check the date and time on your camera. Most cameras turn over to the New Year and daylight savings time automatically, but it is good idea to check.
2. Check that your copyright year in the metadata of Lightroom or whatever processing program you use is correct. I forgot to do this when I processed my first pictures of 2019, so I now I need to go back and correct the metadata.
3. Do spring cleaning on your equipment. I always go through my camera bag and make sure that all my equipment is there and that it is clean. I especially clean the outside body of my camera. I also take this as an opportunity to lighten my camera bag by removing those things that are nice to have but I never use. I also tighten all the screws and bolts on my tripod.

Happy shooting in 2019!

Learning by Borrowing

by Susan Bradley

I went to Arizona in October to check on my mom. Thinking I would be too busy with Mom to go out and explore the area I decided to not bring my camera, but then I found myself with a free day and no camera. Luckily my friends let me borrow their camera, but their camera was a Nikon and I shoot Canon. I spent the night reading the manual and taking pics of the bedroom as I tried to figure out the camera.

The next day I went to the Desert Botanical Garden in Phoenix. The buttons on the Nikon are in different spots from my Canon so I kept switching the wrong thing. The frustration of using the camera caused me to slow down and think about each photo. I thought about if I really wanted to take that image and how did I want the image to look. Although I struggled with the camera settings throughout the day, I enjoyed the gardens very much. My favorite image is a flower bathed in light from a colored glass sculpture. If you ever get the chance you should go and plan to spend the whole day.

Once I got home and viewed the images on my computer, I noticed that the Nikon seemed to do much better in low light than my camera. I reviewed the specs for both cameras and although they are not identical, they are close. I have fought to get good images in low light in the past and thought the problem was my camera. But now I wondered if it was something else. I mentioned this on the club's Facebook page and quickly had many responses that helped me to understand that it was the lens I was using. The widest my lens could go was to f4.5 whereas the Nikon lens could go to f3.5.

So, what did I learn by borrowing a different brand of camera? I learned more about the difference between f3.5 and f4.5. I understood a smaller number meant that less of the entire image would be in focus and that more light would get in to the sensor. But I learned that if you are not on top of what you are taking a photo of the smaller number shouldn't affect the results as much as I had thought. I learned if it's not something that might run away, to slow down and think about what I want from this photo. I also learned that this group is very supportive and patient with people like me who race ahead and miss some of the finer details we should have learned at the beginning.

Member Gallery



Night Photography

by Rosalind Philips


Lately, there has been a lot of beautiful night photography on the OCC Facebook Group and so I think that an article on night photography is in order. The October article on long exposure photography also applies. Winter is my favorite time of year for doing night photography because it gets dark early; no waiting until midnight.

The most important piece of equipment for night photography is your tripod. A good sturdy tripod is essential so that your camera is rock steady. Another piece of essential equipment is a remote release so that the camera does not shake when you press the shutter button. If you do not have a remote release, use your 2-second timer. Know your camera controls. It is really frustrating to have to hunt around for buttons and dials in the dark. Be careful in turning on your flashlight to look at the controls so that you don't introduce stray light into someone else's photograph. I generally set up my camera before I leave home or before I get out of the car. I set the ISO to 100, the aperture to f/8 and the shutter speed to 10 sec as a starting place if I am doing light trails or landscapes. If I want star bursts, then I set the aperture to f/16 or f/22. If I am shooting the night sky, then I set the ISO to 3200, the aperture as wide as it will go, hopefully at f/2.8 and the shutter speed somewhere between 15 sec and 30 sec.


There are lots of places around Olympia to do night photography. My favorites are the Capitol Campus and Percival Landing. Other places are the 4th Ave Bridge (great for light trails), the fountain on 4th Ave, and the overpass that crosses Capitol Blvd, the Port of Olympia, and West Bay Drive. Other places to go are the Foss Waterway and the Museum of Glass in Tacoma, and Alki Beach and the waterfront in Seattle. Bridges make for good photographs also.

A technique I like to do at night is blurs. I use a zoom lens and turn the ring so that the lens zooms in and out. I also take the camera off the tripod and move the camera in circles, right and left to make interesting patterns.

Night photography is lots of fun. I hope you do some over the winter and share your results in the Facebook Group. Also, please share your favorite night time locations.



Member Gallery of Night Images



Olympia Camera Club Business Meeting Draft January 2, 2019 Casa Mia Restaurant, Olympia WA

Officers and Members Present

Meredith Rafferty, John Damitio, Tammy Mandeville, Pam Hoaglund, Frank Townsend, Rosalind Philips, Judy Mason, Dale Easley, Colleen Easley, Townsend Walton, John Gerech, Kim Buechel, and Ed Mandeville.

The meeting was called to order by President Meredith Rafferty at 6:30 p.m.

Review Agenda

Meredith Rafferty reviewed the agenda and it was accepted.

December 2018 Minutes

Colleen Easley moved to approve the minutes of the December 2018 Business Meeting. Judy Mason seconded the motion. MSC Unanimous.

Treasurer's Report

John Damitio reviewed the Treasurer's Monthly Report.

Treasurer's Report January 8, 2019	
December 1 - December 31, 2018	
WSECU Checking	
Starting Balance (12/1/18)	\$1,504.87
DEPOSITS	
Income - 2019 Dues	25.00
Total Deposits	25.00
EXPENSES	
Technology - Adobe Subscription	10.88
Meeting Expenses - Holiday Party	50.00
Meeting Expenses - Holiday Party	57.17
Total Expenses	118.05
Ending Balance (12/31/18)	\$1,411.82
WSECU Savings	
Starting Balance (12/1/18)	\$3,390.91
Dividend Interest	0.29
Ending Balance (12/31/18)	\$3,391.20
PayPal Balance	353.96
Cash and Checks for Deposit	315.00
Total Balance	\$5,471.98

Membership Report

Colleen Easley reported eight new members this past month for a total of 168 members.

President's Report

Meredith Rafferty commented on OCC's activities, the budget, organizational status and insurance, and welcomed all ideas moving forward.

General Meeting Speakers

Pam Hoaglund reported that she will be January's speaker, with a presentation on photographing smoke.

Practical Photography Group

Townsend Walton reported that at January's meeting the subject will be images for competition and how to present them. He also reviewed arrangements for speakers in the future.

Member Sharing Night

Pam Hoaglund reported that January's topics will be sharing HDR and street photography photos.

Digital Imaging

Nothing new to report.

Equipment

Rosalind Philips reported on the Spyder5Elite display calibration system for the club's projector. Rosalind made a motion to authorize \$300 to purchase the Spyder5Elite. Tammy Mandeville seconded the motion. MSC Unanimous.

Newsletter

Pam Hoaglund reviewed the articles needed for the newsletter.

Webmaster

Colleen Easley reported that the PSA Website Competition opens this month. Colleen discussed submitting the OCC website for the competition.

NWCCC Liaison & Conference

Frank Townsend reported that the next meeting will be in Shoreline, Saturday January 12 at 10am.

NWCCC Traveling Prints

Kim Buechel reported that judging has begun and we are waiting for our first prints to arrive.

NPPNW Liaison

Colleen Easley reported that the NPPNW spring conference will be held at Chemeketa Community College in Salem, Oregon on April 6.

PSA Representative

Pam Hoaglund reported that the November and January PID Interclub competition images have been submitted. The March signup sheet will be at the next meeting.

Social Committee

No report.

Thurston County Fair Competition

Nothing new to report.

(Continued from page 14)

Field Trip Coordinator

Judy Mason reviewed the upcoming Skagit River opportunity.

Old Business

Meredith Rafferty announced that Bruce Livingston is appointed as the Community Liaison for the balance of the club's season.

Colleen Easley led a discussion on suspending the club's unique 52 Week Challenge (Word of the Week) in lieu of members being able to participate in other similar, outside photo challenges.

Meredith Rafferty led a discussion on club insurance. A committee was identified to look into non-profit status and incorporation.

Colleen Easley led a discussion about impacts of recent changes to Flickr and possible consideration of Smug-Mug. No move is planned at this time.

Adjournment

Frank Townsend moved to adjourn the meeting at 8:00 p.m. Dale Easley seconded the motion. MSC Unanimous.

Submitted by Tammy Mandeville, Secretary

Area Events

Submitted by Linda Foss

January 5–27, Concrete, Rockport, Marblemount

SKAGIT EAGLE FESTIVAL

Weekend tours, walks and educational programs enhance opportunities to view bald eagles wintering along the Skagit River. (360) 853-8784, www.skagiteaglefestival.com

January 18–27, Chelan and Manson

LAKE CHELAN WINTERFEST

Chelan transforms into a winter wonderland for two weekends, with an outdoor ice-sculpture gallery, horse-carriage rides through downtown, live music, wine and ale tastings, an ice slide, an ice bar and more. (509) 682-3503, www.lakechelanwinterfest.com

January 19, 2019 Elma

ELMA WINTER WINE FESTIVAL

More than 20 wineries will be represented, with a beer garden, entertainment, vendors and food adding to the fun. Be sure to designate a driver. Grays Harbor County Fair & Events Center, (360) 482-3055, www.elmachamber.org

January 19, Conconully

OUTHOUSE RACES

In one of the state's quirkiest races, contestants push wooden outhouses on skis down a snow-covered Main Street. (509) 826-9050, www.conconully.com

January 19–20, Leavenworth

BAVARIAN ICE FEST

The post-holiday celebration in downtown Leavenworth includes the popular Smooshing contest—in which teams of four strap their feet to long boards and race down Front Street in tandem—and other fun. (509) 548-5807, www.leavenworth.org

January 19–21, Seattle

RAILROAD WEEKEND

The whole family can marvel at dozens of model railroad layouts and enjoy train-themed hands-on activities and crafts at this 45th annual celebration of all things railroad. Pacific Science Center, (206) 443-2001, www.pacificsciencecenter.org

Travel & Photography Workshop

March 16, 2019

Marc Weinberg has been an active member in Puget Sound Camera Club for well over 5 years. He will be presenting a Travel and Photography Workshop at Kenmore Camera Club on March 16, 2019. He has done various version of this based on time allowed for PSCC and for the 2017 NWCCC Conference. After 42 years of international travel to 120 counties he has lots of information to offer and the Kenmore event will be a two and a half hour program. Here is the text of the promo and the link to register: <https://www.eventrite.com/e/adventures-of-a-travel-photographer-planning-shooting-for-success-tickets-53184213414>

THE MOUNTAINEERS


2019 PHOTOGRAPHY CALENDAR

<https://www.mountaineers.org/blog/photography-committee-2019-calendar>

Member Gallery



Member Gallery



Photographic Society of America (PSA)


PSA is a worldwide organization for anyone with an interest in photography. Founded in 1934, the Society is for casual shutterbugs, serious amateurs, and professional photographers.

Individual digital membership is \$45 a year.

Membership offers a wide variety of services and activities:

1. Monthly Journal
2. Online photo galleries
3. Image evaluation
4. Study groups and courses
5. Competitions
6. Annual Conference
7. Discounts on photography-related products/services
8. PSA travel aide

For a complete overview of membership benefits go to www.psa-photo.org



Dates to Remember

2019

8 January Practical Photography
 9 January Koffee Klatch
 14 January Digital Imaging
 15 January Member Sharing Night
 22 January General Meeting
 23 January Koffee Klatch

5 February Board Meeting
 6 February Koffee Klatch
 11 February digital Imaging
 12 February Practical Photography
 19 February Member Sharing Night
 20 February Koffee Klatch
 26 February General Meeting

Sizing Images for Newsletter

Format: jpeg, max quality

Dimension: 1024 pix long side

Please keep images 3MB or less

Please title your image and include your name in title

Title_Your Name

Please Watermark your image!

All photographs in this newsletter are under copyright protection. They may not be used without permission from the individual photographers.

Please submit articles and photographs to:

newsletter@olympiacameraclub.org

Deadline for articles and images for February newsletter is 7 February at midnight.

January 2019


Olympia Camera Club Monthly Meetings

Business Meeting

Monthly on the First Tuesday of the Month

Wednesday, February 5, 2019 from 6:30pm to 8:30pm
Open to all. Join us before the meeting at 5:30pm for dinner.

Contact: Meredith Rafferty, President



Practical Photography

Monthly on the Second Tuesday of the Month

Tuesday, January 8, 2019

Program: How to select and prepare images for competition. Presented by John Gerecht, Rosalind Philips, & Pam Hoaglund

Contact: Townsend Walton, Chair



Member Sharing Night

Monthly on the Third Tuesday of the Month

Tuesday, January 15, 2019

Program: This will be Street Photography and HDR image sharing night.

Contact: Pam Hoaglund, Chair



General Meeting

Monthly on the Fourth Tuesday of the Month

Tuesday, January 22, 2019

Program: Pam Hoaglund will present a program on Smoke photography.

Contact: Bruce Livingston, Chair



Koffee Klatch Meet up, Every Other Wednesday Morning from 9am to 11am

Panera's Bakery, 2525 Capitol Mall Drive SW, Westside of Olympia

Open discussion about photography and other topics of interest

Contact: Linda Foss, Chair



Executive Committee

President

Meredith Rafferty

Vice President

Bruce Livingston

Secretary

Tammy Mandeville

Treasurer

John Damitio

Immediate Past President

Scott Wood

Newsletter Editor

Pam Hoaglund

Associate Memberships



NORTHWEST
Council of Camera Clubs



Committee Chairs

Community Liaison

Bruce Livingston

Equipment Custodian

Rosalind Philips

NWCCC Traveling Prints

Kim Buechel

Field Trip Coordinator

Judy Mason

Membership

Colleen Easley

NPPNW Liaison

Colleen Easley

Practical Photography

Townsend Walton

Newsletter Editor

Pam Hoaglund

PSA Representative

Pam Hoaglund

Thurston County Fair

Colleen and Dale Easley

Digital Imaging Group

John Gerecht

Member Sharing Night

Pam Hoaglund

NWCCC Liaison

Frank Townsend

Scavenger Hunt

Rosalind Philips

Webmaster

Colleen Easley

Social Committee

Linda Pardee

Olympia Camera Club
P.O. Box 13333
Olympia, WA 98508-3333