



Shutterbug Times

Official Newsletter of the Olympia Camera Club

Olympia, WA

Established in 1935

January 2020

www.olympiacameraclub.org

Volume 85, Issue 1

Find us on Facebook: www.facebook.com/groups/OlympiaCameraClub

Happy New Year



Benjamin Robinson
PHOTOGRAPHY

In this issue:

President's Corner p. 2
Editor's Note p. 2
Monthly Meeting Topics p. 3
Holiday Party Report p. 4
Capitol Field Trip Report p. 5
Tacoma Solstice Walk Report p. 5
Seed Photography Field Trip p. 6
Membership Dues p. 7
Membership Report p. 7
Directory Update p. 7
Are You in a Rut? P. 7
Lynda.com p. 8
Small Group Field Trip p. 8
Future Field Trips Planned p. 9
Photo Fun Events p. 9 - 10
ON1 for Newbies p. 10 - 11
Member Galleries p. 12 - 15
Board Mtg Minutes p. 16 - 17
Photo Quote p. 17
PSA p. 18
Dates to Remember p. 18
How to Submit to Newsletter p. 18
Upcoming Meetings p. 19
Executive Committee p. 20
Committee Contacts p. 20

President's Corner -

WELCOME TO 2020!! And welcome to a new "Decade"!! I hope you all had a wonderful Holiday. With the New Year now here, I want to remind everyone that it is time to renew your membership for 2020 if you haven't done so yet. Keeping your membership active has great benefits, and provides you with access to many "Member Only" events.

January 19 at noon is the day for Members to assemble and publish the Club's "Annual" at the Friendly Village Community Center. If you have signed up to participate, remember to bring 21 - 8 ½ X 11 pages/images to the party along with a finger food item to share. This is such a fun event for members, and I'm looking forward to seeing all the great images you have to share.

What "Photography" New Year Resolutions have you made? I'll share mine with you. My resolution this year is to improve my BIF (birds in flight) images



so that focus, composition and "action" make the images "pop". If you have photography related resolutions and care to share them, I'd definitely like to hear them.

I'm looking forward to all the fun activities the Club has planned this year and I hope to see you participating as well!!

So.....take some time to.....

Get out and shoot!!

Bruce Livingston

Editor's Note:**Newsletter Images**

I am so thankful for all the club members who are so willing to submit their images to the newsletter each month. The images represent club field trips, club activities like the annual banquet and holiday party and other images show where members are exploring the world around us.

When you submit your images I need you to title the image and put a watermark on the image. You ask why I have to do that. First, your watermark identifies that the image is yours and lets club members know who the photographer is. Second, titles are important for several reasons. Titles tell what the subject is, where it was taken or give a creative flare. The images that I put in the newsletter are also sent to Colleen Easley, our website manager, and she is using them on our website. The title format requested is: Image title_your name, for example: Red-tailed hawk_Pam Hoaglund. Please, please, please title your images.

Please consider sharing articles and images through the monthly newsletter. Send all submissions to: newsletter@olympiacameraclub.org.



Pam Hoaglund, Editor

Monthly Meetings

All meetings are held at

Capital High School, Pod A
2707 Conger Ave NW
Olympia, WA 98502

Practical Photography January 14, 2020 7-9 pm

This month's topic will be flash photography. Bruce Livingston will lead this discussion and cover both manual and TTL flash. There will be a PowerPoint presentation and then Bruce will demonstrate how to photograph using both manual and TTL flash. This presentation is applicable to any situation where flash will add an appropriate amount of light to a scene.

As none of us have seen the sun in a while I think this will be a good topic for January. Hope everyone had fun over the holidays and got some good stuff. See you there.

Ed Tromble, Coordinator

Member Sharing Night January 21, 2020 7-9 pm



For January's Member Sharing the focus will be on holiday photography. If you did the December Scavenger Hunt please bring your four favorite images from the list. If you didn't do the Scavenger Hunt please bring any four images with a holiday theme or any images taken during December. Limit is four images, digital or print or a combination of digital and print. Size your digital images to 1024-2048 pixels on the long side, jpeg only. Place the images in a folder with your name on the folder. Use a jump drive/thumb drive to bring your images to the meeting.

Pam Hoaglund, Coordinator

General Meeting January 28, 2020 7-9 pm

On Tuesday, January 28 at 7:00 PM, club member Jerry Sarmento will be our presenter. Jerry Sarmento is a retired research scientist and hobbyist nature photographer whose primary interest is large wildlife. After visiting Alaska for the first time in 2010, Jerry and his wife Amy couldn't wait to get back and continue exploring. They have been back several times and always spend time in Denali National Park and Kenai Fjords National Park. Since Amy has an aversion to being within feet of large bears, Jerry has twice visited Lake Clark National Park on his own, to photograph the grizzly bears that roam the Cook Inlet coastline. He will share photos from all of their Alaskan Adventures.

Jerry's presentation will be a great start to the New Year for our membership meetings. Looking forward to seeing all of you on the evening of January 28.

Townsend Walton, Coordinator

Annual Holiday Party Report

by Pam Hoaglund

On December 17, 50 OCC members and family celebrated the holiday season with a delicious potluck and gift exchange at the Black Lake Grange. No one went hungry with the array of wonderful dishes brought by attendees. From appetizers, to roast turkey and baked ham, dressing, rolls, vegetable dishes, casseroles and a table of desserts. After dinner and socializing the gift exchange started. The gifts were member's images they had brought ready to display and wrapped. Everyone that brought a gift had a number and as their number was drawn they could either select a gift to unwrap or steal a gift already opened by someone else. A gift (image) could only be stolen twice and then it was frozen to whoever had it. Four or five images were stolen the maximum amount. Everyone had a great time and took home some memories. A big thank you to Linda Pardee, Social Chair, and all those who helped set up and cleanup.



Capitol Christmas Tree and Night Photography Field Trip Report

by Cynthia Whelan


On Friday, December 13, a dozen OCC members met in the Capitol Rotunda and photographed the Capitol Christmas tree. When we got there, it was still light but we hung out for some interesting night photos of Capitol Lake and the downtown lights as viewed from the Law Enforcement Memorial. Everyone dressed warm and brought their tripod and wide-angle lens and worked on taking long exposures. Some also practiced taking multiple exposures and stitched them into a panorama. The Law Enforcement Memorial is easy to access anytime and is a great place to practice night photography.



Tacoma Solstice Walk Report

by Pam Hoaglund

Due to three days of rain our solstice walk was moved from December 21 to December 22 because the weather report was for no rain on the 22nd. Ten members joined me at the WA History Museum to begin our walk across the Museum of Glass Bridge and down to the Thea Foss Waterway. And wouldn't you know it started to rain. It wasn't a hard rain but steady. I lost six members to the weather but five of us soldiered on and got some nice car trails from the bridge, reflecting lights on the waterway and on the wet street.



More images in the Member Galleries

**Center for Natural Lands Management Seed
Photography Field Trip
Saturday, January 25, 2020
9:30am to 3:00pm**
Leader Dennis Plank

Join us Saturday, January 25th for a day of Macro/micro photography using native plant seeds as our subjects. We'll be meeting at CNLM's Shotwell's Landing Native Plant Nursery located 1.8 miles south of the town of Littlerock on Littlerock road. If you're traveling south, you'll see the raised beds and greenhouses on the right and the entrance is at the south end of the complex. We'll show you where to park. Northbound, you'll see a greenhouse on your left and the entrance is just before it. If you get to the Capitol City Rifle and Pistol Club sign, you've gone too far. The address is: **14447 Littlerock Rd., Rochester, WA 98579** and it works properly in Google maps.

We will get **started at 9:30**. I'll kick the last stragglers out **no later than 3:00**. If you want to spend the whole day, bring a lunch and definitely bring something to drink.

Note that we will be working in a side room of an active seed cleaning facility. There is likely to be dust in the air. Also, bathroom facilities consist of a single portapotty.

You'll want to bring a macro lens or macro auxiliary lenses and/or extension tubes, an external flash with a cable if you have it, extra batteries, a blank memory card (CF or SD) and possibly a USB drive. While some seeds, like the *Marah oreganus* (Oregon manroot) are large ($\frac{1}{2}$ inch diameter), most are quite small and some are tiny (one dedicated volunteer counted 1200 *Castilleja levisecta* (Golden Paintbrush) seeds in $\frac{1}{8}$ teaspoon), so I will be bringing a dissection microscope with a Canon camera converter and I have a Canon to Sony adapter. People with those makes can use their cameras with my microscope. Others can use my camera and put their cards in it - it accepts SD and CF. CNLM is also providing a microscope with a camera, but I suspect it's built-in and displays directly on a computer-hence the USB drive (I haven't used it yet, but I'll have an update at the Practical Photography meeting on that). A tripod that lets you shoot straight down is also helpful. Some of the seeds have a shiny outer coating, so a polarizer might help as well.

The photographs included here were taken 15 years ago, well before I knew about focus stacking, so I'm hoping to improve on them markedly in this session and I look forward to exploring this kind of photography with all of you.



Time to Pay Your Dues

by Colleen Easley

In December the board finalized a budget for 2020 based on the belief that most of you would renew your memberships for 2020. As of the January board meeting we have received dues from only 29 of our 2019 members. We have a ways to go to meet our financial obligations for 2020, but we trust we can do it! If you haven't yet paid your 2020 dues, please take care of it as soon as possible. Dues are considered delinquent if not paid by January 31st and late payments create extra work for our Treasurer, Webmaster, and Membership Chair. There are multiple ways to pay - bring cash or check to a club meeting and give it to our treasurer, John Damitio or to Bruce Livingston, mail a check to PO Box 13333, Olympia, WA 98508, or pay online with your credit card or PayPal from our website. Dues are \$25 for an individual member, \$45 for a family membership, and \$20 for a student membership.



It's a New Year - Has Anything Changed?

by Colleen Easley

Have you changed your phone number or email address in the past year? Please take a moment to log into our website and check your listing in the 'Membership Directory' for accuracy. To make edits or to add a photo of yourself, click on your name in the upper right corner and then "Edit My Profile". Don't forget to hit the "Update Profile" button at the bottom when you're done. Thanks!



Membership Report

by Colleen Easley

As of the January board meeting our membership has grown to 177 members. We hope to see a good percentage of you renewing for 2020. If you haven't renewed your membership, please do so by the end of January.

In December we added 10 new members. Please welcome:

Karen Deli
Robert Dillon
Jeff Evans
Kathleen Falk
Paula Glaser

Daniel Mates
Carol and David Nadalin
Tami Shaughnessy
Nadine Shon



Welcome!

We are glad you are here!

Are You in a Photography Rut?

by Pam Hoaglund

Often times we as photographers get in a rut. Our creative juices dry up and we go weeks without getting the camera out and exercising our shutter finger. I would like to challenge you to join the "52 frames" community of photographers from around the world. Each week you are given a word or topic to photograph such as: "negative space", "texture", "blue hour", and "macro" to name a few. You have one week to submit your image. You must take the image within the week of the challenge; no digging into your archives. It is free and fun to see how other photographers interpret the topic and how creative the images are.

Just click on this link and get started:

<https://52frames.com/>



The word was "Street Photography" by Pam Hoaglund

Photography Resources, Lynda.com, and Your Local Library

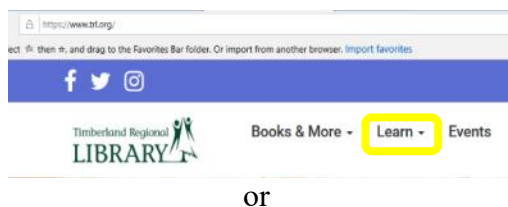
by Jeff Martin

Do you have a library card from the Timberland Regional Library? If so, you should be able to access Lynda.com and all of its training resources for free.

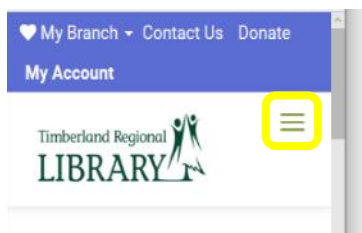
Or, do you have a library card from a different public library? Thanks to the Washington State Library and funding support from the federal Institute of Museum and Library Services, Lynda.com is potentially available from any public library within Washington State.

The information in this article is specific to using Timberland Regional Library's website (<https://www.trl.org>).

To find Lynda.com from the trl.org link, find Learn in the set of menus to the right of the Timberland Regional Library logo. If you are using a small screen or are not using a full screen, you should see a menu symbol to the right of the logo.



or



Select the Learn dropdown and then Online Courses. You will find Lynda.com listed in the Online Learning Reference Database Results.

If this is the first time accessing Lynda.com, you then enter your Library Card Number and Library Card PIN and click on login. You will then be prompted to set up a very simple profile. Once done, you should have access to all of Lynda.com's resources.

Get to the photography resources either by conducting a search - or - just to the right of the Lynda.com logo you will see the Library and its drop-down menu. One of the items in the drop-down is Photography. You will find



hundreds of courses and thousands of video tutorials. Browse by topic, software, author, and skill level. Do you need or desire closed-captioning? Some resources are also close-captioned. In either case a transcript can be seen below the video.

The resources range from a few minutes in length for a video to several hours in length for a complete course.

On the Photography Training and Tutorials page (<https://www.lynda.com/Photography-training-tutorials/70-0.html>) you will also find News Releases, Learning Paths, Documentaries, and Weekly Series.

Explore and have fun learning something new.

Small Group Field Trips

by Susan Bradley

I have been looking into some indoor options for field trips during the wet and cold months. Someplace that is local and something that might be different for most of us. I have talked to the people at The Arbutus Folk School and they have reached out to their teachers. So far, we have been invited in groups of no more than four people at a time to come and photograph two different classes in February. One is a clay making class and the other is a wood working class. The dates and times are still in discussion. If you are interested in joining me on this adventure, I will have a signup sheet at the next few meetings. Just find me and signup.

The Arbutus Folk School is a non-profit based in Olympia. The schools core program areas are currently wood arts, fiber arts, ceramic arts, metal arts, music, and stone carving. I think this could give us some great images of artists at work.

Future Field Trips

by Cynthia Whelan

The OCC Field Trip Committee has been working hard to provide members with an advance schedule of 2020 field trips. These trips will be further described on the OCC Calendar of Events. Please look at it and send any comments or questions to cawhelan@att.net. We can still make changes to this schedule, and we are still looking for leaders for some of these trips. So, if you see a trip that you would like to be the trip leader, please let us know!

Some trips have limited availability and some are still in the works. Check out this list, pencil into your calendar, and save the dates.

January

Saturday, January 25, The Center for Natural Lands Management, macro plant photography, Leader: Dennis Plank

February

Saturday, February 15, Ridgefield National Wildlife Refuge – bird photography Leader: Tammy Mandeville

March

Saturday, March 14, Quinault Nature Trail and Lake, Leader: Cynthia Whelan

Saturday, March 28, Wolf Haven, Leader Chuck Paeth

April

Saturday, April 11, Crystal Springs Rhododendron Garden Portland – flower and bird photography normally \$5 but free in Feb, 6am-6pm, groups of 15 or more email Leader: Dennis Plank

Saturday, April ?, Bottle Beach - Shorebirds, Leader: Bruce Livingston

May

May TBD, Hwy 101 loop – beach, ocean, and bird photography Leader: Bill Ballard

May ?, Aberdeen Waterfront and Salt Flats, Leader: Phil Braaten

June

Saturday, June 2, Goat Photography at Edelweiss Acres, Leader: Susan Bradley

June TBD, Chehalis or Baker Train Spotting, Leader: Cynthia Whelan

January Photo Fun Ideas

by Susan Bradley

Looking for photo ideas for this month? Search the OCC Club Calendar for Photo Fun Events. January seems to be a tough month to find options but below are a few ideas.

This month's Photo Fun ideas:

Jan 10th – 12th Tacoma Monster Truck Jam

The Monster Jam show is from Jan 10th to 12th. The show will include Monster Trucks, Speedsters and ATVs in challenging Racing and Freestyle events. Tickets are \$15-\$50. There are multiple dates and times for this event. Go to the link to learn more. This should have good lighting for an indoor event and high action. A great chance to practice tracking moving objects from a distance.

<https://www.facebook.com/events/395710484445608/>



Jan 18th Night Tour of the Armory

This is a guided, hour-long tour that will take you from the balcony to the basement of Tacoma's iconic armory building. There are four tours beginning with the tour at 6pm. Tickets are required and are \$25. Since it is guided and flashlights are encouraged, this could be a difficult to impossible photo idea.

<https://www.facebook.com/events/372548410180402/>

Jan 18th and 19th Leavenworth Icefest

Celebrate winter at Icefest in Leavenworth with a Bavarian style Winter Carnival. The two day event promises many photo opportunities. The village will be dressed in half a million twinkling lights. Explore creative ice sculptures and see ice carving and snowshoe demos. Watch the night sky light up with fireworks.

<https://www.facebook.com/events/449530082649948/>

Jan 23rd – 26th Tacoma Home and Garden Show

The Tacoma Home and Garden Show is a wonderful chance to get your garden photography fix during the cold, wet month of January. I doubt you could get away with a tripod but you might be able to use a monopod. Tickets are



(Continued on page 10)

(Continued from page 9)

required but there are many price options, so go to the link to find out more.

<https://www.facebook.com/events/1343564895795283/>



We welcome any suggestions for events that could be added to the calendar. If you have an idea, please email either Susan Bradley or Cynthia Whelan with as much information as possible. Please try to only send events that are at least two weeks or more away so that we have time to add it. We are also only looking for events on this side of the mountains and between Everett and Portland.

ON1 for Those New to Photo Processing

by Susan Bradley

There are so many choices in software for photo processing that it can be hard to decide which one is best for you. Luckily you can try them for free for at least a week, but does that give you enough time to decide? When you are still new to using photo processing software the choices are mind blowing. How can you decide on the software when you're not sure how it works? When you're moving sliders and choosing options as a newbie you might get lost in the selections and still not get the results you want.

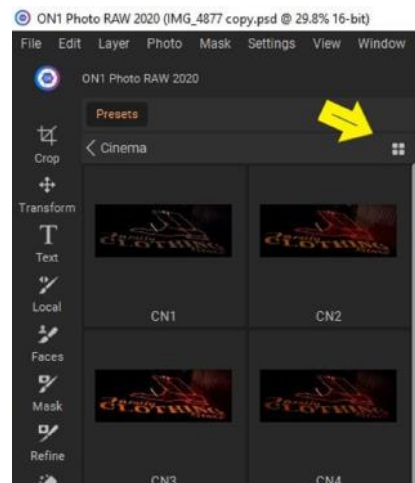
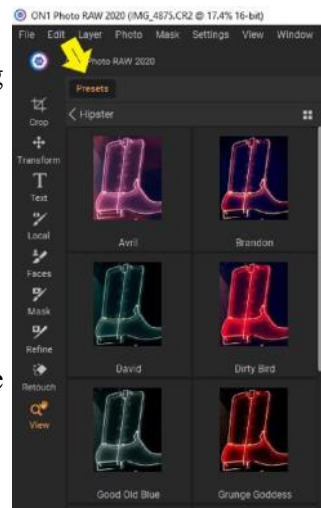
I tried the Adobe products Lightroom and Photoshop. Both are powerful tools for photographers but tend to have a big learning curve. I was going to try Luminar but I had computer problems that prevented the program from working. But by then, I had begun a trial of ON1 and decided to stay with it.

ON1 can do a lot for all users. No, it does not have all the bells and whistles of the Adobe products but so far, I don't miss those things. So, what makes ON1 my choice? It just seems easier for me. This may be because I am a PC person first and tend to run screaming from the room when someone wants me to work on a Mac. The presets feel more like playing. I can click on each preset and see my image change. It is very easy to revert to my original image or just take a bit of the effects out. The

presets have helped me learn what each slider does. I pick the preset that is close to what I want and then move the preset sliders back and forth. Since the image is usually almost what I want I am less distracted by the whole image and can really see what that slider does to my image. When I want to really see some changes, I can go into the Effects tab and click on Add Filter. Now that is where the playing really begins.

Here are my quick tips for using ON1 during your free trial period; hopefully they will help you see if this is the program for you. The left side of your Edit screen has the tools most people are expecting to see in their photo editing software. But look just to the right of those and you will see the tab Presets.

The Presets tab will give you many options for how you may want your image to look. Sometimes, because the sample images are so small, it is hard to really see how that preset will change your image. Once you have selected a group of presets that you think will work for you, ON1 has a little spot to click on that looks like a tiny four paned window. This will bring up larger samples to pick from.



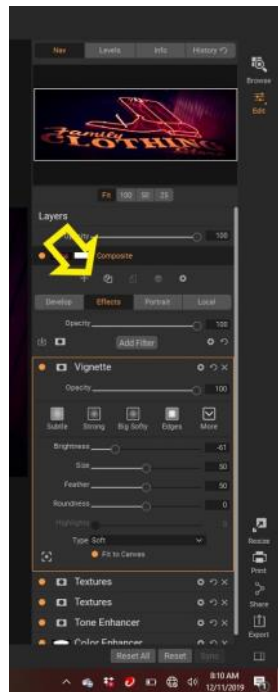
(Continued on page 11)

(Continued from page 10)

On the right side of your screen you will see a panel of sliders to play with to change your image. Since I am new at this, I keep asking myself what do they do and how will each affect my image?

After you have selected a preset that is close to what you want but not exactly, you can work with those changes by clicking on the Effects tab. Now the sliders that you see are what the preset used to change your image. You can move these sliders and see changes just like you could in the normal Develop mode but here you might see options that you (I) would never have thought to use.

Once you are in the Effects tab look back to the left side of your image and you will notice a new option called Filters next to Presets.



The filters tab will allow you to add or change your image. There are too many options to list. Here again is the tiny four paned window that will make those examples larger.

PSA Interclub Competition Round One November 2019



“Chloe with Ball”
by Tammy Mandeville



“Green Power” by Ed Tromble



“Pumpkin Explosion” by
Kim Buechel



“Returning to the Sea” by
Dan Scavezze



“Working on the Railroad”
by Bill Ballard



“Zen Path” by T. Walton

Round two submission deadline is February 15, 2020. So those who signed up for round two must have their images to Pam Hoaglund by noon on January 31, 2020. You must also have paid your dues for the 2020 club year. Please refer to the instructions sent to you for image size as it has changed from last years competition.

If you would like to view the winners of the first round go to: <https://psa-photo.org/> click on competitions, 2019-2020 and Projected Image Division (PID) Interclub. Click on round one and a slide show will start.

Not one of the many photo processing programs is perfect for everyone. Do take the time to try each for free and step through a few tutorials to help you decide which program will work best for yo


Member Gallery



Member Gallery



Member Gallery



Member Gallery



Olympia Camera Club Business Meeting Draft

January 7, 2020, 6:30-8:30pm

Casa Mia Restaurant,
716 Plum Street SE Olympia, WA

Officers and Members Present

Bruce Livingston, Townsend Walton, John Damitio, Tammy Mandeville, Pam Hoaglund, Kim Buechel, Susan Bradley, Ed Tromble, Ed Mandeville and Rene Conger.

The meeting was called to order by President Bruce Livingston at 6:15 PM with a quorum present.

Approval of December Minutes

Pam Hoaglund moved to approve the minutes of the December 3, 2019 Business Meeting as they appeared in the last month's Newsletter. Susan Bradley seconded the motion, MSC Unanimous.

Treasurers Report

The Treasurers report was read and is on file in the OCC Dropbox.

Treasurer's Report January 7, 2020	
December 1 - December 31, 2019	
WSECU Checking	
Starting Balance (12/1/19)	\$1,217.13
DEPOSITS	
Income - 2019 Dues	146.94
Income - 2020 Dues	758.24
Total Deposits	905.18
EXPENSES	
Technology - Adobe Subscription	10.92
Meeting Expenses - Holiday Party	50.00
Total Expenses	60.92
Ending Balance (12/31/19)	\$2,061.39
WSECU Savings	
Starting Balance (12/1/18)	\$3,398.60
Dividend Interest	0.73
Ending Balance (12/31/18)	\$3,399.33
PayPal Balance	0.00
Cash and Checks for Deposit	45.00
Total Balance	\$5,505.72

Old Business

Non-profit Workgroup Updates

Bruce Livingston reported that we are now incorporated as a 501(c)(7). The cost to restate our Articles of Incorporation came to \$90.

2020 Budget

Bruce Livingston reported the Budget has been finalized and John Damitio will be entering the numbers into the permanent Budget.

Annual

We will be preparing 21 books with about 24 pages, pretty typical. The publishing party is January 19th at the Friendly Village clubhouse at noon.

Committee Reports

Membership

Colleen Easley was not present at the meeting; however, she sent in a report stating that we had 9 new members join in December for a total of 176 members. An email will be sent out soon to remind people to pay their dues by the end of January.

President's Report

Bruce Livingston reported that he will be writing about dues renewals in the Newsletter's President's Corner article.

Community Liaison

Bruce Livingston reported that he and Clair Ferris will be photographing the Capital Land Trust Conservation Breakfast. Anyone interested in learning how to do event photography can contact Bruce.

General Meeting

Townsend Walton reported that this month we will have club member Jerry Sarmento presenting photographs of wildlife he has taken in Alaska.

Practical Photography

Ed Tromble reported that this month's topic will be flash photography presented by Bruce Livingston.

Member Sharing

Pam Hoaglund reported that this month we will be sharing "The twelve words of Christmas photo scavenger hunt". People are encouraged to bring in 4 photos of the scavenger hunt, or holiday theme photos taken in December.

Social Chair

Linda Pardee was not present but on her behalf Bruce Livingston reported that the Holiday party had a really good turnout and was very well received.

Equipment

Nothing new to report.

Newsletter

Pam led a discussion about possibly eliminating Member Profiles in the Newsletter this year. All articles and photos are due by Thursday, January 9th.

Webmaster

A reminder to Board members to update the calendar and the front page of the OCC Website.

(Continued from page 16)

Field Trips

Susan Bradley reported that we have two field trips this month, one being the Skagit Eagle field trip on January 11th and 12th, and the other being Macro Plant Photography on January 25th.

NWCCC

The Northwest Council of Cameras Clubs will be holding their January Board meeting on the 25th at the Northgate Library, 10548 5th Ave. NE, Seattle. Among topics to be discussed is a March workshop on how NWCCC can support clubs. Club presidents, delegates and those who wish to become president are encouraged to attend this workshop. If members of the OCC Board have ideas on what should be included in this workshop let Frank Townsend know and he will present it at the NWCCC Board meeting.

NWCCC Traveling Prints

Kim Buechel has received the first case of Traveling Prints. She will bring them to the Practical Photography meeting on January 14th to be voted on.

NPPNW

The next meeting will be April 4th at Mineart Theater at South Puget Sound Community College. We still have no

speaker. It appears the cost of a free lunch is overwhelming but there will be some recognition of the group's 20th anniversary. Cost for registering in advance is \$10 for one with an additional \$5 for each member of the same household, cost at the door is \$5 more.

PSA

Pam Hoaglund reported the first round of competition photos are on the PSA website and you will be able to see where our club stands. Our club totaled 52 points and we are in the E group. There are 123 clubs in the competition and 23 received lower points than OCC in the first round. Anyone who wants to enter their photo must be a member in good standing with OCC.


New Business

No new business.

Adjournment

Pam Hoaglund moved that we adjourn the meeting. Townsend Walton seconded the motion, MSC Unanimous.

Submitted by Tammy Mandeville, Secretary



In photography there is a reality so subtle
that it becomes more real than reality.

-Alfred Stieglitz

Photographic Society of America (PSA)


PSA is a worldwide organization for anyone with an interest in photography. Founded in 1934, the Society is for casual shutterbugs, serious amateurs, and professional photographers.

Individual digital membership is \$45 a year.

Membership offers a wide variety of services and activities:

1. Monthly Journal
2. Online photo galleries
3. Image evaluation
4. Study groups and courses
5. Competitions
6. Annual Conference
7. Discounts on photography-related products/services
8. PSA travel aide

For a complete overview of membership benefits go to www.psa-photo.org



Dates to Remember

13 January Digital Photography
 14 January Practical Photography
 19 January Annual Party
 21 January Member Sharing Night
 22 January Koffee Klatch
 25 January Macro Photography Field Trip
 28 January General Meeting

4 February Board Meeting
 5 February Koffee Klatch
 6 February Newsletter Articles and Images Due
 10 February Digital Imaging
 11 February Practical Photography
 15 February Ridgefield Field Trip
 18 February Member Sharing
 19 February Koffee Klatch
 25 February General Meeting

Sizing Images for Newsletter

Format: jpeg, max quality
 Dimension: 1024 pix long side
 Please keep images 3MB or less
 Please title your image and include your name in title
 Title_Your Name
Please Watermark your image!

All photographs in this newsletter are under copyright protection. They may not be used without permission from the individual photographers.

Please submit articles and photographs to:

newsletter@olympiacameraclub.org

Deadline for articles and images for the January newsletter is 5 January at midnight.

January 2020


Olympia Camera Club Monthly Meetings

Business Meeting

Monthly on the First Tuesday of the Month

Wednesday, **February 4, 2020** from 6:30pm to 8:30pm
Open to all. Join us before the meeting at 5:30pm for dinner.

Contact: Bruce Livingston, President



Practical Photography

Monthly on the Second Tuesday of the Month

Tuesday, **January 14, 2020**

Program: Bruce Livingston will present a program on manual and TTL flash photography

Contact: Ed Tromble, Chair



Member Sharing Night

Monthly on the Third Tuesday of the Month

Tuesday, **January 21, 2020**

Program: This month the focus is on holiday images including the December Scavenger Hunt

Contact: Pam Hoaglund, Chair



General Meeting

Monthly on the Fourth Tuesday of the Month

Tuesday, **January 28 2020**

Program: Jerry Sarmento will present a program on Alaska.

Contact: Townsend Walton, Chair



Koffee Klatch Meet up, Every Other Wednesday Morning from 9am to 11am

Panera's Bakery, 2525 Capitol Mall Drive SW, Westside of Olympia

Open discussion about photography and other topics of interest



Executive Committee**President**

Bruce Livingston

Vice President

Townsend Walton

Secretary

Tammy Mandeville

Treasurer

John Damitio

Associate Memberships**Committee Chairs****Community Liaison**

Bruce Livingston

Equipment Custodian

Rosalind Philips

NWCCC Traveling Print & Open Salon Competitions

Kim Buechel

Field Trip Coordinator

Susan Bradley/Cynthia Whelan

Membership

Colleen Easley

Practical Photography

Ed Tromble

Member Sharing Night

Pam Hoaglund

Newsletter Editor

Pam Hoaglund

PSA Representative

Pam Hoaglund

Thurston County Fair

Colleen and Dale Easley

NPPNW Liaison

Frank Townsend

NWCCC Liaison

Frank Townsend

Scavenger Hunt

Rosalind Philips

Webmaster

Colleen Easley

Social Committee

Linda Pardee

Olympia Camera Club
P.O. Box 13333
Olympia, WA 98508-3333