



Shutterbug Times

Official Newsletter of the Olympia Camera Club

Olympia, WA

Established in 1935


March 2019

www.olympiacameraclub.org

Volume 84, Issue 3

Find us on Facebook: www.facebook.com/groups/OlympiaCameraClub

Time to Shine



Jeff Larson

In this issue:

- President's Corner p. 2
- Editor's Note p. 2
- Monthly Meeting Topics p. 3
- Field Trips p. 4
- PSA Interclub Competition p. 4
- NPPNW p. 5
- WA ST Spring Fair p. 5
- Annual Scavenger Hunt p. 6
- Wood duck Haven p. 7
- New Member Profile p. 8
- Member Profile p. 8 - 9
- Membership Report p. 9
- Educational Opportunities p. 9
- Composition & Cropping p. 10
- Member Gallery p. 11
- Board Mtg Minutes p. 12 - 13
- PSA Membership Certificate p. 13
- Photography Quote p. 13
- PSA p. 14
- Dates to Remember & misc. p. 14
- Upcoming Meetings p. 15
- Executive Committee p. 16
- Committee Contacts p. 20

President's Corner - Meredith Rafferty

A simple list of 15 words, it is unremarkable at first glance. Words such as "shadows", "sunset", "fruit". The list was surrounded with photos, your images posted in the Club newsletter. And that was the connection. How could I bring those words to life through my photos?

The list is called the "Scavenger Hunt", a tradition for our annual banquet in June to hunt and capture our interpretations of these words so we can share them at the event. When you turn to page six to see the list, look at the words in a new way as an invitation to join in on a photo search.

At this time of year, it comes as a welcome challenge. The late winter weather has us thinking of Spring and fresh energies. Interpreting these words causes us to stretch a bit, to look at what's around us in a new way, to go indoors or outdoors where we might not have gone before, to try a technique new to us. Seeing the word "fruit", I realized that it is not a customary subject for me. Will I compose a still life? Find a colorful bin of fruit at a local market? Line up jars of my Mom's homemade

jelly? Or go for a creative abstract?

Fifteen opportunities to create an image. We can even revisit our past photo files for images to represent our interpretations. Perhaps there's a filter or technique in post-editing you'd to use to put a different look on your image. It's up to you, this is your interpretation of each word. In the several years I've "hunted" for my images, I don't always capture all the words. And that's okay. It's the challenge that provides a bit of spice and the reward is in the doing.

Join me in this year's Scavenger Hunt. Leap into Spring with your creativity and share your hunt on the Club's Facebook page and in our newsletter, as well as at the annual banquet. We're looking forward to seeing your work!

Meredith

**Editor's Note:**

Please consider contributing articles and images to the newsletter. We have so many talented photographers in the club and we are all about education. The newsletter is a great forum to share your tips and tricks, travels, photo techniques, etc. Send submissions anytime during the month to: newsletter@olympiacameraclub.org.

Please Note:

Olympia Camera Club naming convention. Please name all photo files with Title_first name (space) last name.jpg. Files should not be longer than 1024 on the longest side. Add photo as an attachment to your email. Do not imbed it into the email. This will help maintain the file name integrity. If you send images from a MAC please use an email service such as gmail, yahoo, comcast, etc. The MAC email program strips the file name from your image when I receive it on a PC.



Pam Hoaglund, Editor

Monthly Meetings

All meetings are held at

Capital High School, Pod A
2707 Conger Ave NW
Olympia, WA 98502

Practical Photography

March 12, 2019

7-9 pm

This month we will be talking about cell phone photography. Technology has made leaps and bounds in all kinds of things including the cell phones that about everyone owns. Lenses on cell phones keep improving and apps for various processing software are available on the same device we make phone calls with. Photos from cell phones cover a range from portraits, landscape, macro and nature photography. You can purchase additional lenses for your cell phone and do wide, macro and telephoto shots.

Olympia Camera Club member Gene Eckhardt will be doing a presentation on the art of cell phone photography. Gene has taken a lot of pictures with his iPhone and has won a few ribbons for the photos he has taken. Gene will be happy to answer any questions you may have regarding cell phone photography and provide you another skill level in this wonderful hobby.

Join us on Tuesday night, March 12th. It's always a good time for camera enthusiasts to get together, share experiences and learn a skill. Hope to see you there.

Townsend Walton. Coorcinator

Member Sharing Night

March 19, 2019

7-9 pm

Weather prevented us from having our Practical Photography Meeting in February on "Composition" but at the General Meeting, Bruce Livingston showed several Art Wolfe videos on composition from Creative Live. In the videos, Art showed how he post processes a composition with cropping and adjustments of the black and white points and highlights and shadows to enhance the image and put the focus more on the subject. So, for those who attended the General meeting, please bring two images (each showing a before and after for a total of four images) that you have processed using some of Art's techniques. Everyone else, please bring some images you would like some input on related to the composition. No more than five images, digital, print and digital, or print for sharing. Please put your digital images in a folder and put your name on the folder and jpg only.

Pam Hoaglund, Coordinator

General Meeting

March, 26, 2019

7-9 pm

The March meeting is a work in progress. Stay tuned to future announcements as plans are finalized.

Bruce Livingston, Coordinator

March Field Trips

by Judy Mason

Two field trips are planned this month.

HD Aluminum Print Factory

On March 16th we'll meet up at 10:30 am at the HD Aluminum Print Factory, 9808 NE 126th Ave, Unit D, Vancouver, Washington for a tour and presentation by the owner, Randy Hopfer. While our field trip ends around noon, afterward consider taking advantage of one of the many nearby photo opportunities in the Vancouver/Portland area. Possible destinations include Ft. Vancouver, Ridgefield National Wildlife Refuge (may be closed due to bridge construction,) Steigerwald Lake National Wildlife Refuge, waterfalls and Crown Point along the Columbia River Gorge in Oregon, or Washington Park in Portland which houses both a Zoo and a Japanese Garden. Explore the options and get directions online. Some places you may want to visit could have entrance and parking fees. Participants who choose to make private arrangements to carpool with others may want to agree upon their afternoon plans prior to departure.

Website: hdaluminumprints.com

Wolf Haven Tour

March 25th at 10:50am we will meet at Wolf Haven, 3111 Offut lake Rd SE, Tenino, WA. The tour will be led by club member Chuck Paeth. This is the trip that was canceled last month due to snow. The trip remains limited to 20 people and is already full with those who previously registered or were on the waiting list in February. If you wanted to go but didn't get the opportunity, Wolf Haven offers tours on weekends. Information is available at the Wolf Haven website: www.wolfhaven.org.

PSA PID Interclub Competition Round Four

by Pam Hoaglund

The deadline for submissions in the fourth round of the Interclub Competition is 1 May 2019. I will have the sign-up sheet at the Practical Meeting on 12 March. I need six people who have not already participated in the competition to sign up and have their images to me by 15 April 2019.

Requirements for Entering Image in PSA Interclub Competition

You must be an OCC member to participate but do not have to be an individual member of PSA.

Entry Guidelines:

Images are to be digital only. Film images can be scanned into digital.

Photographic work must be the maker's; no commercial clip art is allowed.

Category is General. Content is "open" and may include creative images, with all forms of manipulation permitted.

Color or Monochrome. Monochrome images are those that give the impression of black and white, or black and white plus one fully toned color.

All submitted images are judged together and are not separated by Color or Monochrome.

Image Release Form: signed by participating members. It guarantees the images are:

Their own work

They have the necessary model and or property release if ever needed

They give PSA permission to display their images on the PID Interclub website

They understand they alone hold all copyrights

The image release form is not required if the participant does not wish to have their winning images displayed by PSA on their website or at the PSA Conference.

Image Size:

Horizontal images will be no more than 1024 pixels wide or 768 pixels tall.

Vertical images will be no more than 768 pixels tall.

JPEG format only, with no file size restrictions.

sRGB color space is recommended

Suggested file name: title of image_photographers name. DO NOT put a watermark on the image.



© 2017 Pam Hoaglund

Nature Photography at its Best!

Submitted by Frank Townsend

The 2019 spring meeting of the Nature Photographers of the Pacific Northwest will be Saturday, April 6th at Oregon State University – Milam Hall (Corvallis, OR). The doors will open at 8:30 a.m. and the first program will begin at 10:00 a.m.

The invited speaker will be Brenda Tharp. Brenda is a professional nature and travel photographer. She is widely published and conducts an impressive array of workshops and tours. Brenda is not only known as a great photographer but as a great teacher as well. The title of her latest book is *Expressive Nature Photography*. Check out her website at www.brendatharp.com. Brenda's morning presentation is entitled "The Expressive Nature Photograph." The afternoon presentation is entitled "The Path Less Traveled: Creating Meaningful Personal Images." All Nature Photographers are Welcome!

Note that an RSVP here DOES NOT register you for the conference.

You may purchase tickets in advance at: <https://nppnw419.brownpapertickets.com/>

Pre-registration cost is \$10

Registration at the door costs \$15

COMPETITIONS

As usual there will be digital projected and print competitions. For more information and how to enter go to <https://www.nppnw.org/competitions/>

Deadline Midnight – Saturday, March 30, 2019

We will again use a "limited hand of man" rule. Any man-made object in the entry should not be a major or significant portion of the image.

NOTE: You must be registered to attend in order to submit images for the digital competition. Images will not be displayed on our website if the maker has not registered.



Washington State Fair Photography Competition

2019 Washington State Spring Fair Dates: Thursday, April 11th thru Sunday, April 14th.

Deadline to submit Photography Entries: Wednesday, April 3rd, 6 pm. (See Locations)

Judging: Saturday, April 6th, 12:00 pm thru 4:00 pm. (Kloshe Illahee 2500 S 370th St, Federal Way, WA)

Photo Entries may be submitted at the following locations:

Washington State Fair Grounds, Administrative Office (Mail or Drop Off)
110 9th Avenue Southwest
Puyallup, WA. 98371

Speedy One Hour Photo (Pick up Entry Form & Drop Off)
11702 Pacific Avenue
Tacoma, WA 98444

Robi's Camera (Pick up Entry Forms & Drop Off)
10015 Gravelly Lake Drive Southwest
Tacoma, WA 98499

You can download an Entry Form at: tacomaphoto.org or pick one up at Robi's Camera or Speedy One Hour Photo.

Good Luck and I will see you at the Fair!

Stan Braaten

Tacoma Photographic Society



The 2019 Annual Scavenger Hunt and Banquet

by Rosalind Philips

Here Ye, Here Ye. The Annual Scavenger Hunt and Banquet of the Olympia Camera Club will be held on June 25th. Now is the time to start working on the list. Some of the words are challenging; I have confidence you will all have great ideas for images. See you at the banquet.

2019 Olympia Camera Club Official Scavenger Hunt Rules

This year, members will have two ways to participate in Banquet Slide Show entertainment.

Submit one image for each of the 15 words below.

You may take as many images as you like and do as much processing as you like, but you can only submit one image for each word.

OR

Submit 10-15 of your favorite/best images taken between 6/1/2018 and 6/12/2019. You may do as much processing as you like on the images.

Rules

All images must be JPEGs – no RAW or TIFF images.

The images must be 1024 pixels on the long side. The resolution should not exceed 72 dpi.

Scavenger Hunt Images. Name your images as

Sxx_Name_word.jpg where

S means scavenger hunt, xx is the number of the word and word is the category. For example, an image submitted for the 5th word Plaid would be named

S05_RosalindPhilips_Plaid.jpg.

Please include a list of your images with descriptions.

Favorite/Best of 2018-19 images. Name your images as Bxx_Name_ImageName.jpg .

B means Favorite/Best of 2018-19, xx is the number of the image, Name is your name and ImageName is the name of the image. For example the eighth image I submit would be named,

B08_RosalindPhilips_BergyBit.jpg.

Please include a self Identification Image as your 16th image.

Please burn your images to a CD or DVD or thumb drive.

Images are due no later than Tuesday, June 11, 2019 at the Practical Photography Meeting. You can bring your images to the meeting or mail them to Rosalind Philips, 4643 Indian Summer Dr SE; Olympia WA, 98513.

We will watch the two slide shows at the Banquet on June 25th. Please contact Rosalind at RosalindPhilips@comcast.net or at 360-790-2814 with any questions.

2019 Scavenger Hunt

One of our members requested that the scavenger hunt words be posted earlier in the year so there is more time to hunt for them. So here is the list. Images are due on June 11th at Practical Photography Group. There will be an article in the April newsletter with more details. The information has been updated on our web page. Please contact Rosalind Philips with any questions.

Word List

Num	Category
01	up close
02	adventure
03	red
04	shadows
05	rule of thirds
06	laughter
07	light
08	vintage
09	unique
10	weather
11	purple
12	fruit
13	perspective
14	sparkle
15	sunset
16	Self Identification


Crystal Springs Rhododendron Garden (aka Wood Duck Heaven)

by Dennis Plank

I have an on-line photography acquaintance that lives in Portland and has always posted wonderful water level duck portraits, particularly Wood Ducks. We finally met in person at Ridgefield NWR a while back and he invited us to come down and visit his favorite pond in Portland. The [Crystal Springs Rhododendron Garden](#) is between 99E and Reed College and contains two ponds and a lake, the other border of the lake being a golf course. The paths have access to the pond edges with room to lie down and photograph from about a foot above water level and plenty of room to avoid the pedestrians which are not all that numerous in the winter. Note that the edges are gravel and can be a bit muddy from ducks jumping out of the water. Grubby clothes or ground cloths and elbow pads are recommended.

There is a pair of nesting Bald Eagles at the gardens and now that they're setting up housekeeping a number of the winter species are departing. However, the Wood Ducks are in residence in good numbers all year.

This is an urban park and the children, young and old, feed the ducks regularly, so they are completely unafraid and will come toward you if you look like you have food. Those with quick reflexes can get flight shots of approaching ducks. This photo shows part of a 30 foot long parade of ducks following a young boy scattering feed behind him.




When we were there on March 5th, the male Wood Ducks were in prime plumage as in these two images.




However the females have their own beauty even when they're not showing the subtle iridescence that this one is showing.



The Mallards, as in most duck ponds, are omnipresent. While common, they have a beauty of their own.



In addition to the ducks, the Pied-billed Grebes are fun, though they don't come in for food like the Canada Geese do.



In addition to the waterfowl, I saw Steller's Jays, Ruby Crowned Kinglets, Varied Thrushes and Towhees without really looking.

A word of caution: If you go, do not leave anything in sight in your car. Our host had his car broken into and an empty backpack stolen while we were there.

New Member Profile: Ben Robinson

What or who brought you to the club?

I came to the club looking for a group of fellow photographers that I could learn from, hang out with and use as a sounding board for critique on my photos, my technique and my compositions.

How did you get interested in photography?

In 2007 I bought a fixed lens Canon from Costco. As I come from an artistic family; painters, sculptors, sewers and musicians, my own artistic side started to emerge as I started taking photos. I quickly realized I couldn't get the images I was seeing in my brain to come out through that camera. My wife bought me a Canon T5 for Christmas one year, my first interchangeable lens camera. That lit the fire.....



What kind of photography do you like to do?

I love landscape photography above all else, wildlife is a close second. Getting out in nature with the peace and quiet is my escape from the hustle of the real world and if I can bring a quality image out of it, so much the better.

What equipment is in your camera bag?

I shoot a Canon 80D, Tamron 18-400mm telephoto and a Tamron 10-24mm wide angle. I also pack a Canon 24-105mm. I keep neutral density filters for all of my lenses in my kit as well.

What post processing programs do you use?

Primarily I use Luminar 2018 for my photo processing. One drawback to that program was no HDR and no panoramic ability. On my first club meeting I learned about Affinity Photo and bought it. Now I can do those!!



What do you want to learn from the club?

I'd like to learn more about composition, processing tricks, good places to shoot and ultimately produce competition worthy photos. Most of all I'd just like to make some photography friends!

Member Profile: Karen Frinell

What or who brought you to the club?

Five years ago, I came as a guest with my fiancé, now husband, David Frinell. After a few visits, I was interested in the information I was picking up, like places to go and what to watch for and how to look for interesting events. Then I began documenting all my new activities and enjoyed meeting so many people who shared their interests with me.



How did you get interested in photography?

I have always taken snapshots, mainly of family events and I found it was a way to track time and places and people.

My interest grew to looking at what I call the outside world. I found so many unique and different things were catching my eye and I wanted to record them to go back to again and again. David helped me learn to use my camera and as time went on my photos improved and with that, my interest in new things developed. Photography is a great eye opener.

What kind of photography do you like to do?

I am mainly a people watcher. I look for unique hairdos, costumes and SHOES. Oh how I love shoes. I also love being outdoors, so nature provides critters and flowers and trees to photograph.

What equipment is in your camera bag?

I use a Nikon A900 and my Samsung Android tablet. Both items are small and with me all the time.

I am not a hard core photographer, I like to see it...shoot it...share it...No pressure.

What post processing programs do you use?

I am just starting to post process. My tablet has an app called Studio that I have used.

I get David's help with Photoshop apps and Faststone.

What do you want to learn from the club?

I like picking up tidbits of information and being able to apply it. I am not looking for a classroom...test at the end...type of lessons. When I hear "do this and this will happen" type of conversation, then I have learned so much. I like being where there is No Pressure, just ideas and suggestions and helpful chatter.



Membership Report

by Colleen Easley

We now have a total of 125 members. This is a drop from last month because 55 people did not renew their memberships before the final cutoff date of the March 5th board meeting. This is common and happens every year as people move away or find they don't have time for club activities.

We have five new members for the month of February. Please welcome:

Jeffrey Johnson
George Mulala
Amy Sarmento
Jerry Sarmento
Carol Vanosdol



Welcome!

We are glad you are here!

Travel & Photography Workshop

March 16, 2019

Marc Weinberg has been an active member in Puget Sound Camera Club for well over 5 years. He will be presenting a Travel and Photography Workshop at Kenmore Camera Club on March 16, 2019. He has done various version of this based on time allowed for PSCC and for the 2017 NWCCC Conference. After 42 years of international travel to 120 counties he has lots of information to offer and the Kenmore event will be a two and a half hour program. Here is the text of the promo and the link to register: <https://www.eventrite.com/e/adventures-of-a-travel-photographer-planning-shooting-for-success-tickets-53184213414>

39th Annual Camera Sale, Swap and Sale

The Puget Sound Photographic Collectors Society will hold its 39th Annual Camera Sale, Swap & Show on Saturday April 13th, 2019 at Kent Commons, 525 4th Avenue N. and James St. in Kent, WA, 98032.

Sale tables are now available. For more information go to pspcs.org

Learn The Art of Bird Photography

New tutorials @ Youtube/Tim Boyer Photography

How To Use Histograms and Highlight Alert With Evaluative Metering

Basic Video For Bird Photographers Part 1: The Three Deadly Sins

Basic Video For Bird Photographers Part 2: 7 Key Techniques to Master

Basic Video For Bird Photography Part 3: 7 More things to Master

Shooting Styles for Bird Photography: Walk Around or Target Birds

Composition and Cropping

by Rosalind Philips

Bruce Livingston showed several parts of Art Wolf's "Another Look" video produced by Creative Live, at the General Meeting on February 26th. Wolf's style of critiquing involves using Lightroom to strengthen the composition and lighting of an image. He says that a good image creates movement of the eye and that we can deliberately influence the movement of the eye through composition and lighting. Wolf starts by seeing if the image could be strengthened by cropping. He looked to diminish distractions, apply the rule of thirds if applicable and have the main subject situated so that the eye goes from left to right. He also advocates constraining your crop to standard sizing so that it is not as obvious that you cropped. He generally feels that many landscapes benefit from the application of the neutral density tool in Lightroom. Wolf's workflow during the video was crop, adjust exposure, highlights and shadows, white and blacks and maybe apply a neutral density gradient. The ultimate goal is not to "save" images by cropping in post-processing, but to learn how to do the crop with your composition when you're out in the field. We had a pretty lively discussion about the video with most of us having at least one difference of opinion with how Wolf critiqued some of the images.

I absolutely agree with Wolf that composition can help guide the eye through an image. Where I disagree is with his emphasis on left to right. I tend to (not always), compose so that the eye goes from right to left. I do this because it is not the happy path and creates visual tension. In other words it makes for an eye movement that is not the norm for us westerners and therefore makes us sit up and take notice.



So how might this work practically. Below are three images. The first is the original, the second shows the crop box and the third is the cropped version. What do you think? I always like to think of my mind's eye and the camera's eye. My mind's eye is the image I saw when squeezing the shutter and the camera's eye is the actual image. This cropping exercise is an excellent way to synch your mind's eye with the camera's eye. Get down lower, move to different locations, check the light, and compose.



Original image



Crop box



Cropped image

MEMBER GALLERY



Olympia Camera Club Business Meeting March 5, 2019 Casa Mia Restaurant, Olympia WA DRAFT

Officers and Members Present

Meredith Rafferty, Bruce Livingston, John Damitio, Tammy Mandeville, Pam Hoaglund, Judy Mason, Kim Buechel, Frank Townsend, Rosalind Philips, Townsend Walton, Ed Mandeville, and Allynn Balch.

The meeting was called to order by President Meredith Rafferty at 6:30 p.m.

Review Agenda

Meredith Rafferty reviewed the agenda and it was accepted.

President's Report

Meredith Rafferty reported on the projected Budget Income.

Treasurer's Report

John Damitio reviewed the Treasurer's Monthly Report.

Treasurer's Report March 5, 2019	
February 1 - February 28, 2019	
WSECU Checking	
Starting Balance (2/1/19)	\$2,694.97
DEPOSITS	
Income - 2019 Dues	45.00
Total Deposits	45.00
EXPENSES	
Technology - Adobe Subscription	10.88
USPS	106.00
Business Supplies - Postage Traveling Prints	23.35
Total Expenses	140.23
Ending Balance (2/28/19)	\$2,599.74
WSECU Savings	
Starting Balance (2/1/18)	\$3,391.49
Dividend Interest	0.66
Ending Balance (2/28/18)	\$3,392.15
PayPal Balance	\$ 588.15
Total Balance	\$6,580.04

Membership and Status of Renewals

Meredith Rafferty reported for Colleen Easley that our membership stands at 5 new members, 7 honorary members, 118 members who have renewed for this year, and 54 who have not yet renewed.

Old Business:

Next steps regarding nonprofit, insurance

Meredith Rafferty reviewed the aspects of limited liability insurance and nonprofit status. Rosalind Philips moved to rescind the previous February 2019 motion and to approve the purchase of limited liability insurance, Bruce Livingston seconded the motion. A discussion ensued. MSC Unanimous. Bruce Livingston moved for the approval of \$20 for State Filing fees to reserve and do a

legal search on the Olympia Camera Club name. Pam Hoaglund seconded the motion. MSC Unanimous.

Budget Review

Meredith Rafferty reviewed the draft 2019 Budget. A discussion ensued. Judy Mason moved that we approve the Budget with an increase in income of \$500 and budgeted total expenses of \$3500. Kim Buechel seconded the motion, MSC Unanimous.

February Minutes

Rosalind Philips moved that we adopt the February 2019 Business Meeting minutes. Bruce Livingston seconded the motion. MSC Unanimous.

General Meeting Speakers

Bruce Livingston reviewed arrangements for future speakers.

Practical Photography Group

Townsend Walton reported that the March meeting will have Gene Eckhardt on Cell Phone Photography.

Member Sharing Night

Pam Hoaglund reported that for Member Sharing Night, members who attended the last General meeting are to bring 2 images (before and after-4 total) that have been processed using Art Wolfe's techniques. Everyone else can bring images that they would like input on related to composition.

Equipment

No Report

Newsletter

Pam Hoaglund encourages people to send in images, articles, tips and tricks, and technical articles for the newsletter.

Webmaster

No Report

NWCCC Liaison & Conference

Frank Townsend reported that the next Board Meeting will be Saturday the 9th at the United Methodist Church in Seattle. Frank also reviewed upcoming field trips and workshops.

NWCCC Traveling Prints

Kim Buechel reported that the last prints have been sent to the post office and we will be receiving prints to vote on at the end of the month.

NPPNW Liaison

Meredith Rafferty reported for Colleen Easley that the

(Continued on page 13)

(Continued from page 12)

next Conference will be the first Saturday in April at the Oregon State University in Corvallis.

PSA Representative & Competitions

Pam Hoaglund reported that the digital images for PSA competition need to be in by April 15th.

Social Committee

No Report

Thurston County Fair Competition

No Report

Field Trip Coordinator

Judy Mason reviewed the Aluminum Print tour in Vancouver WA and options for places to go after the tour.

Digital Imaging

No Report

Adjournment

Pam Hoaglund moved to adjourn the meeting at 8:00 p.m. Judy Mason seconded the motion. MSC Unanimous.

Submitted by Tammy Mandeville, Secretary

PSA Membership Certificate

The Olympia Camera Club hit a milestone this year of being a member of the Photographic Society of America (PSA) for ten years. Pam Hoaglund, PSA representative, presented the certificate to club president Meredith Rafferty.



There is one thing the photograph
must contain, the humanity of the
moment.

- Robert Frank

Photographic Society of America (PSA)


PSA is a worldwide organization for anyone with an interest in photography. Founded in 1934, the Society is for casual shutterbugs, serious amateurs, and professional photographers.

Individual digital membership is \$45 a year.

Membership offers a wide variety of services and activities:

1. Monthly Journal
2. Online photo galleries
3. Image evaluation
4. Study groups and courses
5. Competitions
6. Annual Conference
7. Discounts on photography-related products/services
8. PSA travel aide

For a complete overview of membership benefits go to www.psa-photo.org



Dates to Remember

5 March Board Meeting
 6 March Koffee Klatch
 11 March Digital Imaging
 12 March Practical Photography
 19 March Member Sharing Night
 20 March Koffee Klatch
 26 March General Meeting

2 April Board Meeting
 3 April Koffee Klatch
 9 April Practical Photography
 15 April Digital Imaging
 16 April Member Sharing Night
 17 April Koffee Klatch
 23 April General Meeting

Sizing Images for Newsletter

Format: jpeg, max quality

Dimension: 1024 pix long side

Please keep images 3MB or less

Please title your image and include your name in title

Title_Your Name

Please Watermark your image!

All photographs in this newsletter are under copyright protection. They may not be used without permission from the individual photographers.

Please submit articles and photographs to:

newsletter@olympiacameraclub.org

Deadline for articles and images for April newsletter is 4 April at midnight.

March 2019

Olympia Camera Club Monthly Meetings


Business Meeting

Monthly on the First Tuesday of the Month

Wednesday, **April 2, 2019** from 6:30pm to 8:30pm

Open to all. Join us before the meeting at 5:30pm for dinner.

Contact: Meredith Rafferty, President



Practical Photography

Monthly on the Second Tuesday of the Month

Tuesday, **March 12, 2019**

Program: Phoneography: A presentation by member Gene Eckhardt on using your phone to capture and process images

Contact: Townsend Walton, Chair



Member Sharing Night

Monthly on the Third Tuesday of the Month

Tuesday, **March 19, 2019**

Program: Bring images related to composition

Contact: Pam Hoaglund, Chair



General Meeting

Monthly on the Fourth Tuesday of the Month

Tuesday, **March 26, 2019**

Program: TBD

Contact: Bruce Livingston, Chair



Koffee Klatch Meet up, Every Other Wednesday Morning from 9am to 11am

Panera's Bakery, 2525 Capitol Mall Drive SW, Westside of Olympia

Open discussion about photography and other topics of interest

Contact: Linda Foss, Chair



Executive Committee

President

Meredith Rafferty

Vice President

Bruce Livingston

Secretary

Tammy Mandeville

Treasurer

John Damitio

Immediate Past President

Scott Wood

Newsletter Editor

Pam Hoaglund

Associate Memberships



NORTHWEST
Council of Camera Clubs



Committee Chairs

Community Liaison

Bruce Livingston

Equipment Custodian

Rosalind Philips

NWCCC Traveling Prints

Kim Buechel

Field Trip Coordinator

Judy Mason

Membership

Colleen Easley

Practical Photography

Townsend Walton

Member Sharing Night

Pam Hoaglund

Newsletter Editor

Pam Hoaglund

PSA Representative

Pam Hoaglund

Thurston County Fair

Colleen and Dale Easley

NPPNW Liaison

Colleen Easley

NWCCC Liaison

Frank Townsend

Scavenger Hunt

Rosalind Philips

Webmaster

Colleen Easley

Social Committee

Linda Pardee

Olympia Camera Club
P.O. Box 13333
Olympia, WA 98508-3333