



# Shutterbug Times

Official Newsletter of the Olympia Camera Club

Olympia, WA

Established in 1935

May 2020

[www.olympiacameraclub.org](http://www.olympiacameraclub.org)

Volume 85, Issue 5

Find us on Facebook: [www.facebook.com/groups/OlympiaCameraClub](https://www.facebook.com/groups/OlympiaCameraClub)

## Spring Hearts



*Meredith Rafferty*

**In this issue:**

**President's Corner p. 2**  
**Editor's Note p. 2**  
**Monthly Meeting Topics p. 3**  
**Annual Banquet p. 4**  
**Favorite Images Show p. 4**  
**Thurston Co. Fair p. 4**  
**Virtual Field Trip Schedule p. 5**  
**Watermarking Images p. 6**  
**Photography Tip p. 6**  
**PSA Photo Festival p. 7**  
**Interclub Results p. 7**  
**Mt Rainier VFT p. 8 - 12**  
**Photo Fun p. 13 - 14**  
**Staying Home p. 14**  
**Website Update p. 15**  
**Membership Report p. 15**  
**Phone - Time Lapse p. 15 - 16**  
**Ocean Live p. 16**  
**Chase The Light p. 16**  
**Board Mtg Minutes p. 17 - 18**  
**Photo Quote p. 18**  
**Member Galleries p. 19 - 20**  
**Kenmore Gallery Update p. 21**  
**PSA p. 22**  
**Dates to Remember p. 22**  
**How to Submit to Newsletter p. 22**  
**Upcoming Meetings p. 23**  
**Executive Committee p. 24**  
**Committee Contacts p. 24**

**President's Corner -**

As I'm writing this article for the newsletter, it has been two months since we had a face-to-face meeting, and if you are anything like me, I'm not so sure I like this "new normal". I know that, at least for the time being, this is the reality, and I hope that it is only temporary. Fortunately, we have the technology to continue to meet, and for some that live some distance away, our "virtual" meetings have been convenient for them. And as we learn this new-to-us technology of teleconferencing, we'll get more fluent, we'll get the bugs worked out, and we'll have much more "polished" presentations for each of our meetings. So, if you have been a little frustrated with our meetings, hang in there, we will work things out together.

Some of the latest updates as things have been changing pretty rapidly:

The Thurston County Fair Board met on Wednesday, May 6, and is making their recommendation to the Thurston County Commissioners to cancel the fair this year.

Some of the State Parks and State Public Lands have been recently opened for day use. Check their websites for the most up to date information.

We (Olympia Camera Club) will be holding our traditional Annual Banquet on GoToMeeting on June 23, 2020.



This meeting will feature the annual Election of Officers and a slide show of images that you submit for the meeting (see details in the article on the Annual Meeting in this newsletter).

The Camera Club will continue to hold meetings each 2nd, 3rd and 4th Tuesday of the month through the summer, rather than taking the summer off, as has been the tradition.

I encourage each of you to join the Tuesday "virtual" meetings, and if you have suggestions for topics that you would like us to cover, please contact me or any of our Board Members through the contact information on the Club Website. In the meantime, stay home, stay safe, stay healthy and stay engaged.

Bruce Livingston

**Editor's Note:**

I would like to thank everyone who submitted images for the first Virtual Field Trip to Mt Rainier. I received more images than I could use but trust me I don't throw out any images I receive. They go into a folder to be used in a future newsletter.

I am also grateful to club members for being flexible and getting involved in the Virtual Meetings on GoToMeeting. If you have not joined one of these meetings you are missing out on a great opportunity.



## Monthly Meetings

**During the COVID-19 Pandemic  
All club meetings are virtual, taking place  
using the app “GoToMeeting”**

**Please join “My Meeting” from your computer, tablet or smartphone**

If you have misplaced the link to the virtual meeting, it is available in the “Members Only” area on the Club website

**New to GoToMeeting? Get the app now and be ready when your first meeting starts:**

<https://global.gotomeeting.com/install/326734229>

## Practical Photography

**May 12, 2020**

**7-9 pm**

A month at home and more to come. I hope everyone who has not had to work has found some way to occupy their time. With that in mind, improving your editing skills may be just the thing. This month the topic will be a “how to” on focus stacking. I will take you through the process of getting the right shots and putting them together in photoshop and Bruce will do the same in On1. I am not normally a fan of heavy photo manipulation but am fine with any process that allows the picture to look more like you saw it. Focus stacking falls into that category, is relatively simple and is something you should be familiar with. Hope to see you on the small screen.



*Ed Tromble, Coordinator*

## Member Sharing Night

**May 19, 2020**

**7-9pm**

For Member Sharing we will be doing some more image critiques plus sharing. I would like each of you who want to participate to put three images in a folder. One image will be for critique and can be one you took at anytime in the past. The other two images should be ones you have taken this year (Jan – May). Please size your images to 2048 pixels on the long side. Put your full name on the folder, go to Drop Box, inside Drop Box open the **Member Sharing** folder and inside that folder put your images in the **Member Sharing Night** folder. Your images must be in Drop Box Not Later Than the Monday evening **prior** to the meeting. You will also need to have a microphone so you can communicate with everyone in the meeting.

*Pam Hoaglund, Coordinator*

## General Meeting

**May 26, 2020**

**7-9pm**

For May's General meeting, we will have Steve Ball presenting. Steve will be talking about getting the best out of your camera, whatever camera you may be using. We have had Steve present in the past with his wonderful bird photography. Steve is a representative for Olympus Cameras. I encourage the membership to come aboard on our virtual meetings and enjoy an evening with fellow club members. If you haven't tried out the link for the “GoToMeeting” you should. The link can be found on the Olympia Camera Club web page. Go to the “members only” tab, log in and then go to the tab “Teleconference Link” and click on it. When the website opens click on “Join My Meeting”. I'm looking forward to seeing you there.

*Townsend Walton, Coordinator*

## Olympia Camera Club 2020 Annual Banquet

This year, the Olympia Camera Club's Annual Banquet will be held at my home, and your home. The situation with the COVID19 pandemic forces us to insure that we keep our "Social Distance" and protect our members. However; that does not mean we can't have a great time, so in keeping with our Club's tradition, the Annual Banquet will go on as planned on Tuesday, June 23rd, "virtually". We will all meet on GoToMeeting at 6:00 pm (the portal will be open 30 minutes prior to allow everyone to enter the meeting). We plan on having a fun-packed evening with a short Business Meeting to elect Officers for the upcoming year, and a slide-show comprised of YOUR favorite images from the past year. Rosalind Philips will be assembling the slide show and the guidelines for when and how to submit your images are outlined below.

### The 2020 Annual Scavenger Hunt/Favorite Images

Due to the Governor's stay at home order; we are going to try something different with our annual slide show of member images. We will not do a scavenger hunt and will just do favorite best images.

### 2020 Olympia Camera Club Official Scavenger Hunt Rules

Submit 5 of your favorite/best images taken between 6/1/2019 and 6/9/2020. You may do as much processing as you like on the images.

Rules:

1. All images must be JPEGs (.jpg) – no RAW or TIFF images.
2. The images must be between 1024 and 2048 pixels on the long side. The resolution should not exceed 72 dpi.
3. Favorite/Best of 2019-20 images. Name your images as Bxx\_Name\_ImageName.jpg.
  - a. B means Favorite/Best of 2019-20, xx is the number of the image, Name is your name and ImageName is the name of the image. For example, the third image I submit would be named, B03\_RosalindPhilips\_BergyBit.jpg.
  - b. Please include a self Identification Image as your 6<sup>th</sup> image.

4. Please put your images in the Images for Annual Meeting folder inside the OCC Member Sharing folder on Dropbox.
5. Images are due no later than midnight on June 9, 2020.

We will view the slide show at the GoToMeeting Annual Meeting on June 23rd. Please contact Rosalind at [RosalindPhilips@comcast.net](mailto:RosalindPhilips@comcast.net) or at 360-790-2814 with any questions.

## 2020 Thurston County Fair - Canceled

*by Dale Easley*

I attended the virtual monthly board meeting of the Thurston County Fair on Wednesday, May 6. There was much discussion as to whether we'd be able to hold a fair this year because of Covid-19. It was concluded that the Fair Board will make the recommendation to the County Commissioners that the 2020 Fair should canceled. Regardless of how the County Commissioners ultimately decide, the Olympia Camera Club Board already has decided that even if there is a 2020 Fair, we will not participate as a club to produce the Open Class Photography Exhibit. This project requires a minimum of 40 of our members to take in the photos, judge them, and then hang them, as well as staffing a desk during fair hours. The OCC Board unanimously agreed that it would be impossible to maintain proper social distancing and sanitary conditions to make this a safe endeavor for our members. We'll miss the great exhibit and the fun we've had producing it in the past, but look forward to participating next year under safer conditions.





## Olympia Camera Club Virtual Field Trip Schedule

by Cynthia Whelan

For the foreseeable future, OCC will not be gathering for field trips. But, we want to continue to share our collective love for photography by gathering our photographs from our previous experiences and showcasing them in the OCC Newsletter.

You can join us by reviewing your existing photographs for: the Columbia River Gorge, the Palouse, the Olympic Peninsula, and the City of Olympia. Virtual Field trips will be featured in the OCC Newsletter with one exception. The Palouse will be a Member Sharing/Virtual Field Trip at a GoToMeeting on June 30, 2020.

All Virtual Field Trip photograph due dates will be posted on the OCC Member Calendar.

Please size your images to 2048 pixels on the long side. Put a watermark on the image and title each image. Example for title: Milky Way over Mt Rainier\_Pam Hoaglund. Please send the images as an attachment to an email to [newsletter@olympiacamclub.org](mailto:newsletter@olympiacamclub.org) by the newsletter due date.

**Here is the virtual field trip schedule for 2020:**

### June 4, 2020 Columbia River Gorge

Think about places you have visited and photographed on both the WA and OR sides of the river. Your images must have been taken along the gorge. You will receive an email on May 28 with all the details to submit your images for this virtual field trip.



### June 30, 2020 - 7:00 - 9:00 pm, GoToMeeting Virtual Field Trip to "The Palouse".

The Palouse virtual field trip will be a presentation on GoToMeeting. On June 8 we will send you an email with the details for submitting your images taken in the Palouse. The Palouse is a specific area in SE WA and known to be a photographer's paradise.

The link for GoToMeeting can be found on the Olympia Camera Club web page. Go to the "members only" tab, log in and then go to the tab

"Teleconference Link"

and click on it. When the website opens click on "Join My Meeting".



### July 9, 2020 – Olympic Peninsula (Hwy 101 loop)

This virtual field trip will encompass a large area as we will accept images taken anywhere along Hwy 101 on the Olympic Peninsula. This will include places like Port Townsend, Fort Worden, Hurricane Ridge, Deer Park, the ocean beaches, the Hoh Rain Forest, etc. You will receive an email on July 2 with all the details for submitting your images.



### August 6, 2020 City of Olympia

This virtual field trip will have you show the various photographic sites in and around the City of Olympia. You will receive an email on July 30 with all the details for submitting your images.



## Watermarking Images with Your Signature in On1

by Rosalind Philips

This article shows how to create a watermark from your signature in On1. These steps can be followed in any photo editing program that allows you to crop a file and save that file as a PNG file.

### Step 1 – Create a signature file.

1. Sign your name using a black magic marker, such as a Sharpie, on a bright white piece of paper.
2. Lay the piece of paper flat in even lighting. Try not to have shadows over the signature. Daylight is the best type of lighting to use.
3. Photograph your signature using either your phone or your camera. Try and keep the phone or camera parallel to the plane of the paper.
4. Transfer the signature image to your computer as a jpeg or raw file.

### Step 2 – Preparing the watermark

1. Open the signature file in On1.
2. Crop the image so that there is not so much white space.
3. Play with your highlight, shadows and midtone sliders so the paper is pure white and the signature is pure black.
4. Click on the layers icon.
5. Click on the luminosity icon and invert the image.
6. Export the image as a PNG file.

### Step 3 – Using the watermark.

1. Open the image you want to watermark.
2. Click the layers icon. Then click the + sign.
3. The “Add Layer from File” dialog box appears.
4. Navigate to your signature PNG file and click “Apply as Layer”.
5. Click on the transform icon.
6. Click on the signature file and move it into position.
7. Click on Local and then on the gear. The blending modes appear.
8. Select multiply or darken and you will see that the background disappears and just your signature appears.

### Resources:

On1: <https://nicolesyblog.com/2019/05/08/watermark/>

Photoshop: <https://photoshopcafe.com/turn-signature-watermark-photoshop-tutorial/>

Luminar: <https://www.scottdavenportphoto.com/blog/how-to-add-a-watermark-in-luminar>

## Photography Tips (no Tricks)

by Bruce Livingston

I have been photographing wildlife (mostly) since migrating from the film days to digital, and I've owned several types of camouflage coverings for my “wildlife lenses”. I won't name the brands, but they are brands that almost everyone has heard of, and a couple that were ordered from Europe - not widely known here in the States. Probably the best (and worst) feature about them was they were neoprene, which should help keep the lens “warm” in cold weather, and offer some protection from bumps and bruises. The thing that I disliked about them was that storing the lens in my backpack, the coverings would shift around, and they started to fray. Also, getting the lens into (and out of) the backpack between the dividers was the sticking point. So, one day as I was photographing down at Nisqually NWR, I happened upon Al Burford, and he asked me about camouflage coverings for lenses. He had not been very happy with what he had found either; so....it caused me to do some RESEARCH! First, I asked myself what I wanted the cover to do. For me, I was more interested in CAMOUFLAGE, and to a lesser degree, waterproof protection and protection from scratches. I wasn't that interested in warmth, as most of the lenses these days are adequately protected from the elements - and besides, I don't photograph in really cold weather.

So, here is what I found. A relatively new company called ALPHAGVRD, ([alphagvrd.com](http://alphagvrd.com)) is making both camera and lens “skins” in a variety of both camouflage and non-camouflage designs. They are made from 3M automotive grade vinyl and are precision cut to match precisely your particular model and brand of camera or lens. I ordered a new camouflage version for my Sony 200-600 f5.6-6.3 lens, and WOW!! I really like it.



If you're in the market for camouflage, or any other design for your lenses or camera, check them out. By the way, Al, if you are reading this, send me an email and let me know how you like them.




**PSA Photo Festival  
Colorado Springs, CO  
September 29 – October 4, 2020  
~~Canceled~~**

It is with thoughtful reluctance and much sadness that the PSA Executive Committee has made a decision to cancel the planned Photo Festival in Colorado Springs in September. This was a very difficult decision to make, knowing that the 2020 Photo Festival is highly valued and anticipated; but paramount to the decision was putting the health, safety, and peace of mind of our membership first. In the absence of a vaccine, our gathering, especially with many members in the high-risk category, would simply be accepting too much risk for all of us. Many other organizations, including the International Federation of Photographic Art (FIAP), have cancelled all their 2020 planned gatherings and events until more is learned about the virus and the pandemic.

Several of you have already registered, we have not billed your credit cards and had planned not to do so before July 1st. The PSA registrations will be cancelled without any fees being incurred and we will take care of that for you. You will need to cancel your hotel reservation and that can be done through the confirmation email you received from the hotel at no charge. Hopefully, a vaccine and mitigation will enable a safe, healthy environment for our Festival in Rapid City, South Dakota in 2021. We look forward to seeing everyone there.

PSA continues to be a leader in the photographic world and this in no means diminishes the service we provide for our members.

J.R. Schnelzer, APSA, EPSA, AFIAP



**PSA PID Interclub Competition  
3rd Round**

Two of our club members received honorable mention for their images in the 3rd round of the Interclub Competition.



**Two Gold Stars and the Youngest on Iwo  
Norm Ott**



**Serving the Colonial Defense  
Gerald Pumphery**

I would like to thank everyone who participated in the Interclub Competition. We had a total of three Honorable Mention Awards this competition year.


## Virtual Field Trip Mt Rainier National Park

This is our first virtual field trip and what better place to visit but Mt Rainier National Park. We are going to travel from the north, south, east and west corners of the park. We are going to experience the park at sunrise and sunset and in spring, summer, fall and winter. We hope you enjoy the trip....

### Mowich Lake in the Northwest corner of the park



### Tipsoo Lake and Sunrise in the Northeast corner of the park





## Virtual Field Trip Mt Rainier National Park Continued

### Stevens Canyon area in the Southeast corner of the park



### Nisqually Entrance to Paradise in the Southwest corner of the park



### Paradise and the surrounding area





## Virtual Field Trip Mt Rainier National Park Continued

### Paradise area continued



### Fall and winter in the park



## Virtual Field Trip Mt Rainier National Park Continued

### The view in the park at night





## Virtual Field Trip Mt Rainier National Park Continued

### Flora and fauna of the park





## This Month's Photo Fun Ideas:

*Submitted by Susan Bradley*

I need goals to get me trying something new, otherwise I tend to stick with the tried and true. Most of these challenges have been going on for a while, but you can either join in from now on or backtrack and do them all. Below you will see links with descriptions of what type of challenge it is:

Mike Brown has many, many videos that can help you learn and now he has a weekly challenge to keep us busy. <https://www.youtube.com/watch?v=0ZfkSo2hEkk>

Joe Edelman also has many videos that can help you tune your photography skills and he has a fun and funny set of challenges. [https://www.youtube.com/watch?v=R5fc7qgUwdA&list=PLrWz6AWzo-mlDr7O\\_3U4eYHz-YJR7gg24&index=13](https://www.youtube.com/watch?v=R5fc7qgUwdA&list=PLrWz6AWzo-mlDr7O_3U4eYHz-YJR7gg24&index=13)

Ted Forbes has done challenges over the years. This year his challenge is to learn by trying to copy master photographers. [https://www.youtube.com/watch?v=CJafQpGADjg&list=PLGEE7pGLuppTpY8hu9Xn5Owy3vxs\\_lflo&index=2](https://www.youtube.com/watch?v=CJafQpGADjg&list=PLGEE7pGLuppTpY8hu9Xn5Owy3vxs_lflo&index=2)

There are many other challenges going on that don't have videos but would still be fun to join. Below is the link to the one I am doing which is a different word each week.

<https://52frames.com/>

### Photo ideas at home

Take a look at all of Gavin Hoey's playlists and you will find many fun things to try. He just recently put out a video that I tried and had a lot of fun with over on the Adorama site.

<https://www.youtube.com/user/PhotoGavin/playlists>  
<https://www.gavtrain.com/?p=6883>  
<https://www.youtube.com/watch?v=xKp8YO2DkwA&t=352s>



Ray Scott has many great learning videos and he leans a little toward abstract images (which can be a lot of fun).

<https://www.youtube.com/watch?v=kgIQOVzkpgI&list=PL-zXnUNhQCBtHwaaQjnExkn63M5Fg1x1B>

*Learn My Shot* is hosted by two photographers, Robert Grant and Sasha Gitin, and they walk you through some fun photography ideas. <https://www.youtube.com/watch?v=mLoocJ8dMk>

Samuel Bassett tries some funny stuff and usually with things you can find at home. He might need to lower his caffeine intake before doing a video but still his videos are full of fun. <https://www.youtube.com/watch?v=pLw7apru9mc>

### Take this time to tune your product photography

Would you like to make photography your business or even just a paid side job? I have a few links below to help you practice this at home so that you can build a professional portfolio.

Skyler Burt has a lot of great food photography ideas including "exploding" food. [https://www.youtube.com/watch?v=97S4N\\_wUMns&t=201s](https://www.youtube.com/watch?v=97S4N_wUMns&t=201s)



The Fstoppers site has some great information and if you look back through their playlist you will find many that will help you get those great looking product shots. <https://www.youtube.com/watch?v=mQjX4UFT3OA>



(Continued from page 13)

## Ideas of new things to try

How about moving on to stop motion photography? It will be a bit of work but what a fun way to make a video wishing someone a happy birthday or announce a special moment.

<https://www.youtube.com/watch?v=T4F1enPlclw>

You can try tuning up your photoshop skills with composite photography tricks. I think this would work on other photo editing software but I haven't tried it yet. [https://www.youtube.com/watch?v=43VfSHBS\\_2c](https://www.youtube.com/watch?v=43VfSHBS_2c)

You can learn how to float or fly yourself or someone else with these tips. <https://www.youtube.com/watch?v=0okrNXWr5hw>  
<https://www.youtube.com/watch?v=Nz6OIVL3aAg>



## How Do You Spend Your Time During The COVID Stay At Home Order?

by David Frinell

Do you enjoy time viewing other photographer's "works of art"?

Nothing is preventing me from the enjoyment of photography. I am spending quite a bit of time viewing photography groups' pictures on Facebook. What I like to do, is see what immediately strikes me to stop and view a photograph. I then begin to look closely at the photograph, to see the many aspects that make this photograph so interesting. There are many great photographs and some I don't care for as much, but each has something to tell me. What is it that gave me that thought and would I have taken and/or edited the photograph in a similar way. And if I really enjoyed a photograph, I am happy to "Like" the picture to say to the photographer, "Well Done". Here is a list of the Facebook groups that I am following. Do you have any photography groups to suggest that aren't on my list?

NOTE: Facebook's policy is to eliminate or modify the depiction of "nude" photographs. Please remember that I am not the administrator to the groups I have listed and "Do Not Control the content of the groups or photographs". Of course some groups I enjoy more than others, but I will let you determine those for yourselves.....

General photography groups I enjoy viewing:

Olympia Camera Club Facebook Group and on members' OCC websites.

Pacific Northwest Photography

PNW Photography

NWPhotographers

World's Best Photographers

Creative Photography

Black and White Photography (BWP)

Off Camera Flash Community

Strobist

I really enjoy street photography here:

Street Photography Henri Cartier-Bresson

Inspired Gallery

World Street Photography

Urban Street Photography

Storytelling and Street Photography

Street Photography in the World

I enjoy portrait photography here:

The Art of Portrait Photography

Portraits

Location Portrait Lighting

Candid Street Portrait





## Let's Refresh Our Website

*by Colleen Easley*

Please help me bring a fresh look to our Club's website. I'd like to collect some different images for the header of our site. For years we've used the same image of the Port of Olympia and I think it needs something new.

We have an option to put a rotating header into our template so that that a random image shows up each time a page is loaded. To do this I'm asking members to send me images that in some way represent our area. Images must be 1260 px wide by 240 px high. I will need to place our club's logo on the image either on the left or right side, so keep that in mind when choosing your images. Take a look at the site to see how the logo looks on the current image. [www.olympiacameraclub.org](http://www.olympiacameraclub.org)

In keeping with the Olympia theme, I am looking for images of places like the Capitol Campus, the Waterfront, the Farmer's Market, Nisqually Wildlife Refuge, and Tumwater Falls. I'm sure there are other iconic sites that I'm forgetting, so use your imagination. I would like the images to be recognizable as being in and around the Olympia area. Please send your images to [ceasley@me.com](mailto:ceasley@me.com)

## Membership Report

*by Colleen Easley*

We now have 149 members. One new member and two late renewals were added for the month of April. Please welcome our new member:

Jeanette Brooks-Milano



Welcome!

We are glad you are here!

## Camera Phone Photos - Going beyond the Basics

*by Nancy Nelson*

One of our main sources of adventures and friends down here in Costa Rica is the Birding Club. During the corona virus stay home/stay safe era, all of our outings have been canceled. The Club has come up with weekly things to do at home to keep us engaged. One, called "From My Window" was based on an episode from the life of Camille Pissarro, the French impressionist artist. From 1900 until 1903 he needed to stay inside his apartment for health reasons. In his confinement, he painted a series of cityscapes, recording the river, the people - life from his view out his apartment window. We were each challenged to: "think about creativity and the world you can see outside your window! We'll all be telling tales of these days for years to come. You are invited to express your feelings, your world as defined by our current situation through your eyes. It can be a photo, a phone photo, it can involve birds, or not. BTW, Pissarro died in his apartment...."

This challenge came on the heels of Cynthia Whelan's presentation of phone photos from her trip to Italy. I put the two together and decided to try a sunset time lapse photo using my phone. I've uploaded the final result to Dropbox/ OCC Member Sharing/ Member Sharing Night folder; you can access it there or use [this link](#).

Here's a few lessons learned:

Clean the lens

Make sure the phone battery is fully charged.

Find a stable way to mount your phone. I have an adapter that fits my regular camera tripod, some people use tiny tripods, and others just prop it up on books. If there is apt to be a wind, you might need to hang a weight from the center of your tripod.

Check to see if there is a way you can do a time delay start; just as with your regular camera this will reduce any jiggling from activating the shutter.

Choose a composition that you think will include the place the sun actually sets, as well as some interesting framing - branches, a mountain, etc. I usually take one or two single shots, look at the results, and adjust my phone accordingly. To save battery power the screen dims a minute into the process, so make sure you start with the composition you want.

*(Continued on page 16)*

(Continued from page 15)

My phone came with a recommended setting for sunsets: 120x, which translates to one shot every two minutes. It does not have a pre-determined ending time, I simply chose to wait until all possibility of light had ended, which was just under an hour. Sunsets last longer in the Olympia area than they do here at 10 degrees north, so just keep an eye on it. And remember that even after the sun itself has dropped below the horizon there can still be some spectacular color that develops later.

Some years ago I tried doing something like this with my regular camera. Capturing the images was easy enough, but the hoops involved in putting them together into a video were just too onerous for me to jump through. With my phone, the internal software just does its magic and voila, within a second or two of finishing, I have a video!

For my first try I put a palm tree in the composition, to give it a tropical feel. Shortly after starting the half hour process a very strong wind came up. The thrashing of palm fronds gave the whole thing a rather seasick feeling - not the calming influence on the viewer I was aiming for.

Where we live there is just no way to know if a sunset is going to be colorful or not. Some clouds are needed to reflect color, but too many and the sky just stays gray. Bad news is I only get one try a day; good news is it doesn't cost anything to try.

My phone is a Google Pixel 3XL. Your phone may or may not have time lapse built in like mine does, but I'm sure there are apps available to download and make it happen. When I looked at built-in options mine also has a Night Sight/ Astronomy setting, as well as Photo Sphere, Slow Motion and Playground. I encourage you to take a look and see what your phone offers, and play around with it. I look forward to hearing about your experiences.

## Ocean Geographic Live

Ernie Brooks has been referred to as the Ansel Adams of underwater photography. He has collaborated with Jacques Cousteau, published several books, (he presented a signed copy of *Silver Seas A Retrospective* to the Olympia Camera Club after a presentation he made to the Club in 2005). Ernie lives here in Olympia at Panorama and just recently gave an interview to Ocean Geographic Live. If you would like to know more about Ernie, the interview is available on YouTube at the following link:

[https://www.youtube.com/watch?v=rCQnspp0wPc&feature=youtu.be&fbclid=IwAR1KLCNc6oVfvF8lNygf3WVfFLJbzZNqHlhcK8aWnDMuvMCb\\_aOOabRt69o](https://www.youtube.com/watch?v=rCQnspp0wPc&feature=youtu.be&fbclid=IwAR1KLCNc6oVfvF8lNygf3WVfFLJbzZNqHlhcK8aWnDMuvMCb_aOOabRt69o)

## Chase The Light

"Chase The Light" is a global weekend of photographic exploration that culminates in a virtual pop-up exhibition and fundraiser! Join us for a weekend of photographic exploration June 13-14. Every single participant who submits their photographs from their adventures will have one photograph selected for inclusion in a pop-up exhibition and fundraiser on June 20. By participating in this community event you're dedicating time to your creative practice, connecting with artists around the world, having work in an exhibition, and supporting your home for photography—who could say no to that?!

All are welcome—anyone, anywhere, and with any camera!

<https://www.pcnwchasethelight.org>



## Olympia Camera Club Business Meeting Draft May 5, 2020, 6:30pm to 8:30pm GoToMeeting

### Officers and Members Present

Bruce Livingston, Townsend Walton, John Damitio, Tammy Mandeville, Pam Hoaglund, Ed Tromble, Rosalind Philips, Colleen Easley, Dale Easley, Frank Townsend, Linda Pardee, Susan Bradley, Cynthia Whelan, Gene Pardee and Dennis Plank.

The meeting was called to order by President Bruce Livingston at 6:30pm with a quorum present.

### Approval of April's Minutes

The minutes of the April 7, 2020 Business Meeting were approved by unanimous consent.

### Treasurer's Report

The Treasurer's report was read by John Damitio and is on file at the OCC Dropbox.

Treasurer's Report May 5, 2020	
April 1 - April 30, 2020	
WSECU Checking	
Starting Balance (4/1/20)	\$2,662.21
DEPOSITS	
Income - 2020 Dues	132.72
Total Deposits	132.72
EXPENSES	
Technology - Adobe Subscription	10.93
Total Expenses	10.93
Ending Balance (3/31/20)	\$2,784.00
WSECU Savings	
Starting Balance (4/1/20)	\$3,401.47
Dividend Interest	0.70
Ending Balance (4/30/20)	\$3,402.17
PayPal Balance	\$ -
Total Balance	\$6,186.17

### Old Business-COVID-19 Update

Due to COVID-19, we will be using the GotoMeeting platform for the foreseeable future. Rosalind Philips wants to remind members to wash their hands, wear masks, and practice social distancing. Bruce Livingston reported that our Governor has extended the stay at home order until the end of the month with a four phase plan to re-open the state. Most State Parks and DNR lands have opened.

### Committee Reports:

#### Equipment/Teleconferencing

Rosalind Philips reported that Teleconferencing for our meetings is going really well. No report for Equipment.

### Membership

Colleen Easley reported that we have three new members, (two were renewals) for a total of 149 members.

### President's Report

Bruce Livingston wanted everyone to know how much he appreciated the Board Members and all the Committee Members for their hard work in keeping the club going in the past year. He also wanted to thank Rosalind Philips for getting us hooked up virtually with GoToMeeting which helps keep our meetings going for our members.

### Community Liaison

Bruce Livingston received a few emails about learning opportunities. One email was from Ashley Mouldon, Outreach and Development Associate at Photographic Center NW about a 48 hour Photo Shoot June 13-14 called "Chase The Light". More information can be found at PNCWChasetheLight.org. Bruce Livingston moved that we put together a very short article and put it in the Newsletter. There were no objections.

Bruce also received an email from OCC club member Sylvia Cornette and the Panorama Photography group that there is a YouTube interview of Ernie Brooks who is known as the Ansel Adams of Underwater Photography. Bruce will post it on our Website.

### General Meeting

Townsend Walton reported that at our May General Meeting we will have Steve Ball speak about camera settings and how to get the best photos with your camera.

### Practical Photography

Ed Tromble will have a presentation on Focus Stacking.

### Member Sharing

Pam Hoaglund will be having members share three images. One photo for critiquing (can be taken anytime) and two photos taken since January.

### Social Chair

Bruce Livingston reported that our Annual Banquet this year will be a virtual potluck. During the Banquet we will be having Election of Officers and a slideshow of member's photos. Images must be submitted no later than June 9.

### Newsletter

Pam Hoaglund discussed the Virtual Field Trip to Mt. Rainier for the Newsletter. Photos can also be put on the OCC Flickr Group set up for the "Virtual Field Trip". Pam also noted the articles received and the articles that she needs.



(Continued from page 17)

### **Webmaster**

Colleen Easley is keeping the Webpage updated and is hoping to fill in the TBAs soon on the Homepage. Colleen has created a Flickr Gallery link for the Virtual Field Trip to Mt. Rainier.

### **Thurston County Fair**

Colleen Easley led a discussion on our club participating in the Thurston County Fair. Townsend Walton made a motion that we do not participate in the Thurston County Fair this year. Linda Pardee seconded the motion. A discussion ensued. The motion was approved by unanimous consent.

### **Field Trips**

Cynthia Whelan and Susan Bradley led a discussion on Virtual Field Trips. June's Virtual Field Trip will be held on GoToMeeting on Tuesday June 30. The field trip topic/location will be the Palouse.

### **NWCCC Gallery at Kenmore Camera**

Frank Townsend will be attending an online NWCCC Board Meeting on Saturday, May 9, 2020. No decision has been made yet on whether the Kenmore Gallery will be open.

### **NWCCC Traveling Prints**

No report.

### **NPPNW**

Townsend Walton reported that no decision has been made on the November Conference. An online Conference is being discussed.

### **PSA**

Pam Hoaglund has the results of the PSA Interclub Competition round three. Two members have received Honorable Mention. The PSA Photo Festival in Colorado has been canceled.

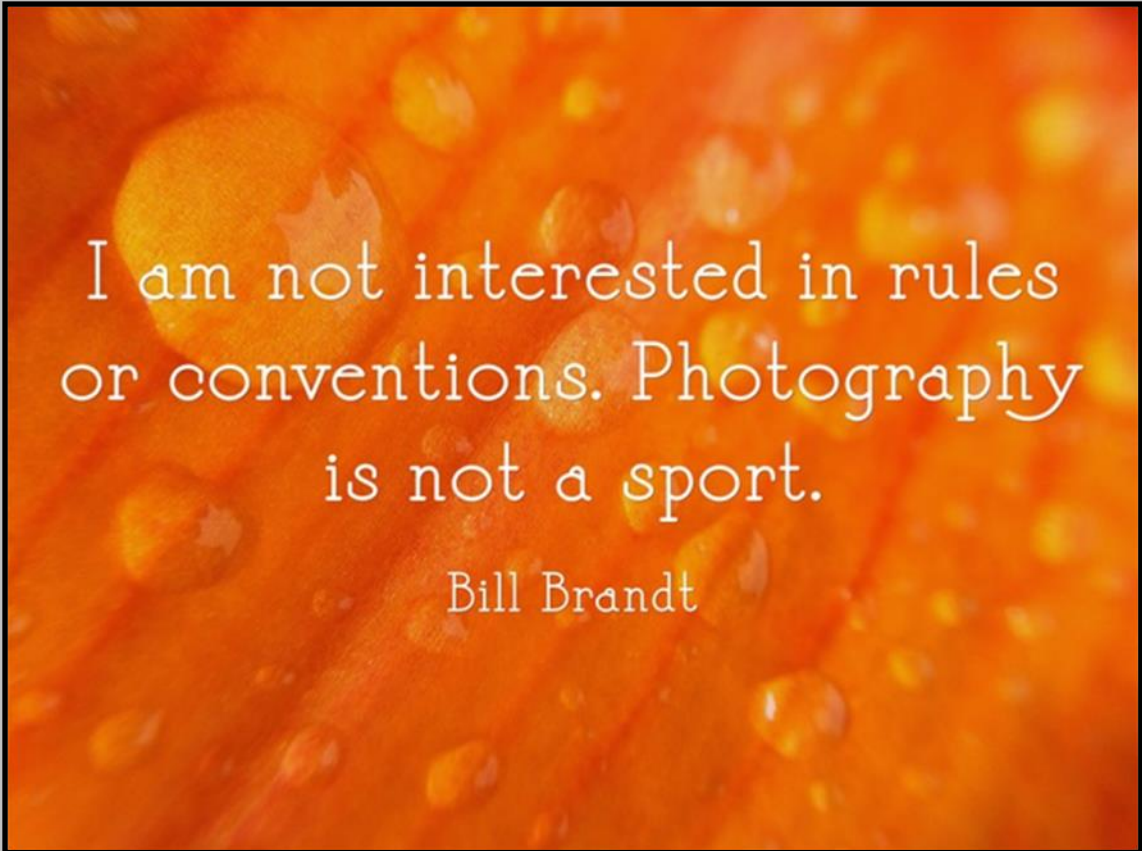
### **New Business:**

Bruce Livingston reported that he has downloaded 17 class sessions from Portland Photographer Hudson Henry on Composition. Bruce also purchased a Creative Live class featuring Art Wolfe. Both can be utilized for class sessions in the coming year.

### **Adjournment**

Adjournment was approved by unanimous consent.

*Submitted by Tammy Mandeville, Secretary*



I am not interested in rules  
or conventions. Photography  
is not a sport.

Bill Brandt

Member Gallery





## Member Gallery





## Kenmore Camera Photo Gallery Update

by Frank Townsend

Because several of our members have expressed interest in participating in the Northwest Council of Camera Clubs' **PHOTO GALLERY** at the Kenmore Camera Store our board voted to notify NWCCC that we would participate. The show will be in September and October of 2020. Here are the details:

**Deadline for OCC members to RSVP to participate is March 27.** We notify NWCCC at their March 7 board meeting that the Olympia Camera club will participate in the gallery.

**Each club is asked to submit (1) photo and have in reserve (1) other photo if needed.** The gallery holds up to 22 photos, so if any club does not RSVP by April 1, some clubs may be asked to submit two photos. If more than one member submits an image to OCC we will use some method to determine 1<sup>st</sup>, 2<sup>nd</sup>, 3<sup>rd</sup> and so on.

**Theme:** The store owner is requesting original photos of the Pacific Northwest that are landscapes, wildlife, sports, scenic, or shapes and/or patterns found in nature. No "Altered Reality" or "Creative" images that have been created or heavily manipulated in a computer. No nudes.

**Orientation:** A portrait or landscape orientation is fine.

**Each club or photographer is responsible for the costs** of matting and framing the photo(s). **Mats**

**must be WHITE (any shade) and frames must be BLACK.** No brown wood grain, gold, silver, or any other color than black frames.

**Size** – no smaller than 12 x18 or larger than 20x24. This measurement is the **INSIDE** of the frame, i.e. the outside edge of the mat. Rectangles and squares are fine.

**Wired** – the frame must be wired on the back. See attached photo. Images that are not framed or wired correctly will not be in the gallery.

**Sales:** Each photo needs the following information. Title, Maker's name, Club Name, photographer's email, phone and (optional) price. Prospective buyers will need to contact the maker directly. Kenmore Camera will not facilitate any sales.

**Deadline to submit framed photos:** Members who want to participate must bring their print to the May Member Sharing meeting, **May 19**. Images do not have to be matted or framed at this time. Images selected to go forward can then be matted and framed. Frank Townsend will insure prints are forwarded to NWCCC **by July 15, 2020**.

**Please deliver photo labeled in the upper right corner with Title, Name of Maker, Club name, maker's email and phone number and (optional) price.** Photos without this information will not be in the gallery and can't be sold.



© 2016 Pam Hoaglund

## Photographic Society of America (PSA)

PSA is a worldwide organization for anyone with an interest in photography. Founded in 1934, the Society is for casual shutterbugs, serious amateurs, and professional photographers.


Individual digital membership is \$45 a year.

Membership offers a wide variety of services and activities:

1. Monthly Journal
2. Online photo galleries
3. Image evaluation
4. Study groups and courses
5. Competitions
6. Annual Conference
7. Discounts on photography-related products/services
8. PSA travel aide

For a complete overview of membership benefits go to

[www.psa-photo.org](http://www.psa-photo.org)



### Dates to Remember

**All club meetings will be virtual on “GoToMeeting”**

**12 May Practical Photography**

**19 May Member Sharing**

**26 May General Meeting**

**2 June Board Meeting**

**9 June Practical Photography**

**16 June Member Sharing Night**

**23 June Virtual Annual Banquet & Election of Officers**

**30 June Virtual Field Trip to The Palouse**

### Sizing Images for Newsletter

**Format: jpeg, max quality**

**Dimension: 1024 pix long side**

**Please keep images 3MB or less**

**Please title your image and include your name in title**

**Title\_Your Name**

**Please Watermark your image!**

**All photographs in this newsletter are under copyright protection. They may not be used without permission from the individual photographers.**

**Please submit articles and photographs to:**

**[newsletter@olympiacameraclub.org](mailto:newsletter@olympiacameraclub.org)**

**Deadline for articles and images for the June newsletter is 4 June at midnight.**

## May 2020


### Olympia Camera Club Monthly Meetings

#### Business Meeting

Monthly on the First Tuesday of the Month

Tuesday, **June 2, 2020** from 6:30pm to 8:30pm

Contact: Bruce Livingston, President



#### Practical Photography

Monthly on the Second Tuesday of the Month

Tuesday, **May 12, 2020**

Program: Ed Tromble will present a program on focus stacking

Contact: Ed Tromble, Chair



#### Member Sharing Night

Monthly on the Third Tuesday of the Month

Tuesday, **May 19, 2020**

Program: this month we will critique one of your images and share two others taken in 2020. If you don't want a critique then just submit up to 3 images to share.

Contact: Pam Hoaglund, Chair



#### General Meeting

Monthly on the Fourth Tuesday of the Month

Tuesday, **May 26, 2020**

Program: Steve Bell will present a program on how to get the best images from your camera

Contact: Townsend Walton, Chair



Koffee Klatch Meet up, Every Other Wednesday Morning from 9am to 11am

Panera's Bakery, 2525 Capitol Mall Drive SW, Westside of Olympia

Open discussion about photography and other topics of interest

**Canceled until further notice**





## Executive Committee

### President

Bruce Livingston

### Vice President

Townsend Walton

### Secretary

Tammy Mandeville

### Treasurer

John Damitio

## Associate Memberships



## Committee Chairs

### Community Liaison

Bruce Livingston

### Equipment Custodian

Rosalind Philips

### NWCCC Traveling Print & Open Salon Competitions

Kim Buechel

### Field Trip Coordinator

Susan Bradley/Cynthia Whelan

### Membership

Colleen Easley

### Practical Photography

Ed Tromble

### Member Sharing Night

Pam Hoaglund

### Newsletter Editor

Pam Hoaglund

### PSA Representative & Interclub Competition Coordinator

Pam Hoaglund

### Thurston County Fair

Colleen and Dale Easley

### NPPNW Liaison

Frank Townsend

### NWCCC Liaison

Frank Townsend

### Scavenger Hunt

Rosalind Philips

### Webmaster

Colleen Easley

### Social Committee

Linda Pardee

Olympia Camera Club  
P.O. Box 13333  
Olympia, WA 98508-3333