



Shutterbug Times

Official Newsletter of the Olympia Camera Club

Olympia, WA

Established in 1935

November 2019

www.olympiacameraclub.org

Volume 84, Issue 11

Find us on Facebook: www.facebook.com/groups/OlympiaCameraClub

Lake Bled Slovenia



In this issue:

President's Corner p. 2
 Editor's Note p. 2
 Photography Quote p. 2
 Monthly Meeting Topics p. 3
 Holiday Party p. 4
 Bloedel Reserve FT Report p. 4
 Goat Farm FT Report p. 5
 Photo Fun Events p. 5
 NWCCC Traveling Prints p. 5
 PSA Interclub Round 2 p. 5
 SODO Field Trip p. 6
 2019 Annual Party p. 7
 Future Field Trips Planned p. 8
 Membership Report p. 8
 Membership Dues p. 8
 New Member Profile p. 9
 Member Profile p. 10
 Winterize Your Camera p. 10-11
 12 Word Scavenger Hunt p. 11
 Photo Quote p. 11
 Ridgefield Book Opportunity p. 12
 Help Portrait Magnuson p. 12
 Photo Quote p. 12
 Member Gallery - Bloedel p. 13
 Member Gallery p. 14
 Board Mtg Minutes p. 15-16
 Member Gallery p. 16
 PSA p. 17
 Dates to Remember p. 17
 How to Submit to Newsletter p. 17
 Upcoming Meetings p. 18
 Executive Committee p. 19
 Committee Contacts p. 19

President's Corner -

Is it just my imagination, or does it seem like after Halloween the holiday season seems to just pounce upon us? And so many activities are just waiting in the wings. This weekend (Saturday Nov. 9th) is the Northwest Council of Camera Club's (NWCCC) Convention at the Green River College. Our Practical Photography meeting will be about composition and the Member Sharing night will feature your before and after post-processing images. And this month's General Meeting speaker is Steve Ball, the Olympus Representative for much of the Pacific Northwest and an accomplished photographer specializing in wildlife - especially birds. If you are looking for inspiration or just something to do, there are plenty of activities during November. Check out the Clubs' calendar at olympiacameraclub.org for the latest events and Field Trips.



The Olympia Camera Club's annual Holiday Party is scheduled for December 17th at the Black Lake Grange. More details are posted elsewhere in this newsletter under the Holiday Party, and in the calendar on the Club's website.

I hope you all have a wonderful Thanksgiving and that you can also take some time to.....

Get out and shoot!!

Bruce Livingston

Editor's Note

Please consider sharing articles and images through the monthly newsletter. Send all submissions to: newsletter@olympiacameraclub.org.



Pam Hoaglund, Editor

"If I have any 'message' worth giving to a beginner it is that there are no shortcuts in photography."

- Edward Weston

Monthly Meetings

All meetings are held at

Capital High School, Pod A
2707 Conger Ave NW
Olympia, WA 98502

Practical Photography November 12, 2019 7-9 pm

This month's topic is composition in photography, presented by Gene Pardee. So far this year we have talked a lot about gear and post processing. Both are important and very much worth the time, but the bedrock of the photographic process is, without a doubt, composition. Get it right and you have art, get it wrong and you have a snapshot. So come to the meeting. I know we can all learn something from Gene's presentation.

Ed Tromble, Coordinator

Member Sharing Night November 19, 2019 7-9 pm

This month's meeting will be a follow-up to the October Practical Photography meeting on post processing. Bring two images. For each of the two images bring the RAW image and the same image post processed; so in essence you will bring four images total (two RAW and two post processed). Put your images in a folder with your name on the folder. Save the processed image as a jpeg at 1024-2048 pixels on the long side. Bring your images to the meeting on a jump/thumb drive. I will do some post processing using the new ON1 Photo RAW 2020 program that I have fallen in love with and the results I'm getting.

No processing



Processed



Pam Hoaglund, Coordinator

General Meeting November 26, 2019 7-9 pm

Our scheduled speaker is Steve Ball. Steve is a photo industry veteran and nature/birding photographer based in the Pacific Northwest. Washington is where he has found a serious passion for birding with its diversity of habitats and environments. As a former photojournalist, he has learned to hone his skills and share them with those who love and appreciate photography as he does. Steve strives to share the concepts for capturing better images - easy to understand for beginners through advanced photographers.

Townsend Walton, Coordinator

Annual Holiday Party December 17, 2019 6:00 PM

Black Lake Grange
6011 Black Lake Blvd SW
Olympia, WA

Set up: 5:30 PM and Dinner 6:00 PM

Sign up for your potluck dish here:

<https://signup.com/go/pdseVNj>

It is very important that you signup for the potluck so we know how many to plan for the main dish and number of tables we need to have set up to accomodate everyone. If you do not want to signup through the above link please contact Linda Pardee (contact info below) to let her know what dish you are bringing and how many will be in your party.

Pick out and print one of your favorite images of the past year, put it in a folder, a frame, or any other means of displaying it and we will trade photo's.

We will need 4-6 volunteers to be there at 5:30 to help set up tables and help get ready; we will also need 4-6 volunteers to help clean up and put tables away.

Please call Linda Pardee at 360-918-8037 or e-mail her at Linda@EGP-Photo.com if you have any questions.

We hope to fill the room with Holiday Cheer,
good fellowship and fun.

See you there!



Field Trip Report, Bloedel Reserve October 26, 2019

by Cynthia Whelan

On a clear, sunny and perfect fall day (October 26, 2019) about a dozen OCC members enjoyed the beauty of Bloedel Reserve <https://bloedelreserve.org> on Bainbridge Island. The Reserve was true to its vision statement: "To provide refreshment and tranquility in the presence of natural beauty."

Members strolled the grounds, photographing reflections, pumpkins, mushrooms, ferns, leaves, and the amazing fall foliage. The Super Squash Scavenger Hunt displayed all the colors of the many varieties of squash and pumpkins, all grown on the island.

The West Sound Wildlife Shelter Spooky Walk was sold out, but some members were able to see and photograph shelter animals from a distance.

It was a wonderful day to be on the island. The fall colors were stunning.




More images in Member
Gallery on page 13

Goat Ranch Field Trip Report

by Susan Bradley

There is a 1 in 4 chance that the Thurston County Fair theme animal will be a Billy Goat. So with that in mind I thought we should look into goat ranches in the area for a possible future trip. I contacted Edelweiss Acres (7211 40th Ct NE Olympia WA) and they agreed to let us come and take photos of their goats. Although this was more of a preview trip of the ranch and their goats, I opened it up as a field trip knowing someone might want to come along. Cynthia and I met at the Martin Way Park and Ride and carpooled to the ranch. The owners had worked hard to set up parking areas and placed signs so we would know where to go. After a quick talk about ranch safety and to sanitize our shoes we walked down to meet the girls. The goats are used to being around people and tend to come right up to you. We walked all around taking pictures of them eating and playing. We then walked up the hill to meet the boys - male goats have huge horns. We stayed on the other side of the fence from them. The preview trip was a great chance to see what conditions will be for photography the next time we go. We will be looking to schedule at least one more trip next spring.



© Cynthia A Whelan 2019



© Cynthia A Whelan 2019

Photo Fun Events

Submitted by Susan Bradley

Looking for photo ideas for this month? Search the OCC Club Calendar for Photo Fun Events

This month your options include an event that goes through to the end of December, a weekend of outdoor holiday lights and an indoor rodeo.

We welcome any suggestions for events that could be added to the calendar. If you have an idea, please email either Susan Bradley or Cynthia Whelan (contact info in directory) with as much information as possible. Please try to only send events that are at least two weeks or more away so that we have time to add it. We are also only looking for events on this side of the mountain and between Everett and Portland.

This month's Photo Fun events:

Nov 16 – Clash of the Cowboys Elma WA

Nov 22 through Dec 30 – Enchant Christmas T-Mobile Park Seattle WA

Nov 23 & 24 – Fantasy Lights Walk Spanaway WA

2019-2020 NWCCC Traveling Print Salon Print Submission

Coordinator Kim Buechel

The club has 25 entries for the Traveling Print Competition for this year! For those who have signed up to submit a print, please bring it to one of the next two club meetings; 11/12 or 11/19. If you find that you cannot put in a print for any reason, please let me know a.s.a.p. so I can notify an alternate so they may submit a print. If I have not received your print by the November 19, I will ask the next alternate to turn one in so the club will maintain 25 entries.

Please contact me at 360-280-3602 or through the club email.

PSA Interclub Competition Round 2

Coordinator Pam Hoaglund

I will have the signup sheet for the second round of the PSA Interclub Competition at the Member Sharing meeting on 19 November. If you would like to enter the competition make sure you attend the meeting. The second round deadline for me to submit the images to PSA is February 15, 2020 but I will need the images from those who enter the round by January 31, 2020. Because we only have one club meeting in December plus the holiday party I need to have the entrants identified not later than the Practical Meeting on December 10.

**OCC November Field Trip:
November 16, 2019 10 am to 6 pm
SODO Urban Art and Historic District, South
of Downtown (Seattle)**

Leader Cynthia Whelan

Try something new this month. Take advantage of this opportunity to get into an urban industrial environment and photograph large scale murals, historic buildings, vintage cars, graffiti, trains, urban decay, and urban renewal.

SODO, short for "South of Downtown," is a revitalized industrial district where warehouse lofts mix with start-ups, artists' studios and cutting-edge galleries. A main attraction is CenturyLink Field, home to the city's professional football and soccer teams. The Seattle Mariners baseball team plays at Safeco Field. Craft breweries and distilleries round out the scene, plus pubs and eateries geared to sports fans.

If you would like to carpool, we will meet at 10:00 AM at the Martin Way Park & Ride, (<https://goo.gl/maps/TZ4eRssZMCueoaDQ8>) and drive to the Angle Lake Light Rail Station (2702 S 200th St, SeaTac, WA 98198) and take the Link to the SODO Link Station located at 500 S Lander St, Seattle, WA 98134.

Link is recommended access, but if you wish to drive to the neighborhood there is street parking throughout the area and there is parking at Derby. Map link:

<https://www.google.com/maps/place/Sodo+Link+Station/@47.5803031,-122.329113,17z/data=!3m1!4b1!4m5!3m4!1s0x549040282a2eaaab:0xf80331d5f9dbcf!8m2!3d47.5803031!4d-122.3269243>

This is an urban industrial setting and you should be mindful of your location and your gear. Members should wear sturdy footwear and travel in groups of two or more. This is a good opportunity to travel light and be nimble, maybe with one body and one lens, or practice your phone photography.

There are opportunities for all levels of photography skill with all levels of accessibility. You may walk a little or walk a lot depending on your interest. There are several interesting eateries in the area.

There are no admission fees unless you want a tour of the vintage car collection at *The Shop* in Derby. The tour is \$10. Here is a link. <https://theshopclubs.com/derby/> If members are interested, we will meet at the lounge at Derby at 4:00 to 'chimp' (look at our photos), share photo locations, and talk about the day.

Questions can be directed to Cynthia, and her contact information is available in the directory.



Announcing the 2019 Olympia Camera Club Annual! January 19, 2020

by Frank Townsend

Every year, OCC members get together to assemble a permanent collection of their recent photographic work. We do this by publishing our Annual, a booklet to which we all contribute our photographs. There is a copy of the Annual published for each contributor so each person gets a copy to keep. We have found these books to be excellent keepsakes and inspirations. We will assemble the book at a gathering at the Friendly Village Community Center, accompanied by a "finger food" lunch. We would encourage you to get involved in this enjoyable activity. It provides a good deal of fun, a collection of your colleagues' work and a look at where we all were, photographically, in 2019. The details are as follows:

The Annual

Each Annual is made up of one image from each participating OCC member in good standing. Participation is voluntary, of course. It's nice but not required that the images were created during 2019. Images may be created by any photo process and may be any size from a snapshot to a maximum of 8 1/2 x 11 inches. Each participant provides one page per book so if there were 20 participants, there would be 20 books, each with one page from each participant. Binding costs will be around \$2.50 to \$3.00 per book.

Deadline

Members who wish to participate must declare their interest via e-mail directly to Frank at frank_townsend@comcast.net or verbally at the OCC holiday party on December 17. The end of the holiday party will be the deadline for declaring and we will announce the final count at the end of the party. We will also publish this number to all declared participants.

Publishing Party

The publishing party will be on Sunday, January 19, 2020 at noon at the Friendly Village Community Center, 1111 Archwood Dr, Olympia. This is party time! Each participant brings their favorite snack, providing us with a "finger food" lunch and an excellent opportunity to become acquainted with other members. In the event you are unable to attend, you may deliver your prints to Frank before the party or send them with another member. Please provide the name of the person who will be present to assemble your Annual for you. **Note:** Because we permanently assemble the Annual, all books must contain their complete contents at the party. It is difficult to add or exchange images with those already included in the binder, so a fully completed Annual, ready for binding is

our goal! Please assure that your prints are at the publishing party, ready for assembly on or before the assembly date.

The Prints

Option 1: Mount on Paper Pages

Photos can be mounted on 8 1/2 by 11 pages with titles, etc. The preferred paper is 24 pound bond or similar. Please create your own pages and mount your prints, ready to bind before the party. You may use materials, colors, etc. of your choice. In that way you can control the placement of the print and information you want included on your page. When mounting, allow a 1/2 to 3/4 inch extra margin ("gutter") along the left hand (long) edge of the page for binding. Archival mounting materials are preferred.

Option 2: Prints Done Directly on 8 1/2 x 11 Photo Paper You can bring prints that are done directly on 8 1/2 x 11 photo paper. We will bind these into the books with no need for other materials. When printing, allow a 1/2 to 3/4 inch extra margin ("gutter") along the left hand (long) edge of the page for binding.

Note 1:

Regardless of printing method or binding method, please assure your prints are dry and free of any adhesive residue or substances that would harm other prints in the book.

Note 2:

Please endeavor to get your prints completed well before the party. In years past, last minute print orders from Costco and others have gone awry preventing some folks' images from being included in the book so allow for possible delays and errors in your prints.

Note 3:

Most folks like to place the title and the name of the maker of the images somewhere on the mounting (Option 1) or in the print itself (Option 2).

If you have any questions, please call Frank at (360)705-1349 or email: frank_townsend@comcast.net.



Future Field Trips

by Cynthia Whelan

The OCC Field Trip Committee has been working hard to provide members with an advance schedule of 2019/2020 field trips. These trips will be further described on the OCC Calendar of Events. Please look at it and send any comments or questions to cawhelan@att.net. We can still make changes to this schedule, and we are still looking for leaders for some of these trips. So, if you see a trip that you would like to be the trip leader, please let us know! Some trips have limited availability and some are still in the works. Check out this list, pencil into your calendar, and save the dates.

November

Saturday, November 16, SODO Urban Street Photography, Leader: Cynthia Whelan (On OCC Calendar)

December

December 1- 31, OCC Member Holiday Scavenger Hunt, Leader: Susan Bradley

Friday, December 13, Capital Christmas Building – Christmas lights and interior photography Leader: Cynthia Whelan

Saturday, December 21, Tacoma Solstice Night Shoot, Leader: Pam Hoaglund

January

Saturday/Sunday, January 11/12, Skagit Eagle Trip, Leaders: DJ Mark and Chuck Paeth (On Calendar)

Saturday, January 25, The Center for Natural Lands Management, macro plant photography, Leader: Dennis Plank

February

Saturday, February 15, Ridgefield National Wildlife Refuge – bird photography Leader: Tammy Mandeville

Saturday, February 29, Oak Creek Feeding Area, Leader: Susan Bradley

March

Saturday, March 14, Quinault Nature Trail and Lake, Leader: Cynthia Whelan

Saturday, March TBA, Wolf Haven, Leader Chuck Paeth

April

Saturday, April 11, Crystal Springs Rhododendron Garden Portland – flower and bird photography normally \$5

but free in Feb, 6am-6pm, groups of 15 or more
email Leader: Dennis Plank

Saturday, April 25, Bottle Beach - Shorebirds, Leader: Bruce Livingston

May

May TBD, Hwy 101 loop – beach, ocean, and bird photography Leader: Bill Ballard

May TBD, Tacoma Narrows Park or Titlow Beach tide pool and scenic photography, Leader: Susan Bradley

June

Saturday, June 2, Goat Photography at Edelweiss Acres, Leader: Susan Bradley

June TBD, Chehalis or Baker Train Spotting, Leader: Cynthia Whelan

June TBD, Aberdeen Waterfront and Salt Flats, Leader: TBD

Membership Report

by Colleen Easley

We had three people join our club in October bringing our total membership to 166. Please welcome Ken Haner, Marc Lampson, and Paul Paluskaas.



Welcome!

We are glad you are here!

I also wanted to mention that it's not too early to renew your membership for 2020. The website is now set up to take 2020 renewals as well as new members via PayPal or you can bring your \$25 membership to any of the remaining meetings of 2019. Dues for 2020 are payable by January 31. Please try to pay on time - It makes our bookkeeping a lot easier.



TIME TO RENEW

YOUR MEMBERSHIP DUES!

New Member Profile: Peter K. Perry

What or who brought you to the club?

I brought myself to the club. When we moved to Olympia five years ago, I discovered the club's existence online, but my very busy work schedule has prevented me from becoming involved until now. I have felt the need to get involved in something in the community that isn't related to my profession and what better place than my avocation? So I worked to clear some space in my calendar and started to come to club meetings as often as I can.



How did you get interested in photography?

I first became interested in photography while in college. I bought a Canon TX with a fifty mm lens and I was hooked. I still miss the manual exposure needle and circle of that classic beginner's camera. I took a class in basic photography, built my own darkroom in the closet under the stairs (much to my mother's dismay), and would go out with friends taking photos. I worked my way through college at a small camera store in Southern California (Buena Park Photo) where I fought the regular temptation to reinvest my paychecks in gear. Photography has been my constant companion through life as I have documented our travels and the growth of our family through the years. I was a member of the Oak Creek Canyon camera Club in Sedona, AZ during the six years I lived there.

What kind of photography do you like to do?

I enjoy floral macros and nature landscape photography. Recently I've been playing around with birds in flight images. I do some photography for work-related social media projects. But what I really love to create though are abstracts involving simple shapes, colors and textures arranged in a pleasing way. I find things like raindrops on windows, architectural details, and unique light environments are all great canvases for abstract images. Creating a photograph (as opposed to taking a picture) is for me a spiritual experience that helps connect me to the world and the people in my life.

What equipment is in your camera bag?

Which bag? Like most photographers, I have been searching for the perfect bag and have yet to find it! However, my current favorite holds my Nikon D7500, a Sigma 8-16mm wide zoom, a Tokina 100mm macro, a Nikon 16-80mm normal zoom, a Nikon AF-P 70-300mm

(FF) tele-zoom. There's no room in that bag for my granddaddy lens, the Nikon 200-500mm tele-zoom. I have a handful of flash units and wireless triggers that I rarely use, but have the equipment to do simple studio portraits on occasion. Sirui and Bogen tripods and monopods, and a pretty cool gimbal head round out the kit. Sometimes, when I want to travel extra light, I break out my N1 system. Nikon discontinued this a while back, but I have a V1, a J5, and a few lenses and a converter so I can use my bigger Nikon glass on the tiny 1" sensor bodies. And I am saving my pennies for a Z6 that's on my wish list.

What post processing programs do you use?

Mostly I use Adobe LightRoom. Occasionally I will use Photoshop. I also will use ACDSee for stuff I want to knock out fast, usually for work-related projects.

What do you want to learn from the club?

The club is already challenging me to try new things photographically. I appreciate the forced discipline of making images for a specific topic. I've tried to impose such focused assignments for myself, but it is more fun in a group! I appreciate the comments and critiques I've seen in meetings. I hope to join a club outing sometime for Milky Way photos. And I do enjoy socializing with club members and making some new friends.



Member Profile: Gary Goelitz

What or who brought you to the club?

At the time my wife and I initially joined the Olympia Camera Club, we lived in West Seattle. We were both looking for a photography club (1) with a large membership, (2)



that was active and met regularly, (3) that would help us learn more about the art and craft of photography by conducting periodic educational sessions, and (4) that offered field trips in the northwest. We have found a fellowship in the Olympia Camera Club.

How did you get interested in photography?

I knew I was going to retire and was looking for an activity that would (1) be new, (2) require learning and keep my mind active (such as it is), (3) take me places I would not normally travel and at times I would typically be asleep, and (4) help me develop and maintain memories of the places I have been in this beautiful world.

What kind of photography do you like to do?

Landscape photography is typically what grabs me (e.g., sunrises and sunsets, fall color, Mt. Rainier, etc.), but I also look for opportunities for wildlife and portraits if these are much different than my typical experience. I am trying to learn how to use a star tracker for astrophotography and time lapse photography and development. I am not into bird photography.

What equipment is in your camera bag?

I have a Sony A7R III and Sony A7R IV and a variety of Sony lenses. However, as Ansel Adams said, "the single most important component of a camera is the twelve inches behind it!"

What post processing programs do you use?

Adobe Lightroom and Photoshop. I am still learning how to effectively use these programs to edit my photographs.

What do you want to learn from the club?

I would find it helpful if, periodically, the Olympia Camera Club would offer teachings about how to use Adobe Lightroom and Photoshop to edit photographs to reveal the beauty of the landscape that I saw when I captured the image.



Time to Winterize your Camera

by Rosalind Philips

November, the leaves are just about off the trees, standard time has returned, and the rain has started. What does that mean for photography? Well, there are lots of indoor experiments such as smoke photography, water drop photography, still life photography and macro photography that we can explore. There is also a lot to explore outdoors; we just need to prepare our cameras.

First and foremost we need to keep our cameras dry. Most cameras these days are somewhat weatherproof and will not suffer being out in a light drizzle. Rain heavier than a light drizzle requires some sort of cover.

You can buy camera covers (raincoats) at B&H, Amazon, or your favorite camera store. Raincoats are available to cover cameras, long lenses and flashes. They range in price from \$6.95 - \$200.00. Some are made out of plastic and others waterproof material. My personal favorites are the Lenscoat camera raincoats. You can also take a one-gallon zip lock bag, cut a hole in the corner just big enough for the your lens to fit through and attach the bag to the lens with tape or a rubber band. For longer lens use a zip lock jumbo bag or a 2.5 or 5 gallon zip lock. I prefer to use freezer bags because they are thicker plastic and less likely to tear.

The first thing I do when I get in the car with a damp camera and tripod is to gently wipe them off with a microfiber cloth. This prevents the water from seeping into the camera especially when taking off the lens. Wiping off your tripod legs before you collapse them is equally important. It help keeps the moisture from the innards of the tripod legs, locking mechanism and tripod head.

(Continued on page 11)

(Continued from page 10)

Something else I do is to collect the desiccant packs in pill bottles to use to dry out my camera from humidity and dampness. I put them in a zip lock bag with my camera and lens to absorb any moisture. I usually leave them in the bag over night. You can also buy desiccant packs. I have some from B&H,

https://www.bhphotovideo.com/c/product/1022198-REG/ruggard_sg_dc1_reusable_silica_gel_desiccant.html, that are reusable by microwaving and cost only \$9.95.

A camera rain coat and some desiccant free you up to explore our marvelous rainy Pacific Northwest. You can photograph waterfalls, reflections, landscapes full of mist, night scenes ... The list goes on and on. So don your raincoats and head outdoors during the rainy season.

The Twelve Words of Christmas Photo Scavenger Hunt

by Susan Bradley

We want to bring back an idea that had been tried in the past; a December scavenger hunt. From December 1 through to the 31 you are challenged to hunt for images. Throughout the month, take photos of what the twelve words bring to mind for you. We will set up a link in Flickr and you can create an album of your twelve images on the OCC's Facebook page. Then pick your 4 favorite images to show during our January member sharing night.

Light

Dark

Red & Green

Sparkle

Joy

Peace

Ho Ho Ho

Toys

Silver Bell

Treats

Gifts

Thanks



"I don't think there's any such thing as teaching people photography, other than influencing them a little. People have to be their own learners. They have to have a certain talent."

— Imogen Cunningham

Ridgefield Book Opportunity

by Rick Browne

We are in the early stages of collecting superb photography taken at either of the Ridgefield National Wildlife Refuge locations (either the River S or Carty units) for consideration for a coffee table book that will be published next year, with the profits going to the Friends of the Wildlife Refuge for their use in supporting programs that promote and educate the public about this wonderful treasure that we share. Each photographer will receive two copies of the book, will have their name, portrait, and a paragraph about them in the back of the book, and be able to purchase additional copies at a widely reduced price. Please send 300 dpi .jpg photos to rickbrowne@me.com. You MUST include your name, contact information, and a description of where the photos were taken on the Refuge properties. Once the final edit has been finished you will be contacted and presented with a formal agreement so that we may use your photos with your credit. We are accepting images until the end of December, 2019.

The book is planned for release in late 2020 and will be offered for sale at various outlets in Ridgefield, Vancouver and Portland, as well as online at a website to be set up next summer.

If you have questions please call Rick at 360-607-8550 or text him at rickbrowne@me.com. Please share this information with anybody you know who has taken scenic photos or wildlife photos on Ridgefield's two refuge locations. There is NO limit per photographer of how many you send in, however we will more than likely limit each photographer to 1-3 images in the final book. So if your photos are selected you will know that they are the best we found.

Help Portrait Magnuson 2019

Saturday December 7, 2019

by Frank Townsend

Last year member clubs of the Northwest Council of Camera Clubs participated in the Help Portrait project in Seattle, making portraits of low income families who could not afford even the cheapest available portrait studios. OCC ran a similar project locally last year but is not doing so this year. The following information is from NWCCC. I encourage you to think about helping in some way:

Volunteer Helpers Needed to Assist Event in Seattle
Greeters, assistants, photo editors with laptops, make-up and hair stylists, hosts
9am to 4pm, part time shifts or all day

This is a fun service project for a photo club! The goal is to provide free portrait packages to low income families at the Solid Ground Transitional Housing and Women's Shelter in Magnuson Park, Seattle. It is in the old navy base on Sandpoint Way, Seattle. We have the professional portrait photographers, but we need help with set up, take down, getting the families ready and organized, and photo editors with laptops. Photo editors help families select shots on their laptops and label and designate the size of each photo for their photo package in Lightroom. Photo Editor training is Wed., December 4, 7pm in Seattle. If you would like to be a photo editor, contact Henry Heerschap, henry@heerschap.com, (206) 719-1782. Contact Lauren Heerschap for other volunteer roles, Lauren@Heerschap.com, (206) 719-3752."

"I treat the photograph as a work of great complexity in which you can find drama. Add to that a careful composition of landscapes, live photography, the right music and interviews with people, and it becomes a style."

— Ken Burns

Member Gallery Bloedel Reserve



© Cynthia A Whelan 2019



© Tamara Mandeville 2019



© Rosalind Phelps



© Tamara Mandeville 2019




© WGB 2019



© Tamara Mandeville 2019

Member Gallery



Olympia Camera Club Business Meeting Draft

November 5, 2019, 6:30-8:30pm
Casa Mia Restaurant,
716 Plum Street SE Olympia, WA

Officers and Members Present

Bruce Livingston, Townsend Walton, John Damitio, Tammy Mandeville, Pam Hoaglund, Meredith Rafferty, Ed Tromble, Colleen Easley, Dale Easley, Frank Townsend, Susan Bradley, Kim Buechel, Cynthia Whelan, Linda Pardee, Gene Pardee, and Ed Mandeville.

The meeting was called to order by President Bruce Livingston at 6:30 PM with a quorum present.

Approval of October Minutes

Pam Hoaglund moved to approve the minutes of the October 1, 2019 Business Meeting as they appeared in last month's Newsletter. Linda Pardee seconded the motion. MSC Unanimous.

Treasurer's Report

John Damitio reviewed the Treasurer's Monthly Report.

Treasurer's Report November 5, 2019	
October 1 - October 31, 2019	
WSECU Checking	
Starting Balance (10/1/19)	\$2,397.02
DEPOSITS	
Income - 2019 Dues	6.00
Income - 2020 Dues	25.00
Total Deposits	31.00
EXPENSES	
Technology - Adobe Subscription	10.92
Technology - Computer Hardware	1139.05
Total Expenses	1149.97
Ending Balance (10/31/19)	\$1,278.05
WSECU Savings	
Starting Balance (10/1/18)	\$3,397.17
Dividend Interest	0.73
Ending Balance (10/31/18)	\$3,397.90
PayPal Balance	\$ 217.34
Total Balance	\$4,893.29

Old Business:

Non-profit Workgroup: Update and Next Steps

Meredith Rafferty confirmed that we are incorporated and we are a non-profit. Meredith compared the benefits for the 501(c)3 and the 501(c)7. Both are exempted from IRS taxes. The committee will be looking into getting an EI, changing our Articles of Incorporation to 501(c)7 and creating an account with the IRS.

Committee Reports

Membership

Colleen Easley reported that we have 3 new members, for a total of 166 members.

Colleen Easley moved that as of November 1, 2019 any new members will pay a full years' dues and be included in the following years' annual membership. Pam Hoag-

lund seconded the motion. MSC Unanimous.

President's Report

Nothing to report.

Community Liaison

Bruce Livingston reported that he photographed at the Capitol Land Trust, and everything seems to be going fine. Townsend Walton reported that Concern for Animals had contacted him looking for photographers to document their November 9 event, but not enough time was given to share it with club members.

General Meeting

Townsend Walton reported that Steve Ball will be the speaker on November 26. A discussion about paying speakers ensued. Colleen suggested using the Official Check Request Form.

Practical Photography

Ed Tromble reported that this month's meeting will be about Photographic Composition, led by Gene Pardee.

Member Sharing

Pam Hoaglund reported that this month's meeting will be on Post Processing. Members can bring two photos, both processed and unprocessed to share. A discussion on Lightroom and ON1 2020 ensued.

Social Chair

Linda Pardee led a discussion on the upcoming Holiday Party on December 17. Kim Buechel offered to be in charge of the gift exchange.

Equipment

Nothing new to report.

Newsletter

Pam Hoaglund requested that articles be turned in before deadline. She is always looking for articles and images for the Newsletter.

Webmaster

Colleen Easley reported that the Calendar has had changes made to it and is now working correctly. Classified ads will now be deleted after 1 year. Please delete your add when your item has sold.

Field Trips

Susan Bradley and Cynthia Whelan made an updated Field Trip schedule for the entire year. The next field trip will be November 16. Cynthia Whelan will lead members in SODO Urban Street Photography.

(Continued from page 15)

NWCCC

Frank Townsend reported that the next annual Conference will be Saturday November 9 at the Green River College in Auburn. Elections will be held.

NWCCC Traveling Prints

Kim Buechel reported that all slots have been filled and the deadline to turn in your prints is November 19.

NPPNW

Frank Townsend reported that the NPPNW which was Saturday November 2 was a great success with Chris Balmer speaking. The next Conference will be April 4, 2020 at South Puget Sound Community College.

PSA

Pam Hoaglund received an award for Colleen Easley's first place win on her Website page. The award will be presented to Colleen at an upcoming meeting. Pam hasn't

entered November entries for the PSA digital interclub competition due to a hack on the page. She will enter them as soon as possible. The February 15, 2020 entries need to be turned in to Pam by the end of January. Look for the sign-up sheet at the November Member Sharing meeting.

New Business: 2020 Budget:

Bruce Livingston led a discussion on Income and Expenses for the 2020 Budget. A budget will be finalized at the next Business Meeting.

Adjournment

Pam Hoaglund moved that we adjourn the meeting. Tammy Mandeville seconded the motion, MSC Unanimous.

Submitted by Tammy Mandeville, Secretary

Member Gallery



Photographic Society of America (PSA)


PSA is a worldwide organization for anyone with an interest in photography. Founded in 1934, the Society is for casual shutterbugs, serious amateurs, and professional photographers.

Individual digital membership is \$45 a year.

Membership offers a wide variety of services and activities:

1. Monthly Journal
2. Online photo galleries
3. Image evaluation
4. Study groups and courses
5. Competitions
6. Annual Conference
7. Discounts on photography-related products/services
8. PSA travel aide

For a complete overview of membership benefits go to www.psa-photo.org



Dates to Remember

- 11 November Digital Imaging
- 12 November Practical Photography
- 13 November Koffee Klatch
- 16 November Field Trip SODO Urban Art & Historic District
- 19 November Member Sharing Night
- 26 November General Meeting
- 27 November Koffee Klatch
- 3 December Board Meeting
- 5 December Articles and Images due for newsletter
- 9 December digital Imaging
- 10 December Practical Photography
- 11 December Koffee Klatch
- 13 December Field trip to photograph the Capital
- 17 December Holiday Party
- 21 December Field trip Tacoma at Night

Sizing Images for Newsletter

Format: jpeg, max quality

Dimension: 1024 pix long side

Please keep images 3MB or less

Please title your image and include your name in title

Title_Your Name

Please Watermark your image!

All photographs in this newsletter are under copyright protection. They may not be used without permission from the individual photographers.

Please submit articles and photographs to:

newsletter@olympiacameraclub.org

Deadline for articles and images for the December newsletter is 5 December at midnight.

November 2019


Olympia Camera Club Monthly Meetings

Business Meeting

Monthly on the First Tuesday of the Month

Wednesday, **December 3, 2019** from 6:30pm to 8:30pm
Open to all. Join us before the meeting at 5:30pm for dinner.

Contact: Bruce Livingston, President



Practical Photography

Monthly on the Second Tuesday of the Month

Tuesday, **November 12, 2019**

Program: Member Gene Pardee will present a program on composition

Contact: Ed Tromble, Chair



Member Sharing Night

Monthly on the Third Tuesday of the Month

Tuesday, **November 19, 2019**

Program: This month we will share images showing the RAW image and then the post-processed image. There will also be a demonstration of post processing using the ON1 RAW 2020 program.

Contact: Pam Hoaglund, Chair



General Meeting

Monthly on the Fourth Tuesday of the Month

Tuesday, **November 26 2019**

Program: Steve Ball will present a program on his photography.

Contact: Townsend Walton, Chair



Koffee Klatch Meet up, Every Other Wednesday Morning from 9am to 11am

Panera's Bakery, 2525 Capitol Mall Drive SW, Westside of Olympia

Open discussion about photography and other topics of interest



Executive Committee

President

Bruce Livingston

Vice President

Townsend Walton

Secretary

Tammy Mandeville

Treasurer

John Damitio

Associate Memberships



Committee Chairs

Community Liaison

Bruce Livingston

Equipment Custodian

Rosalind Philips

NWCCC Traveling Print & Open Salon Competitions

Kim Buechel

Field Trip Coordinator

Susan Bradley/Cynthia Whelan

Membership

Colleen Easley

Practical Photography

Ed Tromble

Member Sharing Night

Pam Hoaglund

Newsletter Editor

Pam Hoaglund

PSA Representative

Pam Hoaglund

Thurston County Fair

Colleen and Dale Easley

NPPNW Liaison

Frank Townsend

NWCCC Liaison

Frank Townsend

Scavenger Hunt

Rosalind Philips

Webmaster

Colleen Easley

Social Committee

Linda Pardee

Olympia Camera Club
P.O. Box 13333
Olympia, WA 98508-3333