



Shutterbug Times

Official Newsletter of the Olympia Camera Club

Olympia, WA

Established in 1935

October 2019

www.olympiacameraclub.org

Volume 84, Issue 10

Find us on Facebook: www.facebook.com/groups/OlympiaCameraClub

Cholla Cactus



In this issue:

President's Corner p. 2
 Editor's Note p. 2
 Photography Quote p. 2
 Monthly Meeting Topics p. 3
 The Nifty Fifty p. 4
 NWCCC Conference p. 4
 NPPNW Fall Meeting p. 5
 FT Report-Percival Landing p. 6
 Field Trip Bloedel Preserve p. 7
 Whale Watching Report p. 8
 NWCCC Traveling Prints p. 9
 New Member Profile p. 9-10
 Member Profile p. 10
 Member Gallery p. 11
 Ridgefield Book Opportunity p. 12
 Photo Fun Month p. 12
 Membership Report p. 13
 Help Portrait Magnuson p. 13
 Fair Exhibitions p. 13-14
 Photo Quote p. 14
 Board Mtg Minutes p. 15-16
 Member Gallery p. 16-17
 PSA p. 18
 Dates to Remember p. 18
 How to Submit to Newsletter p. 18
 Upcoming Meetings p. 19
 Executive Committee p. 20
 Committee Contacts p. 20

President's Corner -

Now that the "dog days" of summer are behind us, we are entering one of my 2 favorite times of the year. Fall brings us returning migrations of birds as they head to their wintering grounds; and also fall colors. As a photographer, this time of year also brings interesting skies and sunsets. There are so many places within close driving distances from Olympia to take advantage of the many photographic opportunities.

Two of my favorite close-to-home locations are McLane Creek and the Billy Frank Jr. Nisqually National Wildlife Refuge. Mt. Rainier and Mt. St. Helens also offer beautiful fall foliage landscape opportunities. With the fall rains and not-so-sunny skies, waterfall photography becomes so much more interesting, especially with the fall colors. For locations a little farther away, eastern Washington and the Columbia Gorge are great places to photograph.



We have so much diversity in photo opportunities here in Washington!!

And if the weather just doesn't cooperate, there is always indoor still-life; or learn a new technique in your favorite post-processing software. I have improved my post-processing skills so much, that I sometimes go back and re-edit photos from months (years) past.

In any event, get out (or stay in) and shoot!!

Bruce Livingston

Editor's Note

Please consider sharing articles and images through the monthly newsletter. Send all submissions to: newsletter@olympiacameraclub.org.



Pam Hoaglund, Editor

"Light makes photography. Embrace light.
 Admire it. Love it. But above all, know light.
 Know it for all you are worth, and you will
 know the key to photography."

— George Eastman

Monthly Meetings

All meetings are held at

Capital High School, Pod A
2707 Conger Ave NW
Olympia, WA 98502

Practical Photography October 8, 2019 7-9 pm

This month Rosalind Philips will present a program on post processing using Lightroom, Photoshop and ON1 software. As you know what we do after we take the picture is very nearly as important as what we shoot. No matter which software we use there is much in common with them all, so bring your computer and learn some new tricks. See you there.

Ed Tromble, Coordinator

Member Sharing Night October 15, 2019 7-9 pm

The theme for the October Member Sharing night will be "Capturing the World at 50mm." That's right; the images you bring to share must be taken at 50mm. So, get out that old prime 50mm lens or set your telephoto lens to 50mm and photograph the world around you.

An added note: if you are shooting with a crop sensor camera then you need to figure in the crop factor. So, if you have a 1.5 or 1.6 crop factor you will need to shoot at a focal length around 30-35mm ($33 \times 1.5 = 49.5$ and $31 \times 1.6 = 49.6$) If you are in the ballpark that is close enough. If you shoot with a camera that has a 2:1 crop factor you will need to shoot at 25mm.

Limit is four images, digital or print or a combination of digital and print. Size your digital images to 1024-2048 pixels on the long side, jpeg only. Place the images in a folder with your name on the folder. Use a jump drive/thumb drive to bring your images to the meeting.

Pam Hoaglund, Coordinator

General Meeting October 22, 2019 7-9 pm

This month Matt Ferris will be doing a presentation on Sports Photography. Rumor has it that Matt got his first camera from his dad, Clair Ferris. It didn't take Matt long to take things into new "Arena's". Matt is known for his amazing sports photography, football, soccer, cage fighting and when he has time for it, his imagination and creativity uses figurines to produce some unbelievable images. This will be a great presentation that you won't want to miss. See you there on October 22.



Townsend Walton, Coordinator

The Nifty Fifty

by Rosalind Philips

This month, for member sharing, we are challenging members to take pictures at 50 mm (35 mm for APS-C cameras and 25 mm for micro 4/3 cameras). This is a great way to explore the menu functions, buttons and dials on your camera. Typically 50 mm have wide apertures, $f/1.4$ or $f/1.8$, and are inexpensive due to the fact that most of the lenses these days are plastic with a metal mount. Inexpensive means under \$200! Of course you can buy more expensive versions that have better glass.

So what makes the nifty fifty so special? Well, 50 mm is pretty close to a human's field of vision. This means that our eye and the camera's eye are seeing the same view. What you see, is what you get. The wide aperture of $f/1.8$ means that this is a great low light lens for shooting indoor events such as concerts, school events and weddings. It also means that you have great bokeh. Add an extension tube and now you can shoot macros. Want to do street photography? This is the perfect inconspicuous lens. It even works well for landscapes! Oh, and it is lightweight. No struggling to do hand held shots.

One of the things I like about the nifty fifty is that your feet do the zooming. A fixed focal length lens (prime lens) requires that you change your position to adjust your framing and composition. Want a close-up shot? Move closer. Cutting off arms and legs? Move farther away. Just keep an eye on your surroundings so you don't fall or trip.

So if you are looking to add a lightweight and versatile lens to your kit, look no farther than the nifty fifty.



NWCCC Conference

by Frank Townsend

Every year the Northwest Council of Camera Clubs (NWCCC) holds a conference (or convention) featuring a key note speaker and a number of informative classes on photography. This year is no exception. The Conference will be held at the Green River College in Auburn from 9am to 5pm on Saturday, November 9 at a cost of \$75.

The featured speaker is David Julian, a Seattle-based photographer, illustrator, and educator who will give a morning and afternoon presentation. Additionally there are three class periods that you can select a class to attend. The classes will cover a number of subjects such as

macro, camera raw, bird photography and much more. A box lunch is also included in the price.

You can get more information and register on the NWCCC website www.nwcameraclubs.org. When you reach the site there is a tab to click for class descriptions for period one, two, and three. After choosing your classes return to the home page and click "Click Here to Register".

I hope to see you there.

Nature Photography At Its Best

by Frank Townsend

The fall meeting of the Nature Photographers of the Pacific Northwest (NPPNW) will be November 2, 2019 at Clackamas Community College (19600 Molalla Ave, Oregon City, OR 97045). The doors will open at 8:30 AM, and program will begin at 10 AM.

The invited speaker is **Chris Balmer** under the generous sponsorship of **NIKON**. Chris is a professional nature photographer who has been highly successful in the sale of stock and fine art images. In addition, Chris operates Photo Adventure Workshops which provides workshops and one-on-one training in worldwide settings. Chris' morning presentation is titled "*Efficiency and Consistency*." The afternoon presentation is titled "*Mastering the Art of Seeing*."

Do bring your digital camera bodies for cleaning of the sensor, focus screen, and mirror apparatus as well as firmware updates at a bargain price by Advance Camera.

Digital Competition: In order to increase the number of Plant Life submissions, one Plant Life submission will not count toward the total of a maximum of two digital submissions. Digital files must be received no later than October 25. Send your digital files as email attachments, each 3 MB or smaller, to submissions@nppnw.org. Include text in the email message that describes the photo attachments. See the competitions page of the website for complete details. Use the following format for naming digital submissions: Category – Title by FirstName LastName.jpg. Example: Wildlife – Bull Moose by John Doe.jpg. Categories continue to be Plant Life, Scenic, and Wildlife. A confirmation of receipt will be sent for every submitted image. If you submit but do not receive a confirmation email by the deadline for submissions, please contact the competition manager at submissions@nppnw.org.

Print Competition: In addition, participants are encouraged to bring a maximum of two prints. The prints may be matted but not framed. The total external dimensions (including mat) must not exceed 40 inches (length + width). The categories for the print competitions are the same as those for the projected images. Deliver prints to the meeting between 8:30 and 9:45 AM.

Directions: Take Interstate 205 to exit 10 (Molalla Ave.). Proceed east (right if you are coming from the south or left if you are coming from the north) for 3.3 miles. Turn left on Douglas Loop Road. This is the entrance to Clackamas Community College. Park in the large lot that is immediately ahead and slightly to your right. We will

meet in the **Gregory Forum** which is approximately one block from the parking lot. There will be signs to direct you.

Lodging: For those that wish to arrive on Friday (Nov. 1), a block of rooms has been reserved. Please contact the Monarch Hotel directly to reserve a room (503-652-1515). If you identify yourself as a member of the Nature Photographers of the Pacific Northwest, you will receive a special rate of \$99 plus tax for one or two persons. This block of rooms will only be reserved until Oct. 12. From I-205 take exit 14. You will see the Hotel on the west side of I-205. The Monarch's address is 12566 SE 93 Ave.; Clackamas, OR 97015. The Monarch Hotel will be the site of an informal conversation among **NPPNW** members beginning at 7:30 PM on Friday evening.

Go to nppnw.org for registration information.



Percival Landing and Olympia Farmers Market Field Trip Report

by Susan Bradley

Although the day promised rain, ten members of the club met at the tower on Percival Landing at noon. After a quick introduction of the mentors for this walk, we headed off to see what was waiting to be photographed that day. A few more members joined us as we started wandering down the boardwalk. The mentors were all happy to help anyone who had questions. They helped me get my L-bracket on correctly. There were so many things to take photos of throughout the walk. The expected boats, birds, art, market and people all got some attention. But the flowers, pets on walks, and structures received some attention also. The public art sculptures along the boardwalk offered many different images and might be revisited by some members of the group. I know I missed some great art. By the time we came back to the Market the weather had changed to rain and seemed to put a damper on continuing. I heard that a few people got some images at the market and I hope to see those soon.

I think this field trip was a great example of how we can always find something to photograph. This trip was in our “backyard” but there were many photographic opportunities. I challenged myself to find new images. It was a challenge, but it was fun. That challenge was made easier when in a group of photographers because others would stop to take a photo which would make me stop and try to see what they were seeing.



Fall Triple Treat at Bloedel Reserve, Bainbridge Island

by Susan Bradley

Please join us on Oct 26 at 1:00 pm at the Reserve. The Bloedel Reserve is at 7571 NE Dolphin Dr, Bainbridge Island, WA. Reserve members are free; non-member admission is \$17 for adults, seniors 65+ and military with ID \$12, students 13 and up \$10.00, Children 5 - 12 \$6, and Children 4 and under are free. Cash is preferred. The Reserve is open from 10 AM to 6 PM. Members are encouraged to make their own carpool arrangements. If you would like to carpool, please email Susan Bradley and she will work to connect everyone. Her contact information is available in the OCC Member Directory.

Three great activities in one great place:


First, stroll the grounds and enjoy the amazing fall foliage. Please review the Reserve's photography rules before your visit. <https://bloedelreserve.org/photopolicy/> There are too many photography options at the reserve to recommend any one type of lens because it will depend on what photos you plan to take. The only recommendations we would suggest are that you pack a circular polarizing filter if you have one and a smaller tripod.

Second, photograph the Super Squash Scavenger Hunt, and see how many varieties of squash and pumpkins you can find (all Bloedel-grown, btw).

Third, join the West Sound Wildlife Shelter Spooky Walk. The 40-45 minute walk leaves every 10 minutes starting at 3:30 pm and features birds and critters within the reserve. The last walk departs at 6:40, ending by 7:30. Advance tickets are necessary and can be purchased online; adults \$10.00 and children \$5.00 each. Here is the link to purchase tickets: https://www.westsoundwildlife.org/SpookyWalk/SpookyWalk_REG.html

Restrooms and water are available. No food or pets allowed in the Reserve.

Questions about this field trip can be directed to Cynthia Whelan. Her contact information is available in the OCC Member Directory.




Whale Watching - Wrap Up

by Frank Townsend

Way back on September 7 of this year an enthusiastic bunch of photographers participated in the Northwest Council of Camera Club's Whale Watching excursion in Anacortes. On a cool morning people lined up on the dock for an 11 AM sailing on a large catamaran capable of carrying 150 passengers. Only 20 minutes out we spotted the transient K pod of Orcas. Unlike our resident J pod, which exists on salmon, the K pod are meat eaters, eating porpoises and seals. We spent quite a while watching them and eventually saw them trap and feed on several porpoises. Moving on we saw seals, an eagle, and eventually ran into the K pod again in Bellingham Bay. After about four hours we returned to Anacortes. The waters were calm, the air was cool but with nearly no wind we were comfortable. The boat had comfortable seating and had a good menu of food and beverages.

We don't know how many of the passengers were from NWCCC but OCC's members and guests, as usual, far outnumbered any other club that participated.



NWCCC Traveling Prints Competition

by Kim Buechel; print.director@olympiacameraclub.org

It's that time again for the **NWCCC Traveling Print Salon** competition.

A maximum of 25 prints from each participating NWCCC club travels from club to club during the winter and spring months, where they are judged then sent on to the next club. The juried finalists are based on the total number of votes from the participating clubs. After the juried circuit is completed, the juried images are then judged by an independent judge(s) for the final results. All prints accepted during the juried round are displayed and awards are announced at the fall NWCCC conference.

Last year 25 members submitted prints. Seven of those club member's photos went forward and will be judged at the NWCCC Conference on November 9th at the Green River Community College. All are welcome to attend.

Starting at the Tuesday, October 8, 2019 Practical Photography meeting, you will be able to list your name as someone who will be entering a print. A maximum of 25 names will be taken with five alternates. Names will continue to be taken until the October 15 and October 22 club meetings. We encourage you to be one of those!

If fewer than 25 names are given, those on the list will be able to submit a second photo until the 25 slots are filled by lottery. For example, if 20 names are submitted, those names will go into a lottery, five names will be drawn, and those five will be able to submit a second photo. This will continue until all 25 slots are filled. There is, however; a limit of four prints per person.

Prints need to be given to the Print Director; Kim Buechel by the Tuesday **November 19, 2019** meeting or an alternate will be contacted to submit a print.

Below are a few brief print guidelines;

The photograph must be the work of the entrant. An image may only be submitted in one of that year's NWCCC print competitions (Open or Traveling Print Salon). Use of a print or print title that has previously won an award in any NWCCC Print Competition will disqualify the print.

Print categories are Monochrome and Color. The photo may be of any subject and electronically manipulated.

Four (4) prints per person limit. Maximum print and mat size is 16"x20". Minimum print size is 8"x10". All prints must be on firm support so they will stand erect. Masonite or other heavy mounting materials, frames, or glass are not permitted. Matting may be added to the front of the image. Thickness may not exceed that of a standard double mat.

Label the print in the following format: print title, name of the club, and your name on the **back top left corner**. Makers name or print title cannot appear on the front of the image

For complete rules for this completion, please see the club's website under "**Competitions**" then "**NWCCC Competitions > 2019-20 Traveling Print Salon**"

New Member Profile: Steve Power

What or who brought you to the camera club?

I moved here from the Oregon Coast about a year ago. While in Oregon I belonged to a club in Newport. I got to hang out with great folks, learned new tricks and ideas about a hobby that I have loved since I was a kid. I sought you out soon after I arrived. I have enjoyed the meetings that I have attended. I hope to go on some of your field trips and see more of this state.



How did you get interested in photography?

My dad got me into photography. After the war he worked for Kodak in Rochester New York for a while. He showed me how to think about aperture, shutter speed..., how to mix chemicals, process film, and print the image. I was hooked at a young age.

What kind of photography do you like to do?

The type of photography I like is landscape. There is just something special about being in nature where it is quiet and photographing leaves, ferns, lakes, mountains, moving water, reflections, and everything else. When asked what I like to shoot - I say anything that moves or doesn't move.

(Continued from page 9)

What equipment is in your camera bag?

I shoot a Nikon D7000, my favorite lens is a 18 – 135. I also have 70 – 200 f2.8, and if I want to go macro I have an old Nikkor 105 with extension tubes, and I nearly always shoot on a tripod.

What post processing programs do you use?

The software I use is Capture NX2, Color Efex Pro filters, and Photomatix. Most of my images are shot as 3-shot HDR's.

What do you want to learn from the club?

One of the limitations of Capture NX2 is that it deals with just the image. I then need to use Adobe Elements to put a border or signature on the image. I often curse and swear, grumble and mumble as I stumble my way through Adobe. I would like to learn how to be more comfortable with this software.



Member Profile: Louise Whitehead

What or who brought you to the club?

John and I had been participating in the Thurston County Fair Photo Competition for a few years. We decided to join for the opportunity to meet other photography minded people, learn more about photography and participate in the group activities. John also really enjoys the mentoring aspect of the club.



How did you get interested in photography?

I got my first camera when I was probably about 6 years old. My parents took my brother and me to Yosemite. I also was influenced by my father's collection of National Geographic magazines. However, I didn't really get into

photography until I met John. I bought my first 35mm SLR camera, a Nikon FM and took a photography class at the local Jr. College. My interest really increased when we became parents.

John joined the Digital World around 2003. I didn't get my first digital camera until around 2005. Then I learned Photoshop, which is an ongoing long learning curve!

What kind of photography do you like to do?

I particularly like Nature Photography. But I like to joke when asked, that I shoot anything that moves and many things that don't. I have tried my hand at a couple weddings and some senior portraits. But, I'm not sure if I would do those again. Well, maybe a senior or family portrait, if asked.

What equipment is in your camera bag?

Since I started out with Nikon, we have continued to buy Nikon cameras. I currently use a Nikon D7000 and have a Nikon 18-140 Kit lens, a Nikon 70-300, Tamron 90mm Macro and Tamron 150-600. We have a few other lenses but these are my favorites.

What post processing programs do you use?


As I mentioned above, John and I process our Raw files with Photoshop. We have an older program and it suits our needs. We also have On1 Perfect Black & White, On1 Perfect Effects and Nik Plugins for Photoshop. I am just getting more comfortable playing with the Nik Plugins and I'm really starting to like it better than On1, especially for color images.

What do you want to learn from the club?


So far, I don't know what I hope to learn. There's just so much to learn and so much I don't know about. Perhaps Image Focus Stacking, more Night Sky imaging, or Time lapse photography or multiple image merging, like getting a whole day or week or four seasons into one image.

I haven't taken many self portraits; I prefer to remain on the back side of a camera. My favorite image is usually the one I'm currently working on. The Wood Ducks at McLane Creek were very cooperative and simply gorgeous this past week.

Peace and Happy Shooting,



Member Gallery



Ridgefield Book Opportunity

by Rick Browne

We are in the early stages of collecting superb photography taken at either of the Ridgefield National Wildlife Refuge locations (either the River S or Carty units) for consideration for a coffee table book that will be published next year, with the profits going to the Friends of the Wildlife Refuge for their use in supporting programs that promote and educate the public about this wonderful treasure that we share. Each photographer will receive two copies of the book, will have their name, portrait, and a paragraph about them in the back of the book, and be able to purchase additional copies at a widely reduced price. Please send 300 dpi .jpg photos to rickbrowne@me.com. You MUST include your name, contact information, and a description of where the photos were taken on the Refuge properties. Once the final edit has been finished you will be contacted and presented with a formal agreement so that we may use your photos with your credit. We are accepting images until the end of December, 2019.

The book is planned for release in late 2020 and will be offered for sale at various outlets in Ridgefield, Vancouver and Portland, as well as online at a website to be set up next summer.

If you have questions please call Rick at 360-607-8550 or text him at rickbrowne@me.com. Please share this information with anybody you know who has taken scenic photos or wildlife photos on Ridgefield's two refuge locations. There is NO limit per photographer of how many you send in, however we will more than likely limit each photographer to 1-3 images in the final book. So if your photos are selected you will know that they are the best we found.

OCC 2019 Annual

by Frank Townsend

For many years now the Olympia Camera Club has published an Annual to display the work members have accomplished through the year. There will be a sign up sheet, with a deadline of the Holiday party in December, for members to indicate their desire to participate. After the party those members will be notified as to how many others are participating, and then print enough copies so that each will receive one. In January participants will meet to assemble their copies of each other's prints into a book which will be bound and returned. A full explanation of the process is available on the club's website - www.olympiacameraclub.org click activities and look for "CLUB ANNUAL".

Month Long Photo Fun Idea - The Union Community Celebrates the Pumpkin!


by Susan Bradley

The time has come get your fall images and this would be a great way to get a lot of different types of images, take a nice drive, and maybe stop for dinner with a view. Besides the barn, field, and street types of photography there are wonderful stops for scenic vistas, harbor, bird, and beach photography. Don't forget to pack a tripod just in case the sunset is amazing.

Throughout the month of October, from 9:00 a.m. to 5:30 p.m., visit the Hunter Farms pumpkin patch, and treat yourself to an old-fashioned hayride. The spirit of fall is celebrated throughout Union. Robin Hood Village and Alderbrook Resort's restaurant menus feature the best the season has to offer, and local merchants feature their seasonal fare and unique gifts. Wagon Rides \$5; Children 2 and under FREE.

The "PumpkinFest" celebration culminates on Halloween weekend with, what else—a pumpkin catapult competition. This year, it will be held on Saturday, October 26, 2019 (12:00 PM). High School teams work for months on wood-crafted pumpkin catapults and trebuchets for the annual competition of builder skill, accuracy, and showmanship.

Thank you to Al Burford for emailing this to me. Remember, one of the mascots under consideration for the next Thurston County Fair will be a goat, so keep an eye out for goats while visiting the farm. I am looking forward to finding time to go and see Hunter Farms at 1921 E State Route 106 in Union, WA 98592 for myself.



Membership Report

by Colleen Easley

We now have a total of 163 members. We had one new member join in September. Please welcome Matt Ferris



Welcome!

We are glad you are here!

Help Portrait Magnuson 2019

Saturday December 7, 2019

by Frank Townsend

Last year member clubs of the Northwest Council of Camera Clubs participated in the Help Portrait project in Seattle, making portraits of low income families who could not afford even the cheapest available portrait studios. OCC ran a similar project locally last year but is not doing so this year. The following information is from NWCCC. I encourage you to think about helping in some way:

Volunteer Helpers Needed to Assist Event in Seattle
Greeters, assistants, photo editors with laptops, make-up and hair stylists, hosts
9am to 4pm, part time shifts or all day

This is a fun service project for a photo club! The goal is to provide free portrait packages to low income families at the Solid Ground Transitional Housing and Women's Shelter in Magnuson Park, Seattle. It is in the old navy base on Sandpoint Way, Seattle. We have the professional portrait photographers, but we need help with set up, take down, getting the families ready and organized, and photo editors with laptops. Photo editors help families select shots on their laptops and label and designate the size of each photo for their photo package in Lightroom. Photo Editor training is Wed., December 4, 7pm in Seattle. If you would like to be a photo editor, contact Henry Heerschap, henry@heerschap.com, (206) 719-1782. Contact Lauren Heerschap for other volunteer roles, Lauren@Heerschap.com, (206) 719-3752."

Thurston County and Washington Fair Photography Exhibition

by Sylvia Cornette

Thurston County Fair:

Sylvia Cornette

Ruby Beach - Honorable Mention



William Cornette

Allie decked out – Honorable Mention



(Continued on page 14)

(Continued from page 13)

Washington State Fair:

Carbon River Enchanted Forest, Second Place,
Puyallup Spring Fair – First Place



Only 25% of images submitted are accepted by the Washington State Fair and put on display. Therefore, it is an honor to have pictures displayed. These images were accepted:

Sylvia Cornette

Dragonfly



Bill Cornette

Painted Hills



Harmony Hill



Photo Quote

There is one thing the photograph
must contain, the humanity of the
moment.

- Robert Frank

Olympia Camera Club Business Meeting Draft October 1, 2019 Casa Mia Restaurant, Olympia

Officers and Members Present

Bruce Livingston, Tammy Mandeville, Frank Townsend, Rosalind Philips, Dale Easley, Colleen Easley, Susan Bradley, Ed Tromble and Ed Mandeville.

The meeting was called to order by President Bruce Livingston at 6:30 pm. with a quorum present.

September Minutes

Colleen Easley moved to approve the minutes of the September 3rd 2019 Business Meeting as they appeared in last month's Newsletter. Susan Bradley seconded the motion. MSC Unanimous.

Treasurer's Report

John Damitio was not present at the meeting; however, the Treasurer's report is on file in the OCC Dropbox.

Treasurer's Report October 1, 2019	
September 1 - September 30, 2019	
WSECU Checking	
Starting Balance (9/1/19)	\$2,344.94
DEPOSITS	
Income - 2019 Dues	13.00
Income - 2020 Dues	50.00
Total Deposits	63.00
EXPENSES	
Technology - Adobe Subscription	10.92
Total Expenses	10.92
Ending Balance (9/30/19)	\$2,397.02
WSECU Savings	
Starting Balance (9/1/18)	\$3,396.47
Dividend Interest	0.70
Ending Balance (9/30/18)	\$3,397.17
PayPal Balance	
Total Balance	\$5,794.19

Old Business

Bruce Livingston reported that he received a call from Meredith Rafferty. They discussed the Articles of Incorporation and the need for the Treasurer to fill out paperwork for the Federal ID number.

Membership Report

Colleen Easley reported that we had one new member join in September, for a total of 163 members.

President's Report

Bruce Livingston had nothing new to report.

Community Liaison

Bruce Livingston had nothing new to report.

General Meeting

Bruce Livingston received an update from Townsend Walton that the October General Meeting will have Matt Ferris doing a presentation about sports photography.

Practical Photography

Ed Tromble reported that in October Rosalind Philips will do a presentation on post processing in Lightroom, Photoshop and ON1.

Member Sharing

Bruce Livingston received an update from Pam Hoaglund reporting that Rosalind Philips will be moderating the October Member Sharing night. This month's Member Sharing will be "Capturing the world at 50 mm."

Social Chair

No report

Equipment

Rosalind Philips has received the new Dell computer for the OCC. She reviewed its features and then led a discussion about ideas on what to do with the old computer.

Newsletter

Pam Hoaglund requested articles and photos for the September Newsletter.

Webmaster

Colleen Easley reported that the Member Directory has been changed to a new format. Colleen also is waiting to receive the Tax ID number so she can update the Club Flickr to a Pro Flickr account.

Field Trip Committee

Susan Bradley is planning a field trip in early November to a Goat farm. Susan is waiting for Cynthia Whelan to return from her trip so they can finalize this years' field trips.

NWCCC

Frank Townsend reported that the NWCCC conference will be on November 9th at the Green River Community College in Auburn. The deadline for entering has been extended to Monday October 7th. David Julian is the keynote speaker. The NWCCC will have a meeting in which the delegates will elect 4 new Board of Directors. The new Board of Directors will elect new Officers.

NWCCC Traveling Prints

The deadline for signing up to participate in the Traveling Prints will be the October General Meeting.

NPPNW

(Continued on page 16)

(Continued from page 15)

Frank Townsend reported that the NPPNW conference will be November 2nd at the Clackamas Community College in Oregon City. Chris Balmer, sponsored by Nikon will be the featured speaker.

PSA

Bruce reported that Pam Hoaglund has received 4 images for the PSA Interclub Competition and is waiting for 2 more images.

New Business

Frank Townsend reported that he will chair the Club An-


nual again this year. Colleen Easley requested that we allocate money in this years budget to buy Rosettes and Best of Show ribbons for the Thurston County Fair. Budget is planned to be discussed at the November Business Meeting.

Adjournment


Rosalind Philips moved that we adjourn the meeting. Susan Bradley seconded the motion, MSC Unanimous.

Submitted by Tammy Mandeville, Secretary

Member Gallery



Member Gallery



Photographic Society of America (PSA)


PSA is a worldwide organization for anyone with an interest in photography. Founded in 1934, the Society is for casual shutterbugs, serious amateurs, and professional photographers.

Individual digital membership is \$45 a year.

Membership offers a wide variety of services and activities:

1. Monthly Journal
2. Online photo galleries
3. Image evaluation
4. Study groups and courses
5. Competitions
6. Annual Conference
7. Discounts on photography-related products/services
8. PSA travel aide

For a complete overview of membership benefits go to www.psa-photo.org



Dates to Remember

8 October Practical Photography
 14 October Digital Imaging
 15 October Member Sharing
 16 October Koffee Klatch
 22 October General Meeting
 26 October Field Trip Bloedel Reserve
 30 Koffee Klatch

2 November NPPNW Conference
 5 November OCC Board Meeting
 9 November NWCCC Conference
 11 November Digital Imaging
 12 November Practical Photography
 13 November Koffee Klatch
 16 November Field Trip SODO Urban Art & Historic District
 19 November Member Sharing Night
 26 November General Meeting
 27 November Koffee Klatch

Sizing Images for Newsletter

Format: jpeg, max quality

Dimension: 1024 pix long side

Please keep images 3MB or less

Please title your image and include your name in title

Title_Your Name

Please Watermark your image!

All photographs in this newsletter are under copyright protection. They may not be used without permission from the individual photographers.

Please submit articles and photographs to:

newsletter@olympiacameraclub.org

Deadline for articles and images for the November newsletter is 7 November at midnight.

October 2019


Olympia Camera Club Monthly Meetings

Business Meeting

Monthly on the First Tuesday of the Month

Wednesday, **November 5, 2019** from 6:30pm to 8:30pm
Open to all. Join us before the meeting at 5:30pm for dinner.

Contact: Bruce Livingston, President



Practical Photography

Monthly on the Second Tuesday of the Month

Tuesday, **October 8, 2019**

Program: Member Rosalind Philips will present a program on post processing using Lightroom, Photoshop and ON1 software programs

Contact: Ed Tromble, Chair



Member Sharing Night

Monthly on the Third Tuesday of the Month

Tuesday, **October 15, 2019**

Program: This month's theme is "Capturing the World at 50mm." So, you must capture and share images only taken at 50mm.

Contact: Pam Hoaglund, Chair



General Meeting

Monthly on the Fourth Tuesday of the Month

Tuesday, **October 22, 2019**

Program: New member Matt Ferris will present a program on Sports Photography.

Contact: Townsend Walton, Chair



Koffee Klatch Meet up, Every Other Wednesday Morning from 9am to 11am

Panera's Bakery, 2525 Capitol Mall Drive SW, Westside of Olympia

Open discussion about photography and other topics of interest



Executive Committee**President**

Bruce Livingston

Vice President

Townsend Walton

Secretary

Tammy Mandeville

Treasurer

John Damitio

Associate Memberships**Committee Chairs****Community Liaison**

Bruce Livingston

Practical Photography

Ed Tromble

NPPNW Liaison

Frank Townsend

Equipment Custodian

Rosalind Philips

Member Sharing Night

Pam Hoaglund

NWCCC Liaison

Frank Townsend

NWCCC Traveling Print & Open Salon Competitions

Kim Buechel

Newsletter Editor

Pam Hoaglund

Scavenger Hunt

Rosalind Philips

Field Trip Coordinator

Susan Bradley/Cynthia Whelan

PSA Representative

Pam Hoaglund

Webmaster

Colleen Easley

Membership

Colleen Easley

Thurston County Fair

Colleen and Dale Easley

Social Committee

Linda Pardee

Olympia Camera Club
 P.O. Box 13333
 Olympia, WA 98508-3333