



# Shutterbug Times

Official Newsletter of the Olympia Camera Club

Olympia, WA


Established in 1935

September 2018

[www.olympiacameraclub.org](http://www.olympiacameraclub.org)

Volume 83, Issue 9

Find us on Facebook: [www.facebook.com/groups/OlympiaCameraClub](https://www.facebook.com/groups/OlympiaCameraClub)



**In this issue:**

- President's Corner p. 2**
- Monthly Meeting Topics p. 3-4**
- Sept Field Trip p. 4**
- Planning Picnic follow up p. 5**
- WA ST Fair ED p. 6**
- NWCCC Competition p. 6**
- NWCCC Conference p. 7**
- NWCCC Conference Schedule p. 8**
- Milky Way Haleakala p. 9**
- Fall Photography p. 9**
- Member Gallery p. 10**
- New Member Profile p. 11**
- Member Profiles p. 12**
- Membership Report p. 12**
- NPPNW p. 12**
- Upcoming Events p. 13**
- Sept Calendar of Activities p. 13 - 14**
- September Board Mtg Minutes p. 14 - 15**
- Photo Quote p. 15**
- Member Gallery p. 16**
- Shutter Speed Cheat sheet p. 17**
- PSA p. 18**
- Dates to Remember & misc. p. 18**
- Upcoming Meetings p. 19**
- Executive Committee p. 20**
- Committee Contacts p. 20**

**President's Corner - Meredith Rafferty**

As summer closes, we take tally of the driest stretch of weather dating to the start of 1948. Just one inch of rain from May through August. The next driest May-August wasn't even close; it was double that, 2.05 inches in 2003. As I drag my hose around my yard to add a bit of water here and there, I sigh at the limp leaves, the brown lawn, and the dusty ground. Not very photogenic. And the smoky wild fire haze obscuring the views— what's a photographer supposed to do?

Take photographs, of course. The power of a photographer is the ability to create. We use our "inner eye" and see a fresh subject within the trappings of the customary. The smoky haze produces a dramatic red sun reflected in a harbor.



A dusty clump of flowers turns into a dramatic monochrome against evening shadows. And what better time than late



summer, despite dryness and haze, to celebrate the patterns and colors of the bounty of our gardens. For inspiration, take a look at our Club members' "Vegetable" images on our Flickr page <https://www.flickr.com/groups/2964252@N22>

for the "2018 Fifty-Two Week Challenge". So, look anew at that otherwise unappealing landscape. Think about its possibilities as a useful, subtle backdrop when our subject is a

person. Our upcoming "Portraits" session the evening of September 11 will explore the use of light, out of doors and indoors, to capture the best of the people in our portraits. Plan to be there and bring your camera!

There is always another fresh and impactful image waiting for us. We celebrate our creativity and support it by expanding our expertise – learning techniques, mastering skills and seeking inspiration from others. This is what our classes and activities are about. You've told us the subjects you'd like to learn more about and the field trips where you'd like to practice your photography (the Planning Potluck was full of ideas and offers to volunteer!). And now we've got a new opportunity for you to share your inspiration. The third Tuesday of each month will be devoted to a Member-Sharing Night featuring your images. Plan to join us. It's quite a monthly lineup starting next week!

We'll see you there!

Meredith



## Monthly Meetings

All meetings are held at

Capital High School, Pod A  
2707 Conger Ave NW  
Olympia, WA 98502

## Practical Photography September 11, 2018 7-9 pm

During the September meeting, we will be discussing portrait photography. Club member John Gerecht has graciously agreed to talk about studio photography and I will talk about portraits outside of the studio. You will learn about various lenses that give the best results for your portraits, lighting, the use of bokeh and best settings to get the right effect.

Portrait photography is just one aspect of the many types of photography, but one that can provide you with rewarding images that last a lifetime. Whether the

photos are of your wife, husband, children, grandchildren or even your pets, they will stand the test of time.

After this class, you will eagerly want to try out what you learned and take some portrait type photographs. We will all look forward to seeing your results. Hope to see you at the September meeting and share with you our knowledge and tips on portrait photography.

I will also be going over the survey (that hopefully you all filled out) to coordinate future monthly meetings for the Practical Photography group. This should be another exciting year with the Olympia Camera Club.

*Townsend Walton, Coorcinator*



## Member Sharing Night September 18, 2018 7-9 pm

As most of you know, our meeting lineup has changed. The Fundamentals Meeting has been combined with the Practical Photography Meeting and a new Member Sharing Night has been added. For our first Member Sharing Night on September 18th, Rosalind Philips will present our annual Scavenger Hunt Images and Best Images of 2017/2018. Colleen Easley will present a slideshow of members' 2018 Thurston County Fair ribbon winners. We would also like everyone to bring two or three images from your summer outings. Please bring your images as jpeg's on a jump drive.

*Pam Hoaglund, Coordinator*



## General Meeting September 25, 2018 7-9 pm

### Travels in Southern Africa with Jack McMillan

Don't miss our first General Meeting speaker on September 25 as we start up another year of Olympia Camera Club meetings. Jack and Joan McMillan have traveled in many parts of the world, and in this presentation Jack will show highlights from their four-country Africa Safari.



Jack and his wife Joan spent three weeks in Africa last year in August. See the highlights of their three week safari to South Africa, Zimbabwe, Namibia, and Botswana. The dry season was the perfect time to find a variety of mammals and birds on excursions from four different bush camps. In the middle of the trip, they spent three days in Victoria Falls and then ended it in the thoroughly modern city of Cape Town.

*Bruce Livingston, Coordinator*

### Field Trip September 22, 2018 Aspen Farms, Yelm

*by Judy Mason*

Mark your calendars for Saturday September 22 when we'll travel to the Aspen Farms Eventing Center in Yelm for the Cross Country and Jumping Horse Trials.

"Eventing" is when horses with riders go through courses with water hazards and all kinds of interesting jumps.

The cross country is the most "open" event with field and forest backgrounds, natural jumps like fallen logs and ponds and plenty of room to put up a camera. Cross country horses and riders start across the course individually at staggered times (i.e. perhaps 10 minutes apart.)

While at Aspen Farms we may also expect to photograph people and horses that are not moving. There will be professional photographers present as well. If you think you might want to publish any of your natural light portraits be sure to bring along releases. Admission and parking for spectators is free. Learn more and view some photos at [Aspenfarmseventing.com](http://Aspenfarmseventing.com). Thanks to Dennis Plank and his wife, Michelle, for the tip about this exciting opportunity.

When photographing "eventing" we need to agree to follow these rules:

1. Never cross a barrier. This is usually a fence at the ring events and a white tape, waist height, on the cross country course.
2. Horses have right of way in all cases.
3. If you hear, "Horse on course" or a whistle or bell, don't use the 'cross walk' (areas where you can cross to get to another part of the course) until the horse has

passed you.

4. All dogs must be on a leash. Better yet, leave all but service dogs at home.

For members living in Olympia and Lacey, we'll gather to car pool on the far side of the Martin Way Park and Ride in Lacey at 7:45am on September 22. Persons living in Tumwater and South may chose to travel together via an alternative, more efficient route and instead meet us at Aspen Farms at 8:30am.

This event occurs all day long. Bring your lunch and plenty of water. Wear walking/hiking shoes or boots that could get muddy and be prepared for any kind of weather.



## 2018 Planning Picnic Follow-up

*by Pam Hoaglund*

What a great time we had at the Planning Picnic held at the Black Lake Grange on August 28. We had our largest attendance at 46 members/spouses and we all enjoyed some wonderful food. Following the meal and social time, we got down to the business of planning for the coming club year. Judy Mason, Field Trip Coordinator, led a lively discussion of possible field trips for the coming year. Many members contributed ideas. Townsend Walton, Practical Photography Coordinator, discussed upcoming meeting plans. Pam Hoaglund, Member Sharing Night Coordinator, reviewed the new meeting format and how the Member Sharing Night would incorporate the lessons learned from the prior month's Practical Photography Meeting.

Following is a synopsis of the top ten subjects members want to learn:

The topics for the Club's sessions this year will revolve around subjects of greatest interest to our members. There are of course a wealth of potential topics covering photography techniques, use of post-editing software, practical maintenance such as calibrating printers and monitors and cleaning sensors, to critiquing and sharing our images. Here are the top ten among those responding to the survey which provide a starting point:

Understanding Lighting: natural light and flash

Night Photography and painting with light

Focus Stacking

Learning to Critique My Photographs

Learning to Prepare My Images for Competition

Photographing Wildlife, Landscapes, Macro and Close-Ups

Shooting Movement: freeze action or long exposure

Shooting Portraits in and out of a studio

Learning Lightroom

Accessing free tutorials through the public library system



## Washington State Fair - 2018 International Photo Salon Photography Class Schedule

### Saturday September 15<sup>th</sup>

**1:30 PM**

**Duncan Foley "Landscape photography - strategies for when your best plans won't work"**

Sometimes when we have planned a visit to a photo site, there may be issues with crowds, weather or other circumstances beyond our control, and our photographic visions won't work. Using an example of a short trail along the north side of the Olympics, we will explore ways to create and photograph alternate stories.

**3:00 PM**

**David Lobban "Slow Shutter/Long Exposure"**

I will show you how to use a slow shutter to get motion in your photographs and how to eliminate moving objects from your photographs. We will also discuss using Neutral Density filters to create the look you want.

**4:00 PM**

**Tod Wolf from Robi's Camera "Think outside of the Green Box."**

Take control of your images pre-visualizing and setting your camera for the look you want, with an eye for exposure under your control. From the Sunny Sixteen rule to Darkened Daytime sky.

### Sunday September 16<sup>th</sup>

**3:00 PM**

**Gary McCutcheon "Stitching Pano's and Enlarge Your Sensor "**

### Saturday September 22<sup>nd</sup>

**1:30 PM**

**Tod Wolf from Robi's Camera "Think outside of the Green Box."**

Take control of your images pre-visualizing and setting your camera for the look you want, with an eye for exposure under your control. From the Sunny Sixteen rule to Darkened Daytime sky.

## NWCCC Competitions

*by Frank Townsend*

This is a reminder that the Northwest Council of Camera Clubs (NWCCC) offers several individual competitions to members of clubs within the Council. Coming up are the print, digital and slideshow competitions during the November 10 conference in Everett.

If you've entered prints for the Thurston County Fair or you just like making prints, you already have images ready for the **"Open Print Salon"**. The rules for this year's print competition are posted at NWCCC's website, [www.nwcameraclubs.org/competitions](http://www.nwcameraclubs.org/competitions) along with the entry form. Basically, you may enter 3 color and 3 monochromes in **either** the large print or small print category but not both. The large print size must be at least 8" x 10" and no larger than 16" x 20" including the mount. Small prints may be no larger than 8" x 10" but the mount may be as large as 11" x 14". There is no minimum size limit on the small prints. Bring your prints to the OCC General Membership Meeting September 25 and we will deliver them to NWCCC for you or follow the directions listed in the rules. Remember the deadline

is midnight October 1. Please visit the website for the entry form and specific rules.

And if you have a digital camera, your images are in a digital format somewhere on your computer. If that is the case, you are nearly ready to enter the NWCCC **"Open Digital Salon"** competition. You may submit the same image as a print and as digital, they are separate competitions. You can submit as many as four images, the subject is open: color, monochrome, and creative/altered reality; all are acceptable. Images must be jpeg, not to exceed 1920 pixels wide and 1080 pixels high. File size should be limited to 1000 kb in SRGB color space.

Deadline for entries is midnight October 1. Please see the above mentioned web site for specific instructions, mailing address and entry forms. It is better for you to submit your images but if you bring them on a portable device, we will see they are delivered.

The Council also conducts a "Digital Slide Show" competition with slide show presentations not to exceed four minutes. Please visit the aforementioned website for details and please enter.



# NORTHWEST

*Council of Camera Clubs*


## Join us for the 2018 Annual Conference

**Everett Community College**

**Saturday, November 10 9 AM to 5 PM**

## Featured Speaker: Brian Leary

Originally from Central New York, Brian Leary has lived in Seattle for more than 15 years now. Brian loves to explore the world with his cameras. He has a talent for taking complex theories within photography and distilling them to an easy to understand level. This led to working with people in both group and individual settings to help them learn more about photography and what makes their own individual style. He eventually left the life of retail camera sales to start his own photography education and workshop company, Light Source Journeys. Brian writes for the Zeiss Lenspire website since 2016, with topics ranging from nighttime landscapes to street photography. By writing, speaking, teaching and leading workshops around the USA and the world, Brian loves to share both the art form of photography along with the places and cultures he is so passionate about. He enjoys being with new people, giving them a similar desire to explore further and be curious. More information can be found on Brian's website: [lightsourcejourneys.com](http://lightsourcejourneys.com)



**Register at [www.nwcameraclubs.org](http://www.nwcameraclubs.org)**

**Brian's topics include "Don't Just Take A Picture, Create an Image" and "Time-Lapse"**

**You also have the choice of 3 additional classes and a box lunch for \$69.**

**Must register by October 31 for box lunch to be included**

### **Additional classes include:**

Night Landscapes Under Natural Light - Brian Leary  
 Slideshow Production - Carol Patterson  
 Getting the Most Out of Photoshop - Juan Aguilera  
 Silver Efex Pro - Making Great Monochrome - Bill Royce  
 Stock Photography - Ray Pfortner  
 Video on Your DSLR - Steve Martin  
 Alternatives to Adobe: On1 and Luminar - Scott Wood  
 Bird Photography - Setting Your Camera - Tim Boyer  
 Panoramas - Bill Ray  
 Color Management - Daniel Gregory

Bird Photography Introduction - Tim Boyer  
 Milky Way Image Processing - Bill Ray  
 Infrared Photography Introduction - Henry Heerschap  
 What's New in Lightroom - Daniel Gregory  
 Art of Travel Photography - David Julian  
 Introduction to Lightroom - Bill Royce  
 Plugins, Presets: Photoshop/Lightroom - Juan Aguilera  
 Smartphone Photography Tips and Tricks - Lee Albert  
 Doing More Business with Photography - Ray Pfortner  
 Focus Stacking Introduction - Rik Littlefield

## NWCCC 2018 Conference Schedule

November 10, Everett Community College

Schedule is subject to Change

To Register go to: [nwcameraclubs.org](http://nwcameraclubs.org)

Time	Class	Instructor
8:00 – 8:50	Late Registration/ Announcements at 8:50	
9:00 – 10:00	General Session A "Don't Just Take a Picture, Create an Image: Putting Thought into Your Photographs"	Brian Leary
10 Minutes	Pass to Class	
10:10 – 11:10	Infrared Photography Introduction	Henry Heerschap
10:10 – 11:10	Night Landscapes Under Natural Light	Brian Leary
10:10 – 11:10	Doing More Business with Your Photography	Ray Pfortner
10:10 – 11:10	Introduction to Lightroom	Bill Royce
10:10 – 11:10	Color Management	Daniel Gregory
10:10 – 11:10	Bird Photography Introduction	Tim Boyer
10:10 – 11:10	Slideshow Production	Carol Sheppard
10 Minutes	Pass to Lunch – Pick up in Auditorium Building	
11:20 – 12:10	Award Ceremony	
12:20 – 1:20	Lunch / Delegate Convention	
10 Minutes	Pass to Class	
1:30 – 2:30		
1:30 – 2:30	What's New in Lightroom	Daniel Gregory
1:30 – 2:30	Stock Photography Is there a Future for Stock Photography?	Ray Pfortner
1:30 – 2:30	Silver Efex Pro II Making Great Monochrome Images	Bill Royce
1:30 – 2:30	Milky Way Image Processing	Bill Ray
1:30 – 2:30	Bird Photography - Setting Your Camera	Tim Boyer
1:30 – 2:30	Get the Most Out of Photoshop and Lightroom	Juan Aguilera
10 Minutes	Pass to Class	
2:40 – 3:40	Art of Travel Photography	David Julian
2:40 – 3:40	Focus Stacking Introduction	Rik Littlefield
2:40 – 3:40	Smartphone Photography Tips and Tricks	Lee Alley
2:40 – 3:40	Alternatives to Adobe: On1 and Luminar	Scott Wood
2:40 – 3:40	Panoramas	Bill Ray
2:40 – 3:40	Lights, Camera, Action, Sound: Video on Your DSLR	Steve Martin
2:40 – 3:40	Plugins, Presets, Getting the Most Out of Photoshop	Juan Aguilera
10 Minutes	Go to Auditorium	
3:50 – 5:00	General Session B Brian Leary: "Time Lapse: Using Still Photography to Make Time Fly"	Brian Leary

## Milky Way from Haleakala

by Arun Rohila

Milky Way: SINGLE, ISO6400, 11mm, f/2.8, 30 seconds  
CAMERA: Nikon D750 using a Tokina 11-14 mm lens  
DATE: 08/11/2018

What a great night of photography. Going from 85 degrees and driving up to the summit at 10,023 feet and it gets colder...brrr. One of the main things I wanted to do while we were in Maui was go up to Haleakala and hoped that it would be a clear night to finally get some shoots of the Milky Way. The first time I had gone up it was foggy and raining a few years ago. We arrived on a Wednesday and I went up that night but the Milky Way didn't come out very good. I was able to go back up after Hurricane Hector strolled by and got the moisture out of the air and WOW!!!!

What a difference, it really brightened up the Milky Way. I've never seen it so bright. It was so clear, I even got Venus, Jupiter (in the middle, I think) and Saturn in there somewhere!

Also, if you look really close you can see the laser from the observatory which is the "TLRS-4 at HO which is to maintain the time-series of satellite laser ranging (SLR) data produced by LURE, an earlier generation laser ranging experiment on Haleakala."



## Fall Photography

by Rosalind Philips

Fall is here! I can smell it in the air, the nights are cool, and the days are getting shorter. When I think of fall photography, I think of two things, leaves and water. I love the juxtaposition of leaves and water and who doesn't love a landscape of red and yellow leaves.

One of my favorite places to photograph in the fall is along the Dosewallips road (FR 2610) on Hood Canal. The Dosewallips River runs alongside the road and there are numerous streams that spill down onto the road. The road is washed out, but you can drive a fair distance along it before the barrier.



My preference is for a cloudy day. I don't even mind a little rain. Rain along with a polarizer or a fall enhancing filter really makes the colors pop. What else do I bring with me? A tripod, a 3-stop neutral density filter, a remote release, and micro fiber cloths to wipe any moisture off the camera. I usually use my 70-200 mm lens but always bring a wide angle as well. I like the 70-200 because it allows me to isolate the scene and



really focus on the details.

I am looking for specific types of scenes for my fall photography. I am interested in reflections, color around and in water. I particularly like to frame waterfalls with colored leaves. I like to change my perspective and often lie on the ground shooting upwards. I pay attention to the color wheel and try to include complementary colors in the composition. For example, orange leaves against a blue sky. Autumn color is also great for blur photography and for finding interesting patterns and textures.



Don't forget that fall is a wonderful time for mushrooms. Look down to find these beauties.

Fall is a wonderful time for photography. Take those sweeping landscapes, but also take time to look for scenes within the scene.



Member Gallery



## New Member Profile: Dan Tufford

### What or who brought you to the club?

My wife and I moved to Lacey in early 2017 as a retirement move. I wanted to ramp up my photography interest and activity so searched for the club and joined, more on this later.

### How did you get interested in photography?

My interest goes back to early high school. My Dad had a big interest in amateur photography which included setting up a dark room in our basement. We had to assemble/disassemble it each time we used it, but it worked for us. He did mostly color slides but my interest gravitated toward B&W and artistic expression. I also did a short stint as sports photographer for the local newspaper, shooting high school football and swimming events. I must not have been very memorable because my editor, also one of my best friends at the time, no longer recalls that I worked there. Oh well...it was for only one year and my involvement was fairly minor. The combined effect of moving away from my darkroom after high school and starting a career after college was that my active photography diminished to snapshots during vacations and other things of interest. However, for the last 20 years or so I always carried a small camera (later my cell phone) with me during field work as part of my research career to document my work. I also began taking pictures of other things that interested me, more on that next. Finally with retirement I decided to feed my photography interest more vigorously.

### What kind of photography do you like to do?

My interest includes a broad spectrum of subjects. My wife and I are campers and birders so we spend a lot of time in out-of-the-way places. I like nature photography including landscapes and flora/fauna. Patterns, color, and texture (both real and visual only) often draws my attention. I have a particular interest in wildflowers. I saw a quote from Iris Murdoch that inspired me to create a photo album on my Facebook site called "A Planet Without Flowers" (see below). I populate it with images of the wildflowers I see.

My interest is not only the natural world. Patterns, color, and texture inspires me no matter where I see it. And of course I still take snapshots of vacations and other things my wife and I do.

I do not consider any of my photography to be "professional grade" nor do I necessarily aspire to that



except as an unplanned outcome. At this point it is for my own enjoyment, although I do like to share some of my work with others through facebook, flicker, etc. "People from a planet without flowers would think we must be mad with joy the whole time to have such things about us." Iris Murdoch

### What equipment is in your camera bag?

After retiring I knew I wanted a better camera than my cell phone but did not know what to get among the myriad of options. I knew I did not want to be carrying around 20 pounds of camera equipment but that was about it. A good friend of mine is a professional photographer who knows the kind of things I am interested in. She recommended the Sony RX10 IV which I subsequently bought. So far the only other thing is a UV haze filter and I already had a tripod. As I learn more about how to use the camera to get the images I want I expect to get more equipment.

### What post processing programs do you use?

So far all my image files are jpg so I guess the camera does most of the postprocessing. I have used photo editing software such as Corel Photopaint (because I had access to it at work) but I have never done anything very complex. I expect to do more of this in the future using raw files. However, I am mostly interested in true representations of what I see rather than visual changes. So I think my needs for post processing are somewhat more modest than for some photographers.

### What do you want to learn from the club?

There is so much for me to learn about the art, science, and engineering of photography and methods for getting the images I want. Also I am still learning how to use my camera, which is much more complex than anything I have used in the past. The few OCC meetings I have been able to attend were treasure troves of good information and I hope to learn more over time. I am unable to attend all the meetings I would like to simply because of schedule conflicts. I also hope to be able contribute to the OCC one day rather than simply absorb from other people.



## Member Profile: Gene Eckhardt

### What or who brought you to the club?

I did a Google search. I did not have any contact with photographers or photo-activities in Olympia prior to attending an OCC meeting three years ago.

### How did you get interested in photography?

I took snapshots with point & shoot cameras until a friend, who worked for Honeywell Europe, set me up with a Pentax Spot F, 50mm, 135mm, and 400mm, which I used until I was seduced by the Dark Side (Digital).



### What kind of photography do you like to do?

Landscape, architecture, reflections, and creating abstract / creative images.

### What equipment is in your camera bag?

Olympus OMD 5-II, ED 12-40mm f/2.8, and ED 40-150mm f/4-5.6

iCamera 8. Yes, it is a camera. I have Fair ribbons to prove it. You can also use it for other cool stuff, like phone calls, messaging, email, internet, etc.

### What post processing programs do you use?

I am using a little bit of the following, and learning more all the time:

Development / processing: Lightroom, Photoshop, On1, and DxO Viewpoint

Creative / Abstract: AutoPano Pro and Topaz

### What do you want to learn from the club?

Techniques to learn about and improve: composing a photo, using the camera to capture the image, and using the software to develop and process the image.

Also, to get new ideas on abstract /creative images and how to create them.



## Membership Report

by Colleen Easley

Our total membership count is now 144. This past month took in four new members. Please welcome:

Julie Alonso  
Marc Lampson  
Cynthia Whelan  
Wayne Williams



Welcome!

We are glad you are here!

## Nature Photographers of the Pacific Northwest

by Colleen Easley

The fall meeting of the NPPNW will be held on November 3<sup>rd</sup> at Centralia Community College. We will open the doors at 8:30 a.m. and the program will begin at 10:00 a.m.

The invited speaker will be Charles Glatzer, a Canon Explorer of Light. More information about his programs will be posted at the NPPNW website as it becomes available. Registration cost is \$10 in advance or \$15 at the door. The registrations form is available at [www.NPPNW.org](http://www.NPPNW.org).



## Upcoming Area Events

### ARTrails of Southwest Washington

*Submitted by Madeline McIntire Houston*

ARTrails of Southwest Washington annual studio tour. Travel through scenic rural areas and historic cities and towns in and around Lewis County, Washington and visit 38 artists at 17 locations showing, demonstrating, and selling their work.

Exhibition Gallery Gala Opening Reception kick-off Friday, Sept. 14 4-8 pm, Historic Centralia Train Depot, 210 Railroad Ave, Centralia

Exhibition Gallery, Sept 15-23 10 am to 5 pm, Historic Centralia Train Depot, 210 Railroad Ave, Centralia  
Studio Tour, Sept 15-16 & Sept 22-23, 10 am to 5 pm.  
Pick up a studio guide at numerous locations such as Timberland libraries or see OCC member Madeline McIntire, or view online at [www.artrailsofsw.org](http://www.artrailsofsw.org).

### Scott Kelby's Worldwide Photowalk

Saturday, October 6, 2018, 4:00pm to 8:00pm

Leader: Bruce Livingston

Olympia Waterfront Afternoon Photowalk, Olympia, WA  
Meet in the parking lot behind the Olympia Farmers market

The Olympia Waterfront offers many diverse opportunities for photographers. This late afternoon photowalk will take advantage of the afternoon light and hopefully (depending on weather), views of the Olympic Mountains to the Northwest. After photographing along the waterfront, we will meet back in the parking lot behind the Olympia Farmers Market, and for those who would like to make a short drive up to the Washington State Capital; we will photograph the downtown and port from an overlook on the Capital Campus. There will be opportunities to photograph the lighted Capital Building at night as well. Be prepared for possible rain and layer your clothing for changeable temperatures. I would also suggest that you bring a tripod if you are interested in the evening shoot on the Capital Campus.

Sign up at: [www.worldwidephotowalk.com](http://www.worldwidephotowalk.com)

### The Mountaineers

**Presents: Landscape Photography**

**A lecture by photographer Darrell Gulin**

Wednesday, October 10, 2018 at 7pm

This presentation is open to the public; tickets are required for admission. Doors open at 6:30pm

The Mountaineers Seattle Program Center - 7700 Sand Point Way NE, Seattle

Member Tickets - \$10

Non-Member Tickets - \$15

Tickets can be purchased at: <https://bit.ly/2Ns9y4q>

### The Mountaineers

**Presents: Behind the Shot: Birding the Cape**

**York Peninsula in Northeastern Australia**

**A lecture by photographer Thomas Bancroft**

Wednesday, October 24, 2018 at 7pm

This presentation is open to the public; tickets are required for admission. Doors open at 6:30pm

The Mountaineers Seattle Program Center - 7700 Sand Point Way NE, Seattle

Member Tickets - \$10

Non-Member Tickets - \$15

Tickets can be purchased at: <https://bit.ly/2Ns9y4q>

## September Calendar of Activities

*Submitted by Linda Foss*

### WOODEN BOAT FESTIVAL

Beautiful wooden vessels—more than 300 of them—line the docks, offering vintage boat enthusiasts plenty to ogle at, at this annual event; a who's who of wooden boat experts add educational opportunities. Northwest Maritime Center, (360) 385-3628, [www.woodenboat.org](http://www.woodenboat.org)  
September 7–30, Seattle

September 14–16, Edmonds

### PUGET SOUND BIRD FEST

Birders, naturalists and families flock to this annual opportunity to learn about avian species, with speakers, guided walks, land- and water-based field trips and more. Frances Anderson Center, [www.pugetsoundbirdfest.com](http://www.pugetsoundbirdfest.com)

September 15, Brooklyn

### BROOKLYN/SAGINAW LOGGERS SHOW

Local loggers from throughout the Pacific Northwest will compete in traditional logging events, with classic logging equipment on display, including one of the last working steam donkeys. Brooklyn Tavern, (360) 533-2324.

September 16, Waitsburg

### PIONEER FALL FESTIVAL

A pie-baking contest, vintage style show, live music, horse-drawn wagon rides, and demonstration of historic arts and crafts are all a part of this old-fashioned festival. Bruce House Museum, (509)337-3009, [www.waitsburghistorysociety.org](http://www.waitsburghistorysociety.org)

(Continued from page 13)

September 12–15, Pendleton

**PENDLETON ROUND-UP**

Bareback riding and other classic contests, as well as parades and entertainment are at the heart of this authentic Western town's famous annual rodeo. Pendleton Round-Up Stadium, (541) 276-

2553, [www.pendletonroundup.com](http://www.pendletonroundup.com)

September 28–30, Leavenworth

**WASHINGTON STATE AUTUMN LEAF FESTIVAL**

The leaves are turning, just in time for music in the gazebo, street dances, games and a parade in downtown Leavenworth. Downtown, (509) 548-

5807, [www.autumnleaffestival.com](http://www.autumnleaffestival.com)

**Olympia Camera Club Board Meeting Draft****September 4<sup>th</sup>, 2018****Casa Mia Restaurant, Olympia, WA****The Officers and Members Present**

Meredith Rafferty, Bruce Livingston, Tammy Mandeville, Scott Wood, Rosalind Philips, Kim Buechel, Judy Mason, Pam Hoaglund, Townsend Walton, John Gerecht, Frank Townsend, Terri Townsend, Rene Conger, Ed Mandeville

The meeting was called to order by President Meredith Rafferty.

**July and August Minutes**

Scott Wood moved to approve the minutes of the July 10 and the August 7 Board Meetings. Townsend Walton seconded the motion. MSC Unanimous.

**Treasurers Report**

Meredith Rafferty reviewed the Treasurer's Monthly Report submitted by John Damitio.

Treasurer's Report	
September 4, 2018	
August 1 - August 31, 2018	
WSECU Checking	
Starting Balance (8/1/18)	\$1,891.30
DEPOSITS	
Income - 2018 Dues	164.97
Total Deposits	164.97
EXPENSES	
Technology - Adobe Subscription	10.87
Business Supplies - Postage Traveling Prints	52.55
Community Outreach - TCF	257.00
Meeting Expenses - Facility Rental	288.00
Meeting Expenses - Planning Picnic	50.00
Total Expenses	658.42
Ending Balance (8/31/18)	\$1,397.85
WSECU Savings	
Starting Balance (8/1/18)	\$3,389.77
Dividend Interest	0.29
Ending Balance (8/31/18)	\$3,390.06
PayPal Balance	\$ -
Total Balance	\$4,787.91

September 29–30, Carnation

**MICHELMASSE FESTIVAL**

The days of yore come to life at this annual festival through performances, hands-on experiences and demonstrations ranging from cider-pressing to blacksmithing.

Camlann Medieval Village, (425) 788-

8624, [www.camlann.org](http://www.camlann.org)

September 29–30, Tri-Cities

**TRI-CITY ARTISTS OPEN STUDIO TOUR**

This self-guided driving tour showcases the works of diverse artists, in their own studios. (509) 588-

8446, [www.tricityartistsopenstudiotour.com](http://www.tricityartistsopenstudiotour.com)

**Membership**

Meredith Rafferty shared Colleen Easley's membership report. The final monthly report is four new members for a total of 144 members. This includes 2 gift memberships and 7 honorary memberships.

**President's Report**

Meredith Rafferty reviewed the success of the recent Planning Potluck Picnic.

**General Meeting**

Bruce Livingston commented on the great participation at the Planning Potluck Picnic and the topic suggestions for the Club's meetings. The General Meeting on September 25 will feature "Travels in Southern Africa" by Club member Jack McMillan.

**Digital Imaging Program**

John Gerecht reported that the next meeting will take place at Haggens's.

**Practical Photography Group**

Townsend Walton led a discussion on the September 11 meeting which features Portrait photography in-studio and out-of-studio.

**Member Sharing Night**

Pam Hoaglund reviewed the September 18 Member Sharing night which will consist of the Thurston County Fair winning photos and the Annual Banquet slide show and member images.

**Equipment**

Rosalind Philips reported no new activity.

**Newsletter**

Pam Hoaglund led a discussion on who should write arti-

(Continued on page 15)

(Continued from page 14)

cles for different events. Article assignments were reviewed.

#### **Webmaster**

No report

#### **NWCCC Liaison**

Frank Townsend reported on the November NWCCC Conference and that the registration is now open. Brian Leary will be the speaker. The Council will have three Board openings this fall.

#### **NWCCC Traveling Prints**

Kim Buechel asked for a vote on whether to participate another year.

Rosalind Philips moved that we participate in the Traveling Prints this year. Bruce Livingston seconded. MSC Unanimous. Kim Buechel led a discussion on guidelines for meeting the required maximum of 25 print submittals.

#### **NPPNW Liaison**

Frank Townsend reported that the next conference will be held at Centralia Community College on November 3.

#### **PSA Representative**

Pam Hoaglund encouraged membership in the PSA and will attend the October Conference in Salt Lake City.

#### **Social Committee**

No report

#### **Thurston County Fair Competition**

No report

#### **Field Trip Coordinator**

Judy Mason has been exploring options for future field trips. A discussion ensued.

#### **Old Business-Community Liaison Description**

Bruce Livingston and Meredith Rafferty led a discussion on the Position Purpose/Overview and the Duties and Responsibilities of the Community Liaison. Scott Wood moved that we accept the position description as amended, Frank Townsend seconded, MSC, Unanimous.

#### **Adjournment**

John Gerecht moved to adjourn the meeting at 8:30 p.m. Scott Wood seconded. MSC, Unanimous.

*Submitted by Secretary Tammy Mandeville*

"Your first 10,000  
photographs  
are your worst"

- Henri Cartier-Bresson

## Member Gallery



# SHUTTER SPEED



## CHEAT SHEET

THE LONGER THE SHUTTER SPEED, THE MORE LIGHT GOES TO THE SENSOR. USE **LONG SPEEDS** WHEN THERE ISN'T A LOT OF LIGHT, AND **FAST SPEEDS** WHEN YOU WANT TO FREEZE A MOMENT.

**1/4000**

- FAST ANIMALS, SPORTS

**1/2000**

- SUNSET/SUNRISE

**1/1000**

- RACES, EXTREME SPORTS



**1/500**

- SLOWER SPORTS

**1/250**

- CASUAL PHOTOGRAPHY

**1/125**

- PANNING FAST CARS/VEHICLES



**1/60**

- PANNING SLOWER OBJECTS

**1/30**

- BLURRING MOTION

**1/15**

- LOW LIGHT WITHOUT A FLASH



**1/8**

- BLURRING MOVING WATER

**1/4**

- BLURRING MOTION

**1/2**

- EXTREME LOW LIGHT




**1"**

- FIREWORKS

**5-30"**

- LIGHT PAINTING



**BULB**

- SKY/NIGHT TIME, LONG EXPOSURE

## Photographic Society of America (PSA)

PSA is a worldwide organization for anyone with an interest in photography. Founded in 1934, the Society is for casual shutterbugs, serious amateurs, and professional photographers.

Individual digital membership is \$45 a year.

Membership offers a wide variety of services and activities:

1. Monthly Journal
2. Online photo galleries
3. Image evaluation
4. Study groups and courses
5. Competitions
6. Annual Conference
7. Discounts on photography-related products/services
8. PSA travel aide

For a complete overview of membership benefits go to [www.psa-photo.org](http://www.psa-photo.org)



### Dates to Remember

10 September Digital Imaging  
 11 September Practical Photography Meeting  
 18 September Member Sharing Night  
 19 September Koffee Klatch  
 25 September General Meeting

2 October Board Meeting  
 3 October Koffee Klatch  
 4 October Items due for newsletter  
 8 October Digital Imaging  
 9 October Practical Photography Meeting  
 16 October Member Sharing Night  
 17 October Koffee Klatch  
 23 October General Meeting  
 31 October Koffee Klatch

### Sizing Images for Newsletter

Format: jpeg, max quality  
 Dimension: 1024 pix long side  
 Please keep images 3MB or less  
Please Watermark your image!

**All photographs in this newsletter are under copyright protection. They may not be used without permission from the individual photographers.**

**Please submit articles and photographs to:**

[newsletter@olympiacameraclub.org](mailto:newsletter@olympiacameraclub.org)

**Deadline for articles and images for October newsletter is 4 October at midnight.**

## September 2018

### Olympia Camera Club Monthly Meetings

---


#### Business Meeting

##### Monthly on the First Tuesday of the Month

**Tuesday, October 2, 2018 from 6:30pm to 8:30pm**

Open to all. Join us before the meeting at 5:30pm for dinner.

Contact: Meredith Rafferty, President



---

#### Practical Photography

##### Monthly on the Second Tuesday of the Month

**Tuesday, September 11, 2018**

**Program: Portrait photography and lighting**

Contact: Townsend Walton, Chair



---

#### Member Sharing Night

##### Monthly on the Third Tuesday of the Month

**Tuesday, September 18, 2018**

**Program: Slideshows from Annual Banquet and Thurston County Fair winners, plus image sharing from members**

Contact: Pam Hoaglund, Chair



---

#### General Meeting

##### Monthly on the Fourth Tuesday of the Month

**Tuesday, September 25, 2018**

**Program: Jack McMillan will present on his trip to Africa**

Contact: Bruce Livingston, Chair



---

#### Koffee Klatch Meet up, Every Other Wednesday Morning from 9am to 11am

##### Panera's Bakery, 2525 Capitol Mall Drive SW, Westside of Olympia

Open discussion about photography and other topics of interest

Contact: Linda Foss, Chair



## Executive Committee

### President

Meredith Rafferty

### Vice President

Bruce Livingston

### Secretary

Tammy Mandeville

### Treasurer

John Damitio

### Immediate Past President

Scott Wood

### Newsletter Editor

Pam Hoaglund

## Associate Memberships



## Committee Chairs

### Community Liaison

Position Vacant

### Equipment Custodian

Rosalind Philips

### NWCCC Traveling Prints

Kim Buechel

### Field Trip Coordinator

Judy Mason

### Membership

Colleen Easley

### NPPNW Liaison

Colleen Easley

### Practical Photography

Townsend Walton

### Newsletter Editor

Pam Hoaglund

### PSA Representative

Pam Hoaglund

### Thurston County Fair

Colleen and Dale Easley

### Digital Imaging Group

John Gerecht

### Member Sharing Night

Pam Hoaglund

### NWCCC Liaison

Frank Townsend

### Scavenger Hunt

Rosalind Philips

### Webmaster

Colleen Easley

### Social Committee

Linda Pardee

Olympia Camera Club  
P.O. Box 13333  
Olympia, WA 98508-3333