



Shutterbug Times

Official Newsletter of the Olympia Camera Club

Olympia, WA

Established in 1935

September 2019

www.olympiacameraclub.org

Volume 84, Issue 9

Find us on Facebook: www.facebook.com/groups/OlympiaCameraClub

Northern Nevada Railroad



In this issue:

President's Corner p. 2
Editor's Note p. 2
Photography Quote p. 2
Monthly Meeting Topics p. 3
Roy Rodeo Field Trip Report p. 4 - 5
Sept Feld Trip - Percival Landing p. 6
Planning Picnic Report p. 6
Local Events p. 7
NPPNW Fall Meeting p. 7
NPPNW Registration Form p. 8
New Member Profile p. 9
Member Profile p. 9-10
NWCCC News p. 10
2019-20 Interclub Competition p. 10
Feeder Birds p. 11
Printing at Costco p. 12
Waterfall Season p. 12 - 13
Ridgefield Book Opportunity p. 13
Thanks for the Memory p.13
Membership Report p. 14
Member Directory p. 14
"Bokeh" p. 14
Member Gallery p. 14 - 15
Board Mtg Minutes p. 16 - 17
Photo Quote p. 17
PSA p. 18
Dates to Remember p. 18
How to Submit to Newsletter p. 18
Upcoming Meetings p. 19
Executive Committee p. 20
Committee Contacts p. 20

President's Corner -

Welcome back to our regularly scheduled meeting sessions. And welcome to our new members who have joined the Olympia Camera Club during the summer. I hope everyone enjoyed the short break that we have every summer, and that you had time to get out and exercise your shutter finger.

I just want to remind everyone that our meetings during the month are held at Capital High School, POD A and that while there is quite a bit of construction going on at the school; our meetings should not be impacted. We have always parked in the upper parking lot and entered the school through the Administration entrance. You will notice that the lower parking lot is completely torn up, but I don't anticipate that the parking in the upper lot will be greatly reduced because of it.



I also want to thank all of the Club members who participated in the Survey - and to all of you who provided input at the Annual Planning Picnic/Potluck. The survey (and your input) helps us to prioritize the topics we bring to you in the upcoming months. I'm really excited for this upcoming year and look forward to seeing you all at Camera Club meetings, Field Trips and other Events!!

Bruce Livingston

Editor's Note

Our club summer break has come to an end as we start the new club meeting year. I know a lot of you have been traveling this summer and trying new photography techniques. Please consider sharing articles and images through the monthly newsletter. Send all submissions to: newsletter@olympiacameraclub.org.



Pam Hoaglund, Editor



Monthly Meetings

All meetings are held at

Capital High School, Pod A
2707 Conger Ave NW
Olympia, WA 98502

Practical Photography September 10, 2019 7-9 pm

Welcome back from the summer hiatus. As you may know I will be the chair of the practical photography group for the upcoming year, so here we go.

This month's meeting will be all about gear, large and small. It seems that when we are considering buying a new camera or lens we go to great lengths reading reviews and doing research. When it comes to the rest of our kit I think things are a little more confusing. If it wasn't I would not have four camera bags and three tripods. So come to the meeting and join the discussion. See you there.



Ed Tromble, Coordinator

Member Sharing Night September 17, 2019 7-9 pm

Our first Member Sharing night will start with a slide show of the club members who won ribbons in the Thurston Co. Fair photography competition.

Then we want to see what you have been doing over the summer. Please bring images of your summer activities, new things you have learned, new places you have explored, etc. **Limit is four images**, digital or print or a combination of digital and print. Size your digital images to 1024-2048 pixels on the long side, jpeg only. Place the images in a folder with your name on the folder. Use a jump drive/thumb drive to bring your images to the meeting.

Pam Hoaglund, Coordinator

General Meeting September 24, 2019 7-9 pm

This year I will be coordinating the General Meeting and hope to bring in some of our own members to speak and outside photographers as well.

This month Greg Mennegar will present a program on studio lighting and portrait photography. He will also show some of his artistic photography. Greg is a Washington native who moved to the Olympia area in 2006. He has always had a casual interest in art. His grandfather was a painter and his mother was very creative, always working on one craft project or another. He drew a lot when he was a teenager, but never actively pursued art. He first became interested in photography around 2003 when he purchased a 2 megapixel Olympus point and shoot digital camera. He dabbled in photography for a while and bought a DSLR in 2007. At that time, Greg embarked on a journey to learn about studio lighting. Since then he has focused primarily on portraits and fine art photography as well as the occasional wedding and events arena. Greg organized the Olympia Photographers Group and is very active in teaching new techniques in photography and speaking with fellow photographers.



Townsend Walton, Coordinator

Roy Rodeo Field Trip Report

by Susan Bradley

This year's Roy Pioneer Rodeo was an Olympia Camera Club unofficial field trip. I call it unofficial because the club goes on holiday in the summer months. There was the chance to meet up at the park and ride so that some people could carpool. But since Roy is close, it seemed that everyone wanted to drive. We all met just past the ticket booth and broke into smaller groups to claim our photo spots. The weather behaved for most of the event. We only had to duck under cover for a quick bit of rain and the rest of the time it was a perfect day to be outdoors.

This was a great chance to practice action photography, as well as some great opportunities for street type photography. I have seen some of the images from the trip posted on our Facebook page. I think everyone got some powerful images of the action and a few fine street type images.

After the rodeo a few of us met at Shari's Cafe and Pies in Lacey to talk about the day. It was a nice chance to get to know club members better, talk about the images we thought we captured and some future trips we are thinking of taking. I truly hope that everyone had a wonderful time. I know I did, and it was made better by sharing the moment with other camera enthusiasts.



**Roy Rodeo photo gallery continues
on next page.**

Roy Rodeo Photo Gallery



Field Trip – September 14, 2019

Noon to 4pm

Percival Landing and Olympia Farmers Market

Leader Susan Bradley

We will meet at the tower by the Anthony's Homeport at noon. The photographic opportunities include public art, street photography either on the waterfront or at the Farmers Market, plants and flowers, wildlife and boats in the harbor. The field trip leader will be Susan Bradley. Susan will point out the mentors to those who would like some help. If you have any questions you can email or call Susan. Her information is in the member directory.

Percival Landing is one of Olympia's three waterfront parks and is located on the east side of Budd Bay. This popular park and the adjacent farmers market are in the heart of downtown. The Landing includes a 0.9-mile boardwalk extending along the eastern shoreline of West Bay from the Fourth Avenue Bridge to Thurston Avenue. There are public art sculptures along the boardwalk. The Market includes vendors and usually live entertainment. There will be mentors available for those who are still learning how to use a camera that is new to them or if someone is struggling with a type of photography.

Map of the public art <https://olympiawa.maps.arcgis.com/apps/Shortlist/index.html?appid=1c5824c9ed03473bb454b83e8b4928ef>

We can meet up after at Dancing Goats Espresso Bar to talk about the day. <https://goo.gl/maps/f5CgzoYKAuJM2n3C7>



Report from the Annual Planning Picnic

On the evening of August 27, 2019 we held our OCC Annual Planning Picnic at the Black lake Grange. We had one of our largest turnouts and lots of good food. After a delicious meal President Bruce Livingston went over the results of the survey which was completed by 56 members. The number one thing members want to learn is how to critique their images. There are plans to address this topic in several different ways at meetings this year. Several of the other topics that scored well on the survey, as well as Field Trip destinations were also discussed with lots of great feedback from the members. Social coordinator, Linda Pardee reported that 28 people signed up for the potluck but 48 people attended the event. In order for us to better prepare for events like this it is imperative that members sign up using the online signup for the event. If using the online signup isn't convenient or possible, please email or call Linda that you will be attending, how many will be in your party and what food item you will bring. Linda's contact information will be provided in the announcements for the social events.



Looking for Ideas? See the OCC Club Calendar

by Susan Badley

Field Trip Coordinators, Susan Bradley and Cynthia Whelan are trying a new feature to the OCC calendar called "Photo Fun." Photo Fun will show events that are happening within Western Washington that offer photography opportunities. They will be identified on the calendar and in the monthly newsletter.

Since most of these events are on the weekends, we have created some limits. No more than three events, including club field trips, will be added per weekend, and free or low-cost events will be given priority over other events. Members will receive one OCC email per event.

We welcome any suggestions for events that could be added to the calendar. If you have an idea, please email either of us with as much information as possible. Please try to only send events that are at least two weeks or more away so that we have time to add it.

This month's Photo Fun events:

Sept 14th – Vashon Japan Festival

Sept 14th & 15th – Snohomish Sunflower Festival

Sept 21st – Historic Fort Steilacoom Museum Day

Sept 21st – NW Indigenous Peoples: Sharing Powwow Ways

Sept 21st – Tacoma Moon Festival

NATURE PHOTOGRAPHY AT ITS BEST

by Frank Townsend

The fall meeting of the Nature Photographers of the Pacific Northwest (NPPNW) will be November 2, 2019 at Clackamas Community College (19600 Molalla Ave, Oregon City, OR 97045). The doors will open at 8:30 AM, and program will begin at 10 AM.

The invited speaker is **Chris Balmer** under the generous sponsorship of **NIKON**. Chris is a professional nature photographer who has been highly successful in the sale of stock and fine art images. In addition, Chris operates Photo Adventure Workshops which provides workshops and one-on-one training in worldwide settings. Chris' morning presentation is titled "*Efficiency and Consistency*." The afternoon presentation is titled "*Mastering the Art of Seeing*."

Do bring your digital camera bodies for cleaning of the sensor, focus screen, and mirror apparatus as well as firmware updates at a bargain price by Advance Camera.

Digital Competition: In order to increase the number of Plant Life submissions, one Plant Life submission will not count toward the total of a maximum of two digital submissions. Digital files must be received no later than October 25. Send your digital files as email attachments, each 3 MB or smaller, to submissions@nppnw.org. Include text in the email message that describes the photo attachments. See the competitions page of the website for complete details. Use the following format for naming digital submissions: Category – Title by FirstName LastName.jpg. Example: Wildlife – Bull Moose by John Doe.jpg. Categories continue to be Plant Life, Scenic, and Wildlife. A confirmation of receipt will be sent for every submitted image. If you submit but do not receive a confirmation email by the deadline for submissions, please contact the competition manager at submissions@nppnw.org.

Print Competition: In addition, participants are encouraged to bring a maximum of two prints. The prints may be matted but not framed. The total external dimensions (including mat) must not exceed 40 inches (length + width). The categories for the print competitions are the same as those for the projected images. Deliver prints to the meeting between 8:30 and 9:45 AM.

Directions: Take Interstate 205 to exit 10 (Molalla Ave.). Proceed east (right if you are coming from the south or left if you are coming from the north) for 3.3 miles. Turn left on Douglas Loop Road. This is the entrance to Clackamas Community College. Park in the large lot that is immediately ahead and slightly to your right. We will meet in the **Gregory Forum** which is approximately one block from the parking lot. There will be signs to direct you.

Lodging: For those that wish to arrive on Friday (Nov. 1), a block of rooms has been reserved. Please contact the Monarch Hotel directly to reserve a room (503-652-1515). If you identify yourself as a member of the Nature Photographers of the Pacific Northwest, you will receive a special rate of \$99 plus tax for one or two persons. This block of rooms will only be reserved until Oct. 12. From I-205 take exit 14. You will see the Hotel on the west side of I-205. The Monarch's address is 12566 SE 93 Ave.; Clackamas, OR 97015. The Monarch Hotel will be the site of an informal conversation among **NPPNW** members beginning at 7:30 PM on Friday evening.

Printable registration form on next page

NPPNW

SEMIANNUAL MEMBERSHIP/PREREGISTRATIONName(s) _____

Single membership	\$10
Two members, one address	\$15
Three members, one address	\$20
Four members, one address	\$25

Check here _____ if this is your first meeting or if this is a new email.

Make checks payable to the Nature Photographers of the Pacific Northwest and mail to Frank Townsend, 1111 Archwood Drive SW, #215, Olympia, WA 98502. On-site membership/registration will be \$5 per participant more than the above.

Address _____

Telephone _____ E-Mail _____

The **Nature Photographers of the Pacific Northwest** meets twice a year, rotating meeting sites. The primary purpose of the **NPPNW** is to share information about nature and wildlife photography and thereby to promote the growth and development of its members. Our next meeting will be **April 4, 2020** in the Olympia\Tacoma area.

Special Thanks to NIKON

New Member Profile: Chris Shealy

What or who brought you to the club?

I found the club on Facebook and possibly Townsend talked me into coming.

How did you get interested in photography?

My dad was a photographer and gave me my first DSLR the original Canon Rebel and that started everything.

What kind of photography do you like to do?

I love all types of photography but concert photography is my favorite thing to shoot.

What equipment is in your camera bag?

Canon EOS R and any combination of Canon, Sigma and Lensbaby lenses depending on what I am shooting.

What post processing programs do you use?

Adobe Photoshop, Luminar, Aurora HDR and Topaz.

What do you want to learn from the club?

Natural lighting, studio lighting anything that helps push my photography to a better place.



Member Profile: Kay Schultz

What or who brought you to the club?

I found the club through the internet if I remember right.

How did you get interested in photography?

My friends and professors sparked my interest in Visual and Audio media. I'm interested in the art, sociology, ethics, and science of photography.



Serious photo fun started when I was a member of The Amateur Ghost Hunters of Seattle and Tacoma (AGHOST). I met my mentor and good friend, Jake Warga, Visual Anthropologist and Public Radio Audio guy. He let me tag along on many of his photo journeys including video filming ghost hunts in Deerfield, MA and on a photo assignment of artisans in Morocco.

My childhood interest in the arts continues today through photography so I can't say when I became interested. I seldom dabble in pottery, oil paints, and weaving now, yet find a creative outlet through photography. I met Barbara Kates through a pottery class she sponsored. Later, I enrolled in her SPSCC photography classes. She taught more than the essentials. We played with water, color and oil. Barbara challenged us to print our own photos, frame them, and put them on the wall!

Through The Evergreen State College, I took classes in media and ethics from Gilda Sheppard. The "Lighting for Film and Video" class taught complex theory on lighting for a video. Steve Davis taught the Documentary Photography theory with a critical eye. He called my saturated style "Happy Colors" in a not so complimentary tone. Thurston County TV taught me video production, sound and studio cameras.

What kind of photography do you like to do?

I like telling a story with light and visual anthropology. I like street photography or any photography for relaxation. I use the camera to be in the moment. Some people might call it meditation.

What equipment is in your camera bag?

Canon 6D and 7D bodies. My favorite lenses are the 70-200, 16-35, and 50 mm. My first camera was a Nikon film camera. I switched to Canon digital because friends used Canon, but the Nikon was awesome too. Audio gear

(Continued from page 9)

includes a Zoom recorder and Sennheiser shotgun microphone.

What post processing programs do you use?

Lightroom and Photoshop. For video I learned to use Final Cut Pro. For audio I have used Audacity and others. The Documentary Photography class at Evergreen was a film class and used the darkroom. I loved the darkroom and would often be the last person out.

What do you want to learn from the club?

I enjoy the enthusiasm of the group. I hope to improve the craft in a non-competitive way and meet people. I am ready to purchase lighter weight gear and would like some equipment advice. I loved the example of the smoke photography setup.



NWCCC NEWS

by Frank Townsend

Last month I reported that Brooks Jennings would be the featured speaker at the November 9 NWCCC Conference. It seems the announcement was a tad premature as another opportunity for him arose and the NWCCC released him from his obligation. Instead we are fortunate to have the noted Seattle photographer David Julian agree to be the key note speaker for the Conference. David is a published photographer and illustrator who mentors and conducts workshops. You can see David's work at www.davidjulian.com.

2019-2020 PSA PID Interclub Competition

Coordinator Pam Hoaglund

Several changes have been made to the organization of the Photographic Society of America (PSA) Interclub competitions for the 2019-2020 year.

The changes are:

- Size of digital images 1400x1050
- One make-up per year allowed
- Cannot use any image that was scored in a previous round
- Three rounds per year, closing Nov 15, Feb 15, Apr 15
- Participating members must sign the image release form
- In each round, each club can enter six images, one per member entered in that round

I will have the signup sheet at the Practical Meeting on September 10. Signup will be first come.

Requirements for Entering Image in PSA Interclub Competition

You must be an OCC member to participate but do not have to be an individual member of PSA.

Entry Guidelines:

- Images are to be digital only. Film images can be scanned into digital.
- Photographic work must be the maker's; no commercial clip art is allowed.
- Category is General. Content is "open" and may include creative images, with all forms of manipulation permitted.
- Color or Monochrome. Monochrome images are those that give the impression of black and white, or black and white plus one fully toned color.
- All submitted images are judged together and are not separated by Color or Monochrome.
- Image Release Form: signed by participating members. It guarantees the images are:
 - Their own work
 - They have the necessary model and or property release if ever needed
 - They give PSA permission to display their images on the PID Interclub website
 - They understand they alone hold all copyrights

Image Size:

- Digital images will be 1400x1050
- JPEG format only, with no file size restrictions.
- sRGB color space is recommended
- Suggested file name: title of image_photographers name. DO NOT put a watermark on the image.

Feeder Birds

by Dennis Plank

Sometimes luck drops wonderful opportunities in your lap and, if you're prepared, it can be an exhilarating experience. The last month has provided several such occasions for me.

It started on the 4th of August when I had finished photographing back yard birds attracted to our feeders and was sitting on the back porch. Suddenly, I heard the Purple Martins sound their alarm call and a Cooper's Hawk landed on one of our bird baths. The camera was still on the porch with me and I was able to open a door and get a fair number of shots in some really sweet light before it left.



The next occasion was at 11:20 on the morning of the 21st of August, I was again on our back porch and about to walk



out the door with the recycling when I saw a Sharp-shinned Hawk on the cross bar of the feeding station. My photography room is just through a sliding glass door from the porch and I raced in and grabbed my camera. As it turned out, racing was


hardly necessary. I took a few shots through the porch screen just in case I couldn't do any better and very slowly opened the porch door that gave the best view of the hawk. I took quite a few images just leaning against the porch in the open doorway, but eventually stepped out for a better angle. The hawk completely ignored me. Eventually it flew to a nearby apple tree and another Sharpie flew up from it. Both were juveniles and judging by the size disparity and the way they acted, they were a brother and sister. Neither seemed to much care for the others company, but after a little argument they settled on different perches. They moved around quite a bit and sometimes left for a short while, but kept coming back and never paid much attention to me as I moved around looking for better angles.



When I downloaded the card that afternoon, I found I'd taken 1451 images over the hour and 50 minutes they were here, and amazingly over 600 of them were good enough to not delete immediately, leaving me with the delightful task of sorting through to find the best ones. In addition to two very cooperative hawks, it was an overcast and showery day, providing some interesting backgrounds and great, if limited light.



Since that banner day, I've had three other days when a Sharpie has come to spend some time in front of my camera. One of them appears to be the male of the first pair and it's been interesting to watch it learn some patience and how to tuck itself out of sight and wait for the Goldfinches to return.



A new one showed up on the 29th with distinctive white patches on the back and as I was writing this I looked out to see it again.

You might think that with so many opportunities and images, I would get bored with these birds and at one point, I almost decided that I had had enough, but I went out anyhow and was rewarded with some special poses and some really nice perches.



So keep feeding the birds, because you never know what might come to your feeders!

How I Learned to Print Images at Costco

by Nancy Nelson

About the only time I ever print my photos is to enter them into the Thurston County Fair. Every year it's a frustration to get what comes out on paper to match what I see on my computer screen. In the hope of helping someone else, here are a few things I've learned:

- 1) turn your monitor brightness down (I set mine in the middle);
- 2) make sure you have auto-correct off in the final step of your print order;
- 3) set your monitor to Adobe RGB;
- 4) go to <https://www.drycreekphoto.com/icc/> and download the icc files for the specific Costco store you will be using. Note that each store has two printers - generally you will want to use the Fuji Frontier 590, not the Epson poster printer. Select either glossy or luster paper as appropriate. After you have downloaded the icc files, right click on each file and select "Install Profile".

The following applies to folks who use Adobe Lightroom CC:

- 1) when your photo looks the way you want it on screen, go to top banner and select File/ Edit in Photoshop;
- 2) once your image opens in PS, go to top banner and select Edit/ Convert to Profile; in the Pop-Up box that appears use the drop-down arrow to the right of Destination Space Profile and select the Costco printer you plan to use;
- 3) Select File/ Save As and: choose a location to save your image - rename your image if necessary;
- 4) change Save As type to JPEG; then another pop-up box will appear asking what quality file you want to create - I always choose Maximum.

I hope this is helpful, and would be very interested to learn any tips you have in regards to printing.

Waterfall Season

by Rosalind Philips

Fall, winter and spring are my favorite times to shoot waterfalls because the water level is higher due to the rainy season. This means that not only do the waterfalls have higher flow, but there are also lots of tiny waterfalls flowing down to roads. I love to shoot these rivulets; I find that they make interesting compositions and patterns with leaves, ice and snow.

So what's in my bag? I always pack a sturdy tripod. My tripod has a release on the legs so that I can spread the legs out so that I can get closer to the ground and gain different perspectives of the waterfall. I bring a 16-35 mm lens and a 70-200 mm lens so that I can get wide angle shots and close-in shots. I bring a polarizer to deal

with reflections and ND filters so that I can slow down my shutter speed if it is very bright. I also pack a camera raincoat so that my camera is protected against water spray and rain. And of course, the usual extra batteries, media cards, camera body and remote release; although these days I mostly use the camera timer. For my comfort I bring raingear, a pad to kneel on, and a camp chair. Rubber boots or hip waders are also useful for getting in the water to gain a different perspective of the waterfall.



What settings do I use? Of course the answer is, it depends. I generally shoot in manual, set the ISO to 100 and the aperture to f/8 or f/11. I do not need to worry about having a fast enough shutter speed because the camera is on a tripod and I tend to like the silky look to the water. If I want to have crisp water, I bump the ISO to 200 or 400 and set the shutter speed to 1/60 or 1/125. Otherwise I play with shutter speed, usually between 2 s and 1/15 s, until I am satisfied with the amount of silkiness. If it is a bright cloudy or sunny day, I will use my 3-stop ND filter to slow down the shutter speed. The secret is to not stand in one location and to vary the height of your tripod so that you gain different perspectives on the waterfall. Another tip is to slow down. Take the time to consider what you are doing. Don't forget to look around and see what else there is to photograph in the location. Don't just limit yourself to the waterfall.

How do I find waterfalls? My favorite resource is "A Waterfall Lover's Guide Pacific Northwest" by Gregory Plumb (https://www.amazon.com/Waterfall-Lovers-Guide-Pacific-Northwest/dp/1594857539/ref=sr_1_1?crid=1BNWN89X1XAP2&keywords=waterfall+lovers+guide+pacific+northwest&qid=1567791355&s=gateway&sprefix=the+waterfall+lover%2Caps%2C218&sr=8-1). After I find a waterfall that I am interested in, I go to the Northwest Waterfall Survey (<https://www.waterfallsnorthwest.com/>) and look up the falls' details. This gives me a rating of the waterfall, the best time to go and even some tips for shooting the falls. I find rivulets by driving along forest service roads. My favorite route is to drive up the Hood Canal on 101 and explore

(Continued on page 13)

(Continued from page 12)

the roads along the Hama Hama River, the Dosewallips River and the Duckabush River. Another waterfall I enjoy is Tumwater Falls at Tumwater Falls Park. There are lots of rivulets along the trail and during September and October, the added bonus are salmon in the Deschutes River.

So enjoy the rainy season and explore waterfalls.



Ridgefield Book Opportunity

by Rick Browne

We are in the early stages of collecting superb photography taken at either of the Ridgefield National Wildlife Refuge locations (either the River S or Carty units) for consideration for a coffee table book that will be published next year, with the profits going to the Friends of the Wildlife Refuge for their use in supporting programs that promote and educate the public about this wonderful treasure that we share. Each photographer will receive two copies of the book, will have their name, portrait, and a paragraph about them in the back of the book, and be able to purchase additional copies at a widely reduced price. Please send 300 dpi .jpg photos to rick-browne@me.com. You MUST include your name, contact information, and a description of where the photos were taken on the Refuge properties. Once the final edit has been finished you will be contacted and presented with a formal agreement so that we may use your photos with your credit. We are accepting images until the end of December, 2019.

The book is planned for release in late 2020 and will be offered for sale at various outlets in Ridgefield, Vancouver and Portland, as well as online at a website to be set up next summer.

If you have questions please call Rick at 360-607-8550 or text him at rickbrowne@me.com. Please share this infor-

mation with anybody you know who has taken scenic photos or wildlife photos on Ridgefield's two refuge locations. There is NO limit per photographer of how many you send in, however we will more than likely limit each photographer to 1-3 images in the final book. So if your photos are selected you will know that they are the best we found.



Thanks for the Memories

by Colleen Easley

Over the years we take many beautiful images of places we visit, but we also take some photos of each other enjoying club activities. Field trips, potlucks, the Thurston County Fair, and other activities usually result in images of our fellow club members, but often those images are hidden away on our personal computers and lost to other club members. As a way of recording our history, we try to capture some of those images in a Flickr group called OCC Activities. <https://www.flickr.com/groups/occ-activities/pool/>

As your webmaster, I'm asking you to try to remember to include photos you take of other members in this group. Please join the group now so it will be available the next time you come home with images of your fellow camera club members. If Flickr storage space is an issue, you can send the images to me and I'll post them on the Olympia Camera Club Flickr account and place them in the group. If you do that, you should watermark them so others will know who took them. To get your images to me, you can email them to webmaster@olympiacameraclub.org or you can use the OCC Member Sharing DropBox folder labeled OCC Activities Flickr Group. Just be sure to put them into their own folder labeled with your name and then email me to alert me of your contribution.

Membership Report

by Colleen Easley

We now have a total of 162 members. We had three new members join in August. Please welcome Melanie Conowitch, Alex Farrell, and Christi McGinley.



Welcome!

We are glad you are here!

Member's Directory

by Colleen Easley

Please take a moment to update your profile in our online Member's Directory. Putting in a photo of yourself and a brief bio will help others get to know you better and provide for a better experience for you and the new friends you're sure to make as a result of club membership. Visit the Member's Directory page in the Member's Only area of the website for instructions.

"BOKEH"

Have you ever wondered how to pronounce "bokeh"? Watch this video for a little insight.

<https://www.diyphotography.net/pronounce-bokeh-heres/>

Member Gallery



Member Gallery



Olympia Camera Club Business Meeting Draft September 3, 2019 Casa Mia Restaurant, Olympia

Officers and Members present

Bruce Livingston, Townsend Walton, Tammy Mandeville, Meredith Rafferty, Pam Hoaglund, Ed Tromble, Rosalind Philips, Dale Easley, Colleen Easley, Linda Pardee, Kim Buechel, Gene Pardee, Ed Mandeville.

The meeting was called to order by President Bruce Livingston at 6:30 pm. with a quorum present.

August Minutes

Pam Hoaglund moved to approve the minutes of the August 6, 2019 Business Meeting. Rosalind Philips seconded the motion. MSC Unanimous.

Treasurers' Report

John Damatio was not present at the meeting; however, the Treasurers' Report is on file in the OCC Dropbox.

Treasurer's Report September 3, 2019	
August 1 - August 31, 2019	
WSECU Checking	
Starting Balance (8/1/19)	\$2,685.65
DEPOSITS	
Total Deposits	0.00
EXPENSES	
Technology - Adobe Subscription	10.92
Community Outreach - TCF	279.79
Meeting Expenses - Planning Picnic	50.00
Total Expenses	340.71
Ending Balance (8/31/19)	\$2,344.94
WSECU Savings	
Starting Balance (8/1/18)	\$3,395.74
Dividend Interest	0.73
Ending Balance (8/31/16)	\$3,396.47
PayPal Balance	\$ 140.88
Total Balance	\$5,882.29

Old Business

Non-Profit Work-group

Meredith Rafferty led a discussion on Business Meeting minutes, signatures and retention of OCC records. Pam Hoaglund moved to establish a requirement that OCC resolutions and minutes, when adopted, must be signed by both the Secretary and the President, and signed versions must be kept by OCC as its official files. Kim Buechel seconded the motion. MSC Unanimous.

Meredith Rafferty reviewed the Conflict of Interest Policy. Meredith led a discussion on the Policy. Rosalind Philips moved that we accept the Conflict of Interest

Policy as presented to the Board. Ed Tromble seconded the motion. MSC Unanimous. All Board members then signed a Conflict of Interest Policy document.

Membership Committee

Colleen Easley reported that we have 3 new members, for a total of 162 members.

President's Report

Bruce Livingston thanked everyone for the great attendance at the Planning Potluck. Bruce has secured the meeting room (Pod A) at Capital High School for the upcoming year.

Community Liaison

Bruce Livingston reported that he and club member Celeste Wade will be photographing the "Heroes for Housing" fundraising Breakfast. A discussion followed where Bruce described the Heroes for Housing organization.

General Meeting

Townsend Walton reported on speakers for upcoming meetings.

Practical Photography

Ed Tromble presented the schedule for the coming year. A discussion ensued.

Member Sharing

Pam Hoaglund discussed ideas for future meetings.

Social Chair

Linda Pardee reported that the potluck turned out great and stressed the importance of members who attend events to sign up.

Equipment

Rosalind Philips reviewed her research on a replacement computer for the OCC. A discussion ensued. Rosalind moved that we authorize \$1500.00 to purchase a new computer. Pam Hoaglund seconded the motion. MSC Unanimous.

Newsletter

Pam Hoaglund reviewed articles needed for the September Newsletter.

Webmaster

Colleen Easley led a discussion on Flickr and getting Federal Tax Id #. A Federal Tax ID would allow the Club to have a PRO Flickr account at no charge.

(Continued from page 16)

Field Trip Committee

No report. Bruce noted that the upcoming Field Trips are all posted on the Club Calendar.

NWCCC

The Whale watching adventure will be on September 7, 2019. The November 9, 2019 Conference will have Seattle Photographer and Illustrator David Julian as the keynote speaker. (Note the change from previously announced speaker) The October board meeting will be held at the Burien Library, Saturday September 14, 2019 at 10 am.

NWCCC Traveling Prints

Kim Buechel discussed voting on Traveling Prints photos. A discussion followed about the possibility of incorporating a short "Critique session" in the voting for Traveling

Prints. We will be seeing the first of the Traveling Prints in November or December.

NPPNW

The fall meeting will be November 2, 2019 at the Clackamas Community College in Oregon City. Chris Balmer, sponsored by Nikon, is the featured speaker.

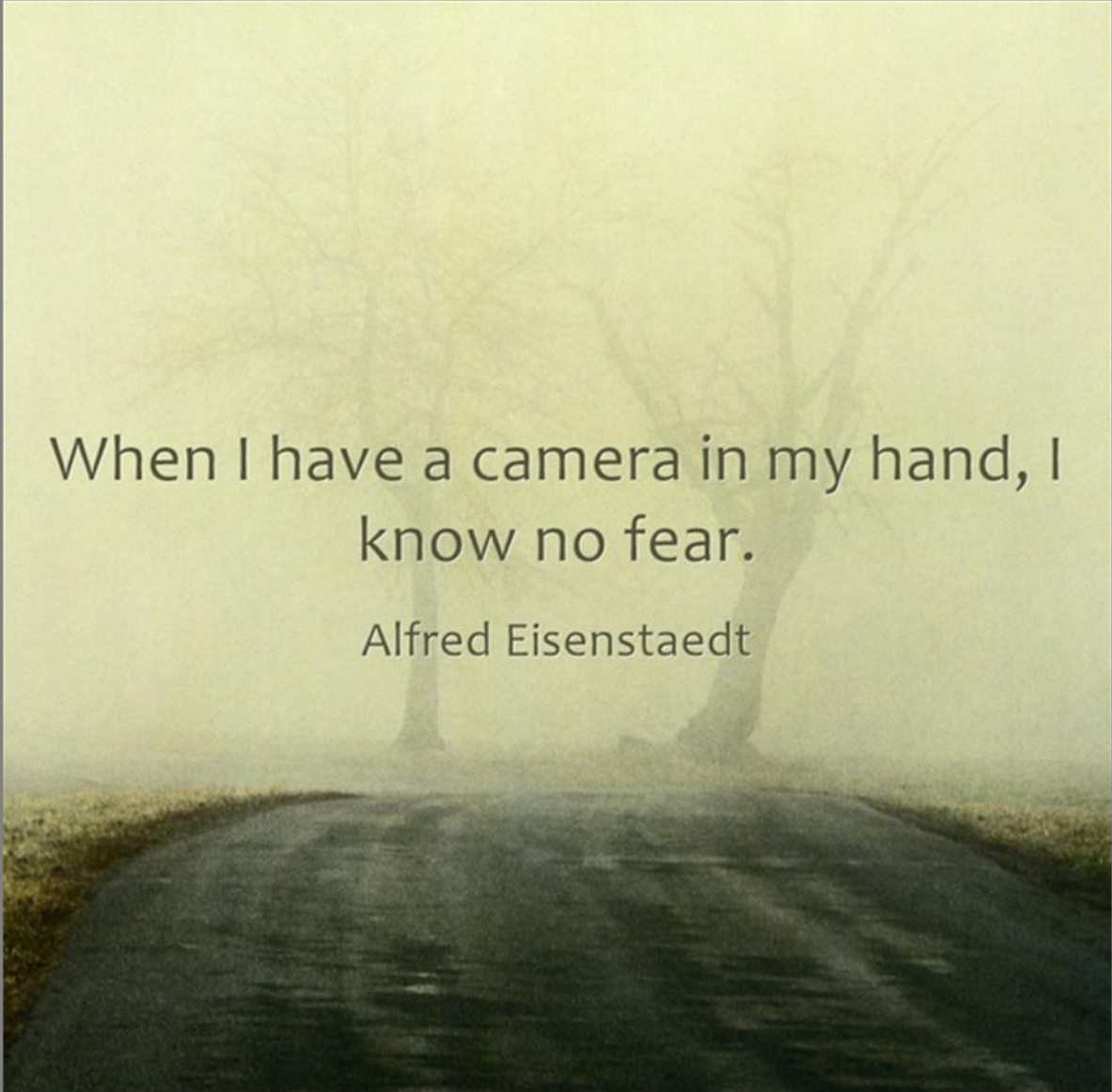
PSA

Pam Hoaglund will be registering us for the PSA Digital Interclub Competition again this year. She explained the rules changes for the 2019-2020 PSA competition year.

Adjournment

Rosalind Philips moved that we adjourn the meeting. Pam Hoaglund Seconded the motion, MSC Unanimous.

Submitted by Tammy Mandeville, Secretary



When I have a camera in my hand, I
know no fear.

Alfred Eisenstaedt

Photographic Society of America (PSA)


PSA is a worldwide organization for anyone with an interest in photography. Founded in 1934, the Society is for casual shutterbugs, serious amateurs, and professional photographers.

Individual digital membership is \$45 a year.

Membership offers a wide variety of services and activities:

1. Monthly Journal
2. Online photo galleries
3. Image evaluation
4. Study groups and courses
5. Competitions
6. Annual Conference
7. Discounts on photography-related products/services
8. PSA travel aide

For a complete overview of membership benefits go to www.psa-photo.org



Dates to Remember

9 September Digital Imaging
 10 Practical Photography
 14 September Field Trip Percival Landing
 17 September Member Sharing Night
 18 September Koffee Klatch
 24 September General Meeting

1 October OCC Board Meeting
 2 October Koffee Klatch
 8 October Practical Photography
 14 October Digital Imaging
 15 October Member Sharing
 16 October Koffee Klatch
 22 October General Meeting
 30 Koffee Klatch

Sizing Images for Newsletter

Format: jpeg, max quality
 Dimension: 1024 pix long side
 Please keep images 3MB or less
 Please title your image and include your name in title
 Title_Your Name
Please Watermark your image!

All photographs in this newsletter are under copyright protection. They may not be used without permission from the individual photographers.

Please submit articles and photographs to:

newsletter@olympiacameraclub.org

Deadline for articles and images for October newsletter is 3 October at midnight.

September 2019

Olympia Camera Club Monthly Meetings


Business Meeting

Monthly on the First Tuesday of the Month

Wednesday, **October 1, 2019** from 6:30pm to 8:30pm

Open to all. Join us before the meeting at 5:30pm for dinner.

Contact: Bruce Livingston, President



Practical Photography

Monthly on the Second Tuesday of the Month

Tuesday, **September 10, 2019**

Program: This month's meeting will be all about gear, large and small. What are the essential things you should have in your camera bag?

Contact: Ed Tromble, Chair



Member Sharing Night

Monthly on the Third Tuesday of the Month

Tuesday, **September 17, 2019**

Program: The meeting will start with a slide show of the Thurston Co. Fair winners. Then we want to see what you have been doing this summer. Bring up to four images to share of your summer activities.

Contact: Pam Hoaglund, Chair



General Meeting

Monthly on the Fourth Tuesday of the Month

Tuesday, **September 24, 2019**

Program: Club member Greg Mennegar will present a program on studio lighting and portrait photography. He will also show some of his artistic photography.

Contact: Townsend Walton, Chair



Koffee Klatch Meet up, Every Other Wednesday Morning from 9am to 11am

Panera's Bakery, 2525 Capitol Mall Drive SW, Westside of Olympia

Open discussion about photography and other topics of interest



Executive Committee**President**

Bruce Livingston

Vice President

Townsend Walton

Secretary

Tammy Mandeville

Treasurer

John Damitio

Associate Memberships**Committee Chairs****Community Liaison**

Bruce Livingston

Equipment Custodian

Rosalind Philips

NWCCC Traveling Print & Open Salon Competitions

Kim Buechel

Field Trip Coordinator

Susan Bradley/Cynthia Whelan

Membership

Colleen Easley

Practical Photography

Ed Tromble

Member Sharing Night

Pam Hoaglund

Newsletter Editor

Pam Hoaglund

PSA Representative

Pam Hoaglund

Thurston County Fair

Colleen and Dale Easley

NPPNW Liaison

Frank Townsend

NWCCC Liaison

Frank Townsend

Scavenger Hunt

Rosalind Philips

Webmaster

Colleen Easley

Social Committee

Linda Pardee

Olympia Camera Club
 P.O. Box 13333
 Olympia, WA 98508-3333