


# Shutterbug Times

## Olympia Camera Club

www.olympiacameraclub.com  
Celebrating 70 years of photography



January Issue  
Volume 70, Issue 1

## Contents

General Meeting.....	1
President's Corner.....	2
January Tip.....	2
Calendar.....	3
Digital Imaging Group.....	4
Member Spotlight.....	4
Business Meeting Minutes...	5

*Welcome to our  
newest members*

*Kristi Matson,  
Mark Matthies, &  
Jeff Delacruz*

### General Meeting

#### Members Themed Program

Are you creative? Do you see the Stage of Light differently than others? Do you photograph based on themes? If you do, and even if you don't, then you are ready for a **Members Themed Vignette Program**. This is a themed show done by various members of the club and can be no longer than ten minutes in length. If two or more members are doing the same single themed presentation together, then you are allowed fifteen minutes. Please allow for Q&A within your time limit. All Media is

welcome (Slides, Digital, Prints, and Video). Your theme can be on anything. (Water, School, Zion Natl Park, Zoo, etc... were just some of the themes presented last year) Let's have a great time and please email Dave Simmerman, [dasimmerman@comcast.net](mailto:dasimmerman@comcast.net) by Jan 14, 2005, if you plan to participate in the program

(this will help with time scheduling of the shows and equipment setup). Last year we had seven



members showing their wonderful imagery. The meeting will start promptly at 6:30pm, Roosevelt Elementary School, January 24, 2005.

# Presidents Corner

## President's Corner

Happy New Year fellow photographers!! I hope your 2005 photographic spirit will shine and your capturing of precious light will come true!

I have some great news!! The Olympia Camera Club Website has won the 2003-2004 Golden Web Awards. The Golden Web Award is given to those websites whose web design, originality and content have achieved levels of excellence deserving of recognition. The website was voted upon by graphic designers, webmasters, and professionals worldwide. Let me say that "This could not have happened without the positive feedback of our members." As the President and Webmaster, I want to

thank each and every one of you for supporting the Olympia Camera Club website. We now proudly display the award on our website homepage.



I hope all of you have renewed your membership for the 2005 year and are ready to have some more fun with photography. I'm ready to see all of you for the next coming years. We've already had some great field trips, general programs (I personally

liked the Becci Crowe presentation of Africa), and a good sense of camaraderie. The Digital Imaging and Appreciation Groups are doing well and are attracting more and more members to get involved. Our Community program, involving the Capitol Land Trust, is starting to see the fruits of our labor. Several images are being selected for their brochure and website.

So in closing I would like to say: "Welcome to the new year and together, lets take the Olympia Camera Club to the next level."

**David A Simmerman**  
*Keep the Photographic Spirit in your hearts and the Camera to your eye!*

## January Photo Tip

"Emphasis on technique is justified only so far as it will simplify and clarify the statement of the photographer's concept". - Ansel Adams

### 1. Use a Narrow Tonal Range

Photographic film can't handle a wide tonal range. When you photograph very bright things and very dark things together (sunlight in water and shadows in trees) the film will lose all the detail and you'll end up with stark overexposed white and total underexposed black. Instead, look for mid-tones with little difference between the brightest and darkest highlights. Flowers and trees for example are often best photographed on overcast, drizzly days.


Your eye can handle a difference in brightness (a 'dynamic range') of about 2,000:1 (11 camera stops). Print film is limited to no more than 64:1 (5 stops) and slide film is even worse, at 8:1 (3 stops). Ansel Adams' 'Zone System' divided light levels into 11 'zones' and advised using a narrow zone (or tonal) range.

### 2. Work The Subject Baby!

As film directors say, film is cheap (although it's not always their money!). Work the subject and take different shots from different angles. The more you take, the more likely you are to get a good one. Don't be afraid to take five shots and throw four away. Find different, unusual viewpoints. Shoot from high and from low. It's often said that the only difference between a professional photographer and an amateur photographer is that the professional throws more shots away. National Geographic magazine uses only 1 out of every 1,000 shots taken.

### 3. Hyperfocal

A popular 'pro' technique is capture great depth by combining a close foreground and deep background. Use a wide angle lens (20-28mm), get a few inches from the foreground (often flowers), put the horizon high in the frame. Using a small aperture (f22) keeps everything in focus (hyperfocal). Use a hyperfocal chart to correspond distance with aperture, or just use the smallest (highest f-number) possible.



(continued on page 3)

January						
Sun	Mon	Tue	Wed	Thu	Fri	Sat
						1 New Years Day
2	3 7:00 Appreciation Group **	4	5 5:30 Business Meeting	6	7	8
9	10	11 6:00 Digital imaging Group	12	13	14	15
16	17 MLK Day	18	19	20	21	22 11:30 Yearbook Gathering
23	24 6:30 General Meeting	25	26	27	28	29
30	31		Feb 2 Business Meeting TBA			** Appreciation Group will meet at Liberty's in January

## January Photo Tip


(continued from page 2)

### 4. Expose For Highlights

When a scene has a mixture of very bright and very dark areas the light meter in your camera will have difficulty finding the right exposure. In such high-contrast shots, try to expose for the highlights. To do this, walk up to, zoom in to, or spot meter on the most important bright area (a face, sky, detail) and half-depress the shutter release button to hold the exposure (exposure lock). Then recompose and take the shot. To be on the safe side, take several 'bracketed' shots.

### 5. Under(over)expose for Deeper Colors (SLR only)

On slide film, a slightly underexposed image (on print film a slightly overexposed image) can give deeper, more saturated colors. The deeper color



also makes the subject appear heavier. On a manual SLR camera, select the next shutter speed up (1/250 when 1/125 is recommended by the meter). On automatic camera, set the exposure compensation dial to -1/2 or -1. Similarly you can underexpose for paler, lighter images.

The effect is dependent upon your camera and film so try some test runs to find the best combination. On my camera (a Minolta X-700 with Fuji Velvia film) the recommended exposure works best and underexposure just lost detail.

### 6. Bracketing (SLR only)

Always expose for the most important highlight. When in doubt about the correct exposure, take several 'bracketed' shots. You 'bracket' around a shot by taking one regular shot, then a second shot slightly darker (-1 stop) and a third shot slightly lighter (+1 stop). Some cameras offer this as an automatic feature.

### How To Get Deep Colors

1. Use a polarizer filter
2. Shoot in the late afternoon
3. Use 'saturated' slide film
4. Use a narrow tonal range

Excerpted from: PhotoSecrets San Francisco and Northern California.

Copyright 1997 PhotoSecrets Publishing. All rights reserved.

[www.photossecrets.com](http://www.photossecrets.com)

## DIGITAL IMAGING GROUP JANUARY 2005

At the December Digital Imaging Group (DIG) meeting, members decided to launch a third Personal View project. The objective of the Personal View projects is to showcase individual creativity by having participants interpret, or reinvent through digital post processing, unedited images that had been previously selected by the group. During the January DIG meeting we will review candidate images for the latest Personal View project. If you have an image that you would like to have considered, be sure to bring it to the meeting. Images from the previous projects are posted on the OCC web site.

## JANUARY 11 MEETING AGENDA

**1. Review Images for March Personal View Project (All, 30 Min.)**  
**Remember to bring your images for the March Personal View Project.**

**2. Advanced Photoshop/Elements: Camera Raw (Sandler, 30 Min.)**

In this session we will show how to use Camera Raw to correct an underexposed image and we will complete the review of menu options.

Note: [Adobe Elements 3 now supports Raw files.](#) Shooters that have wanted to use Raw but have not done so because of the high cost of Photoshop CS can now process Raw files by purchasing or upgrading to Elements 3. See review link below for more information.

**3. Sharing Prints and Images (All, 10 Min.)**

**4. Problem Prints and Images (All, 30 Min.)**

Bring an image on CD and members will make corrections in real time.

Bring a print and members will discuss possible solutions.

## ADOBE ELEMENTS 3 REVIEW

Adobe's latest version upgrade to Elements has some very useful new features including Raw file processing and noise reduction. To learn more, check out this link:

<http://www.dpreview.com/reviews/adobeelements3/>

## EPSON RELEASES THE Epson P-2000 Multimedia Storage Viewer

According to the reviews, the P-2000 is the most usable of the portable image storage and viewing devices on the market. With 40 GB of hard drive storage and a stunning 3.8 screen the 10 oz P-2000 may replace your laptop on your next vacation. Here are two reviews:

<http://www.dpreview.com/reviews/epsonp2000/>

<http://www.luminous-landscape.com/reviews/accessories/P-2000.shtml>

---

## January Member Spotlight : Dave Simmerman

OCC: How did you get started in photography?

DS: It all began at Ft Campbell, Kentucky, when I bought my first 35mm Fuji Manual SLR. I wanted to capture all the memories of my military life.

OCC: How long have you been a photographer?

DS: Since 1986

OCC: How did you first hear of OCC? How long have you been a member?

DS: I did a search of the internet for Camera Clubs in the area. I came across the OCC's first website, created by Loren Freeman. I called Terry Liberty, who was the President at the time, and asked what the club was all about. He even invited me to one of their field trips and that's where I met Bonnie and Irwin Medoff. They were very friendly and showed me a great time. That convinced me to join at the next general meeting, which was a scavenger hunt dinner. That October I volunteered to be the Newsletter Editor and Webmaster. I have been a member of the OCC since 2002.

OCC: Is there a photographer you admire? Why?

DS: I admire the work of Art Wolfe and his sense of importance the earth is to mankind. I want to preserve the land as shown in his photographs for all of our children's children to see. I also am finding myself following in the eyes of Terry Liberty. Looking down at the images presenting themselves in not so obvious places.

OCC: Have you had any photographs published? Tell me about the experience?

DS: No - but hope to some day!!!

OCC: What is your favorite subject to photograph?

DS: While I love to photograph nature and waterfalls, I'd say my favorite is to do portraits of women. I want to capture that essence that says: "I am a beautiful person no matter what I look like on the outside."

OCC: Tell me about your favorite photograph?

DS: All of them are my favorite, but the one I like most so far and the one I've printed the most, is the one I call Autumns Glory. It was a shot taken on an OCC Field Trip to Leavenworth, WA. We were on some back road on a bridge and Frank and I were photographing the Yellow Aspens and other fall colors. All I have to say is "Turn around, there is a beautiful photograph just waiting for you." Frank probably has the same shot in his archives.

OCC: What cameras have you used?

DS: I have used 35mm, Prosumer digital point and shoot, and now I use a 6.5Mp Digital SLR.

OCC: What camera do you currently use most?

DS: Canon D60 Digital SLR w/28-135 IS Lens

OCC: Have you helped anyone else get started in photography?

DS: Yes, my daughter Maria

OCC: What tips would you have for the club?

DS: Continue to have good rapport among the members and offer assistance when needed. Keep the educational general programs and encourage more member participation.

Next Month: Jeff Delacruz

## December Business Meeting Minutes

The November meeting minutes were read and approved  
The Treasurer's report for November is as follows:

November Beginning balance	182.84
Transfer from savings	+260.00
Dues	+18.00
2005 Dues	+54.00
Coffee kitty proceeds	+14.56
<b>Newsletter &amp; Stamps</b>	<b>-71.81</b>
Rent for meeting room	-200.00
Website	-66.47
Speaker Becci Crowe's transportation	-25.00
Ending Balance	166.12
Savings account beginning balance	1832.50
Interest	+1.17
Transfer to checking	-260.00
Savings ending balance	1573.67

Treasurer Bob Kletsch will prepare an annual report at year end.

### Social Programs

- Bonnie Liberty is planning the yearbook construction party for January 22, 2005.
- Diana Schlesselman will contact Kathy Morris about a possible trip in January to view eagles.
- Dave Simmerman may sponsor a trip to Bellevue Gardens for a light display in December.
- Diana Schlesselman will check on local events, such as other light displays.
- Terry Liberty will construct the cover for the OCC yearbook.
- Terry Liberty will send out a reminder email about the OCC yearbook party.

### Newsletter

Articles need to be submitted by the 3<sup>rd</sup> week of the month.

### General Meetings

- Other than the Christmas party, no meetings are planned.
- Dave Simmerman suggested a themed program, where members present images with a certain theme. Dave had originally thought April or June would good months for themed programs, however since there is no planned speaker for January, we will have the themed program in January. We will have another themed program in June. Dave will send an email to members asking for participation in the January program.
- Diana Schlesselman asked if there is a written history of program topics we can use for ideas and suggested that we start keeping a history for future planning.
- The club will nail down all the general meeting programs for February through June at the January business meeting.

- The following suggestions were made regarding the time crunch at general meetings.
  - o Do business before the speaker begins
  - o Post the schedule for the meeting on the board so everyone is aware
  - o Assign a meeting facilitator to monitor timing
  - o Cut the question and answer portion of the program rather than anything else
  - o Start on time and keep the break to 10 minutes
  - o Partially set up equipment before the meeting

### Digital Group

The personal view project is due December 14<sup>th</sup>.

### Website

- After some down time due to a mix-up with the renewal, the website is back up and renewed.
- There were 865 hits in November
  - Olympia Camera is still the number one search string.
  - Dave Simmerman is looking for volunteers for a website committee to decide on website content.

### Thurston County Fair

- Frank Townsend is holding a meeting on December 7<sup>th</sup> at 6:30 pm at the Apple Park apartments clubhouse to discuss the rules for the 2005 fair.
- Frank shared the score sheet for the 2004 exhibit. There is room for improvement for signs and identification and education display
- The F-67 club has asked our club to judge their print salon next spring.

### Community Liaison

- Bonnie Liberty announced our services at the Network Connections meeting she attends each month. There were no takers.
- The Nature Photographers of the Pacific Northwest are looking for help with their conference in April at SPSCC.

### NWCCC

- The Council has called for suggestions and comments about the last Conference. Terry Liberty will forward suggestions and comments to the Vice President of the council.

### Digital Projector

- The club needs to explore options for a digital slide projector, screen and stand. We may need to fundraise.

The *next* business meeting is tentatively scheduled for January 5th at Plenty's Restaurant ( downtown Olympia, on 4th Street).

### Committee chairs

House

**Rich Kalman**

(360)866-1415

aldertree2@aol.com

NWCCC Traveling Slides

**Richard Kletsch**

(360)864-2523

richest@toledotel.com

NWCCC Traveling Prints

**Jerry Weeks**

(360)491-6678

geraldweeks@cs.com

NWCCC Digital Imaging

**Larry Jensen**

(360) 456-3555

larryjensen@comcast.net

Thurston County Fair

**Frank Townsend**

(360)705-1349

fmat3200@cs.com

Phone Tree

**Kathy Morris**

Social Programs

**Diana Schlesselman**

dianaschlesselman@hotmail.com

Newsletter Editor

**Jim Wall**

(360) 402-1197

occ@wallshots.us

Webmaster

**Dave Simmerman**

(360)459-9520

dasimmerman@comcast.net

Community Liaison

**Terry Liberty**

(360) 786-6652

libertyt@sprynet.com

Digital Imaging Group

**Rick Sandler**

(360) 786-9775

laurel.lodge@comcast.net

### Executive Committee

**Dave Simmerman** - President

**Frank Townsend** - Vice President

**Shauna Raphael** - Secretary

**Robert Kletsch** - Treasurer

**Kathy Morris** - Immediate Past President

**www.olympiacameraclub.com**


*Pay Membership Dues online  
or send them to:*

Olympia Camera Club  
2626 Otis St SE  
Olympia, WA 98501

Email:occ@wallshots.us

Phone:(360) 402-1197

**We're on the WEB**



Olympia Camera Club Newsletter

Jim Wall - Editor

3200 Capital Mall Dr SW #X204

Olympia, WA 98502

**FIRST CLASS**

Address Correction Requested

---