



# Shutterbug Times

Official Newsletter of the Olympia Camera Club

Olympia, WA

Established in 1935



May 2021

[www.olympiacameraclub.org](http://www.olympiacameraclub.org)

Volume 86, Issue 5

Find us on Facebook: [www.facebook.com/groups/OlympiaCameraClub](https://www.facebook.com/groups/OlympiaCameraClub)

## Rowena Crest Sunrise



© Pamela Hoaglund

## In this issue:

**President's Corner p. 2**  
**Dates to Remember p. 2**  
**Monthly Meeting Topics p. 3**  
**General Meeting Speaker Bio p. 4**  
**Annual Meeting Best Images p. 5**  
**June VFT p. 5**  
**2021 Virtual Field Trip Schedule p. 5**  
**NWCCC Traveling Images p. 6**  
**Cape Blanco p. 7 - 8**  
**Membership Report p. 8**  
**Thurston County Fair p. 8**  
**Webmaster Report p. 8**  
**Adventures in High Key p. 9 - 10**  
**Oregon VFT p. 11 - 16**  
**Board Mtg Minutes p. 17 - 18**  
**Member Galleries p. 19 - 22**  
**PSA p. 23**  
**How to Submit to Newsletter p. 23**  
**Editor's Note p. 23**  
**Executive Committee p. 24**  
**Committee Contacts p. 24**

## President's Corner

May flowers are abundant around us. Vivid colors of rhododendrons, tulips, daffodils and meadow flowers are filling our environment. All posing and waiting for you and your camera. Respect them, treat them nicely and they will provide you with wonderful images. Now is the time to try out your skills in macro photography, show those pedals, leaves and flowering buds in ways that bring out the oo's and ahh's of viewers looking at your images.

Our speaker in April, Jim Koepnick, presented an amazing program on aviation photography. By far some of the best photos I have ever seen of various planes both in the air and on the ground. Ed Tromble just keeps hitting the ball out of the park with the speakers he has brought in for our General meetings this year.

I know it has been a struggle for a lot of us traversing our current Covid world, but with vaccinations becoming more available, there is a light at the end of this long tunnel. Still, stay vigilant and take all precautions necessary so we can someday meet again in person. We have talked about eventually meeting by

both in person and through our zoom platform as more and more of us get vaccinated. No date has been set yet when that may happen, perhaps in the fall or winter months.



I can't thank all of you enough for staying with the club, becoming tech savvy and Zoom platform professionals. We've come a long way. Through this year, the club has provided us with educational opportunities and new challenges with our photography skills. I, for one, have certainly enjoyed the year zooming with the Camera Club.

To quote one of my favorite philosophers of life, my wife, Karen, "it's all downhill from here, until it's uphill again." Stay safe, stay healthy and see you on zoom again soon.

T. Walton

## Dates to Remember

**All club meetings will be virtual on Zoom**

### May

**11 May Practical Photography**  
**18 May Member Sharing Night**  
**22 May General Meeting**

### June

**1 June Board Meeting**  
**3 June Articles and Images due for Newsletter**  
**8 June Practical Photography**  
**15 June Member Sharing Night**  
**22 June Annual Meeting**  
**29 June TBD**

## Monthly Meetings

**All club meetings are virtual  
taking place using Zoom**

**The Zoom link is available on the OCC Website in the  
Members Only Area - Zoom Link**

### **Practical Photography May 11, 2021 7-9 pm**

Next month will be my last Practical Photography session - so I will open this month's Practical Photography session up to a round table discussion. I want to get your input about what worked this past year, what didn't work, and what you would like to see in the next year, in the hopes of providing good input for whoever takes over Practical for the upcoming year. Also, bring your questions about anything photography related. Questions can be about post-processing, camera settings or techniques, how to expose for tricky situations, flash photography,.....or ANY photo related question you may have.

*Bruce Livingston, Coordinator*

---

### **Member Sharing Night May 18, 2021 7-9pm**

Our Member Sharing Meeting will be on Macro Photography this month. Select six of your favorite macro or close-up photos to share at the meeting. Google images on macro photography for ideas. Be sure to upload your images to the OCC Dropbox, Member Sharing folder to get in on the fun. We look forward to seeing your submissions.



*Clair Ferris, Coordinator*

---

### **General Meeting Saturday May 22, 2021 2-4pm On the OCC Zoom link**

**Please note the change in the date and time of the General meeting for this month. We will have a special presentation by professional photographer Mike Moats on Macro Photography. See his bio and images on the next page.**

*Ed Tromble, Coordinator*

**Special Presentation by Mike Moats**  
**Saturday May 22, 2021**  
**2 - 4pm on Zoom**

**The Properly Equipped Macro Photographer**

Being a properly equipped macro photographer is not just about the equipment, but also equipping yourself with the how-to knowledge of macro photography. Mike will cover the most important equipment for macro photography, how to control depth of field, a little about composition, and subject matter.

Mike Moats is an international award winning full time pro macro photographer from Michigan. He is a Tamron Image Master, and his articles and images have been published in many photo magazines for over 15 years. He has a Macro Photo Club online with over 2,000 members, from 18 countries. Mike teaches workshops and speaks at photo conference throughout the US

Mike Moats Tiny Landscapes  
Sterling, Michigan  
586-770-3992  
<http://www.tinylandscapes.com>



## The 2021 Best of the Year Annual Meeting June 22, 2021

Well, it is a year later and we are still at home. Hopefully most of us are vaccinated or in the process of getting vaccinated. We are going to do favorite/ best images again for our “banquet” and officers election on June 22, 2021.

### 2021 Olympia Camera Club Official Best of the Year Rules

Submit five of your favorite/best images taken between 6/1/2020 and 6/8/2021. You may do as much processing as you like on the images.

#### Rules

1. All images must be JPEGs – no RAW or TIFF images.
2. The images must be between 1024 and 2048 pixels on the long side. The resolution should not exceed 72 dpi.
3. Favorite/Best of 2020-21 images. Name your images as Bxx\_Name\_ImageName.jpg.
  - a. B means Favorite/Best of 2020-21, xx is the number of the image, Name is your name and ImageName is the name of the image. For example, the third image I submit would be named, B03\_RosalindPhilips\_BergyBit.jpg.
  - b. Please include a self identification image as your sixth image.
4. Please put your images in a folder with your name on it. Put the folder in Annual Meeting Images folder inside the OCC Member Sharing folder in Dropbox.
5. **Images are due no later than midnight on June 8, 2021.**

We will view the slide show at the Zoom Annual Meeting on June 22, 2021. Please contact Rosalind at [RosalindPhilips@comcast.net](mailto:RosalindPhilips@comcast.net) or at 360-790-2814 with any questions.



## OCC's June Virtual Field Trip: “Your Favorite Place”

*Submitted by Cynthia Whelan [cawhelan@att.net](mailto:cawhelan@att.net)*

Who knew that we would have virtual field trips for over one year!

You can join us by reviewing your existing photographs for your favorite place to photograph. Maybe it's been a while. Maybe it was yesterday. This month, you get to pick your favorite place and share it with us. Enjoy your walk down memory lane. Soon we will all be traveling and photographing again. **Please identify where your favorite place is when you email your images to the newsletter.**

#### GUIDELINES for IMAGES:

**Images are due June 3, 2021.** Members may contribute up to five images per person to the newsletter for each virtual field trip. Also, be sure to post up to 10 images to the Virtual Field Trip Gallery by uploading them at <https://www.olympiacameraclub.org/post-image-2/>. Select “Your Favorite Place”. The maximum image size for the gallery is 2MB.

For the Newsletter please size your images between 1024 and 2048 pixels on the long side. Put a watermark on the image and title each image. Example of a title: Painted Hills\_Pam Hoaglund. Please send the images as an attachment to an email to [newsletter@olympiacameraclub.org](mailto:newsletter@olympiacameraclub.org) by midnight Thursday, June 3, 2021.

### OCC Virtual Field Trips 2021

*by Cynthia Whelan*

Here is the tentative list of Upcoming Virtual Field Trips. Watch the newsletter and calendar email announcements for additional information on each topic.

July - Beaches  
 August - State Parks  
 September - Mount Rainier  
 October - Waterfalls  
 November - California  
 December - Mount St Helens



## NWCCC Traveling Digital Images

*by Susan Bradley, Coordinator*

Voting on the Northwest Council of Camera Clubs (NWCCC) Traveling Digital Competition is underway. In the past our club has enjoyed voting on the Traveling Prints from other clubs at our monthly meetings, but this year due to Covid, NWCCC is using a virtual platform for voting. Voting will occur online every month, March through October.

We ask that each of our members select their 5 favorite images based on standards of Technical, Composition, and Impact Excellence in Photography. You can use story, beyond the ordinary or emotional impact to break ties. If you missed out on the Image Evaluation presentation the link is in the Olympia Camera Club, Members Only in the Meeting Notes section.

In May we are judging the work of the f:67 club. They submitted 25 images and each image is numbered. You should have received an email inviting you to this month's voting and giving you the links necessary to view and vote.

The five images that scored the highest in April are below.



## Cape Blanco State Park, Oregon

by Cynthia Whelan

The Cape Blanco Lighthouse is one of eight historic lighthouses along the Oregon coastline. It was commissioned in 1870 to aid shipping generated by the gold rush and the lumber industry. It is one of the oldest lighthouses along the West coast, and it is on the farthest west point in Oregon.



The dramatic setting features windswept grass, wind pruned Sitka spruce trees, an open ocean view, big skies, and a 360-degree view of the lighthouse.

Oregon State Parks has done an excellent job of maintaining the wild coastal landscape at Cape Blanco. There are sweeping beach views north and south of the lighthouse with no sign of human development in either direction. The beaches are accessed by short steep trails. There is a road down to the south shore, and it too is very steep. I would recommend that drivers check the road before driving past the two signed parking lots. Iconic sea stacks dot the expansive views, while fishing boats appear as the occasional small dot on the brilliant blue horizon. This landscape is the imperative reason for the lighthouse; this place is rugged, wild, and a threat to anything civilized.

### Location

I stayed in the nearby Oregon State campground with my trusty traveling partner (my husband Keith) and Herbie the Hymer van. The state park is off of Interstate Highway 101, nine miles north of Port Orford, Oregon. The campground is rustic but has water spigots, flush toilets, four cozy cabins, and campsites with and without electric hook-ups. Having electrical power kept us warm at night with plenty of power to charge our electronics.

If you go, be sure to plan your trip in advance. The



campground is popular and fills in the summer season. Cellular service is spotty at best. But, when you stand under the cellular tower adjacent to the lighthouse, service improves, but don't expect to download any big data. The bandwidth isn't there.

This landscape is wild but also fragile. Please stay on the trails and in the posted space despite the urge to roam the headlands.

### Weather

Good weather for traveling is typically lousy weather for photography. Normally, I would wish for stormy skies, big billowy grey clouds, and generally threatening weather for a dramatic background. But great weather is something different. I had terrific weather for taking photos at noon and at sunset. When on a coastal photo excursion, I always wear several layers of clothing and have a few extra gloves and headwear



nearby. While traveling this April, the night temperatures dipped into the '30s, and the highs did not get over 50 degrees. Don't presume the summer temperatures to be much warmer, and expect the winter to be wetter.

### Photo Experience

One of the best things about the Cape Blanco Lighthouse is that the lighthouse site offers a full 360-degree photographic opportunity. The parking lot is separated from the lighthouse grounds, which improves visual access, but it does require a short quarter-mile walk uphill to the lighthouse. I got several excellent compositions because I stayed in the nearby campground and gave myself time to enjoy the site and take photos. On my first day, I went to check out the lighthouse. The weather, the sky, the air, the experience was so beautiful that I took several photos that I liked. I also knew that I wanted to return in the evening if the weather held. The next day, I checked my iPhone app for sunset time, ate dinner, then briskly walked over the headlands in gale-force winds. Luckily, I was rewarded with a perfect evening. The beach to the north was beautifully lit. The beach to the south turned pinker and pinker with every moment. I could watch the light change as I walked all around the lighthouse taking photos with my Olympus OMD E5 Mark II and my iPhone. I consider my iPhone my second camera because I

(Continued on page 8)

(Continued from page 7)

repeatedly get some of my favorite exposures, and I can re-compose anything that isn't perfect. My Olympus offered excellent distant shots, and my iPhone X allowed me to stand close to get a wider angle shot without significant lens distortion.

### My Reaction

At first, I was disappointed that the weather was so beautiful. But, I had two days of perfect shooting. For both my mid-day and sunset photos, I walked from the campground, past the parking area, and all around. I looked at multiple angles and compositions. I felt that I had a lot of creative opportunities to take my unique photo. It was also unexpected that I had the place all to myself. No one else was photographing the lighthouse, and I was lucky to be there at the right place, at the right time, capturing in a particular light, at a historic site, the Cape Blanco Lighthouse.



### More Information

Travel Oregon magazine has a good story about the Oregon Lighthouses: <https://traveloregon.com/things-to-do/culture-history/historic-sites-oregon-trail/road-trip-oregon-lighthouse-tour/>

Campground reservations are strongly recommended and available online. <https://stateparks.oregon.gov/index.cfm?do=reserve.make>

An Oregon State Park pass is \$10 for the day, \$30 for an annual pass and are available from Oregon State Parks website: <https://stateparks.oregon.gov>

## Membership Report

by Colleen Easley

Our membership now stands at 140 members. One new member joined in April. Please welcome Jeff Kleinberger.



## Thurston County Fair

by Dale and Colleen Easley

It's still unclear if we will be able to hold a fair this year, but we are proceeding with our planning in hopes that there will be a fair in late July. Members are invited to sign up to help set up the Open Class Photography Exhibit by logging into the OCC website and clicking the FAIR VOLUNTEERS link in the Members Only Area. If you have any questions, please contact Dale at 360.561.0075.

## Webmaster Report

by Colleen Easley

Members are encouraged to add up to 10 images to the following albums: Member Sharing - Macro and Virtual Oregon by the end of May. We also now have a perpetual album for 'Photos of Club Members'. If you have photos of our fellow members participating in photography related events, please upload them to this new gallery. It will be helpful if you add a date to your title. To view this gallery, look under Photo Galleries>Club Photos in the top menu of the OCC website.



## Adventures in High Key Photography

by Rosalind Philips

Many of us were inspired by Lisa Langell's presentation to try our hand at high key photography. The images at Member Sharing were amazing. The creativity of our club members never fails to astound me! I thought that I would recount some of my adventures in high key photography.

My first foray was at Nisqually taking pictures of Yellow-rumped warblers (Audubon). I took several regular images and then wanted to try something different. This picture was taken at f/8, 1/1000 s with an inadvertent ISO of 128,000.



I processed this picture in Capture One. It removed all the noise without me doing anything.

Compare with On1 and Topaz's DeNoise AI.



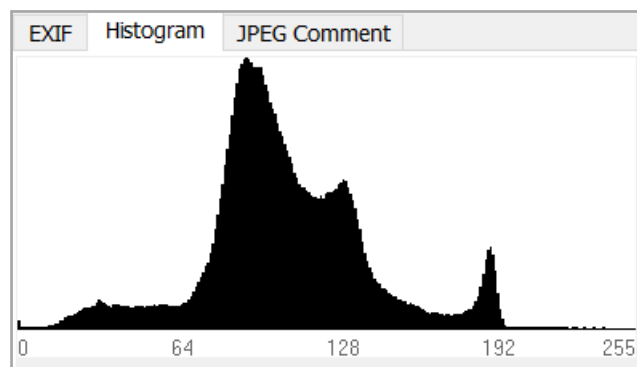
I hope you can see the difference. Look around the tree limbs. The exposure compensation was at +2. One of the things I like about my Sony A9 is that I can dial in the exposure compensation even when shooting in manual mode. You can also do this on Fuji mirrorless cameras. I am not sure about Canon's and Nikon's mirrorless cameras, but I suspect they have something similar. On a DSLR you must be in aperture or shutter priority and

hold down the +/- key. I also like that I can see what the exposure will look like through the electronic viewfinder. On a DSLR you need to shoot in live view to see what the exposure will look like.

My second attempt was at Bottle Beach State Park. Bottle Beach is on the way to Westport and is my favorite place to take pictures of shorebirds. The day was overcast, and the light was flat due to the time of day. Shorebird photography at the beach is at the mercy of the tides. My goal was to get down low to capture some compelling images. This image of a black-bellied plover was one of my first. I was not pleased with the definition between the bird and the background. This was not a good situation for high key because there was not enough contrast between the bird and the background.



My settings were f/8, 1/2000 s, ISO 640, and EV +0. You can see that the histogram shows that the image is perfectly exposed.



So my next step was to wait until the tide was a little higher so that there would be clear contrast between the birds and the water. I did not have long to wait.

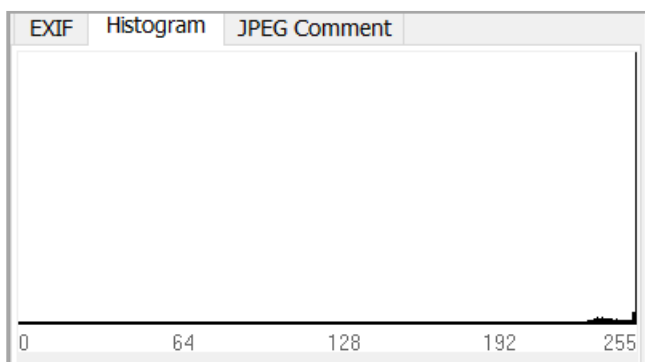
(Continued on page 10)

(Continued from page 9)

This next image was taken at f/6.3, 1/2500 s, ISO 4000 and EV +3.



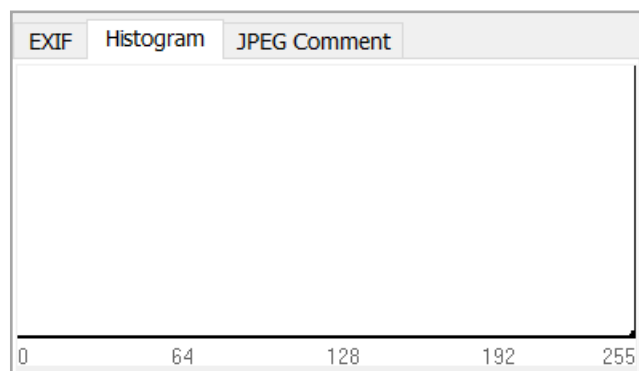
Note that the histogram indicates a totally over exposed image, just what I expected.



The last image was taken at f/7.1, 1/2500 s, ISO 4000 and EV +3.



Again, the histogram indicates a totally over exposed image.



Note that all pictures were shot in manual mode with auto ISO.

I felt that this attempt was more successful. I really liked how you can see the shadows in both images and a hint of the waves. I am now trying to decide whether to print these images on canvas or semi-gloss metal. I think these pictures would look good large in my living room.

So, try your hand at high key photography. You will be surprised at how easy it is.



## Virtual Field Trip Oregon

This month we are exploring Oregon.  
We hope you enjoy the trip.



## Virtual Field Trip Oregon Continued



© Robert Dillon




© Pamela Hoaglund

## Virtual Field Trip Oregon Continued



## Virtual Field Trip Oregon Continued



## Virtual Field Trip Oregon Continued



## Virtual Field Trip Oregon Continued



## **Olympia Camera Club Business Meeting Draft May 4, 2021, 6:30pm to 8:30pm Zoom**

### **Officers and Members Present**

Townsend Walton, Ed Tromble, John Damitio, Colleen Easley, Pam Hoaglund, Rosalind Philips, Clair Ferris, Bruce Livingston, Cynthia Whelan, Linda Pardee, Rene Conger, Gene Eckhardt.

The meeting was called to order by President Townsend Walton at 6:30PM with a quorum present.

### **Approval of April Minutes**

Rosalind Philips made a motion to approve the minutes of the April 6, 2021 Board Meeting. Linda Pardee seconded the motion. The motion was approved by unanimous consent.

### **Treasurer's Report**

John Damitio reported on the Club's financial status. He was asked if the bill for NWCCC had been paid. It was determined he had not yet received the invoice. Townsend will contact NWCCC to request the invoice be emailed to our treasurer.

#### **Treasurer's Report May 4, 2021**

<b>April 1 - April 30, 2021</b>	
<b>WSECU Checking</b>	
Starting Balance (4/1/21)	\$4,415.79
<b>DEPOSITS</b>	
Income - 2021 Dues	19.00
<b>Total Deposits</b>	19.00
<b>EXPENSES</b>	
Technology - Adobe Subscription	10.93
<b>Total Expenses</b>	10.93
Ending Balance (3/31/21)	\$4,423.86

<b>WSECU Savings</b>	
Starting Balance (4/1/21)	\$3,405.31
Dividend Interest	0.28
Ending Balance (4/30/21)	\$3,405.59
PayPal Balance	\$ -
<b>Total Balance</b>	<b>\$7,829.45</b>

### **Old Business**

#### **1) Nominating Committee**

The chair of the Nominating Committee, Rosalind Philips, reported that the committee had met. She gave her report as follows: Clair Ferris has agreed to take the Vice President position. We need to form a Program Committee to assist Clair in lining up speakers for the

general meetings of the coming year. John Damitio has agreed to continue as Treasurer and Tammy Mandeville will continue as Secretary. A list of names was compiled as candidates for committee appointments. Positions needing to be filled include Practical Photography Chair, Member Sharing Chair, Traveling Digital/Print Director, and NWCCC Representative. Susan Bradley will be taking over the Newsletter Editor position and Pam Hoaglund will become Co-Chair on the Field Trip Committee with Cynthia Whelan.

### **2) PSA Interclub Competition**

Townsend Walton led a brief discussion on the status of the PSA Interclub Competition. Cynthia Whalen moved that the Olympia Camera Club not participate in the PSA Interclub Competition for the 2021-22 year. Rosalind Philips seconded the motion. The motion was approved by unanimous consent.

### **Committee Reports**

#### **Equipment/Teleconferencing**

No Report

#### **Membership Report**

Colleen Easley reported that we have one new member this month. Our total membership is now at 140. John Damitio noted that this includes nine honorary lifetime members.

### **President's Report**

Townsend Walton reported that the club is required to file our Annual Report to the Washington Secretary of State's office by June 30, 2021. A discussion followed regarding the location of the online report and who would complete it. It was determined that Townsend Walton would file the report. Bruce Livingston and Colleen Easley will verify the exact form that needs to be filed.

### **Community Liaison**

Bruce Livingston reported that there will be no Olympic Air Show this year. He also reported that he is working with Capital Land Trust regarding them doing a presentation for our Practical Photography group about their community involvement.

### **General Meeting**

Ed Tromble reported this month we will have a presentation by Mike Moats on Macro Photography. The program will be on Saturday, May 22, 2021 instead of our regular fourth Tuesday night. The calendar now reflects that the regular Tuesday General Meeting announcement reflects that the meeting has been moved to Saturday, May 22. Ed will ask Mike for permission to record the

(Continued on page 18)

meeting. If permission is granted, Colleen Easley agreed to do the recording and will then post to the club's website in the Members Only Area.

## **Practical Photography**

No Report

## **Member Sharing**

Clair Ferris reported that our May Member Sharing theme will be Macro Photography. The June meeting will be a critique session where members can submit one image for discussion. There will be no theme for that session. A discussion was held regarding whether to continue with Zoom meetings over the summer. It was decided we will continue. Pam noted that there would be a fifth Tuesday in June (29) and asked if we wanted to hold a Zoom meeting that night. No decision was made.

## **Social Committee**

It was confirmed that we will again hold our Annual Meeting via Zoom on June 22 which will include the election of officers and the "Best of the Year" slideshow. Rosalind Philips will write an article about the Annual Meeting for the newsletter.

## **Newsletter**

Pam reported she had not yet received many articles for the newsletter. Images and articles are due on Thursday, May 6 at midnight.

## **Webmaster**

Colleen Easley reported that she had swapped the menu locations on the Club's website to make the main menu more accessible for people using cell phones.

## **Thurston County Fair**

Colleen Easley reported that she had been in contact with Christy Sterling and Dennis Plank regarding taking over as TCF Open Photography Superintendents. Colleen and

Dale Easley will meet with Christy and Dennis on May 22, to go over some of the procedures. Both Dennis and Christy are signed up to work the three preparation days in July. At this point we are still unsure if the fair will actually be held due to fluctuating Covid-19 restrictions.

## **Field Trips**

Cynthia Whelan led a discussion about when we might be able to resume in-person field trips. The general consensus was that field trips will remain virtual for the near future. If individual club members want to get together for informal, non-club sanctioned outings that would be acceptable. The subject of vaccinated versus non-vaccinated participants was discussed and it was agreed that the Club has a responsibility to abide by the current state guidelines regarding group size and vaccination status. The subject of in-person field trips will be revisited later in summer.

## **NPPNW**

No report.

## **PSA**

No report.

## **New Business**

No new business to report.

## **Adjournment**

Rosalind Philips moved that we adjourn the meeting. Colleen Easley seconded the motion. Adjournment was approved by unanimous consent at 7:45 pm.

*Submitted by acting Secretary Colleen Easley*



Tamara Mandeville

## Member Gallery



## Member Gallery Continued



Member Gallery  
Continued



Member Gallery  
Continued



## Photographic Society of America (PSA)

PSA is a worldwide organization for anyone with an interest in photography. Founded in 1934, the Society is for casual shutterbugs, serious amateurs, and professional photographers.

Individual digital membership is \$45 a year.


Membership offers a wide variety of services and activities:

1. Monthly Journal
2. Online photo galleries
3. Image evaluation
4. Study groups and courses
5. Competitions
6. Annual Conference
7. Discounts on photography-related products/services
8. PSA travel aide
9. Webinars

For a complete overview of membership benefits go to

[www.psa-photo.org](http://www.psa-photo.org)

## PSA Photo Festival



## Sizing Images for Newsletter

**Format: jpeg, max quality**

**Dimension: 1024 - 2048 pix long side**

**Please keep images 3MB or less**

**Please title your image and include your name in title**

**Title\_Your Name**

**Please Watermark your image!**

**All photographs in this newsletter are under copyright protection. They may not be used without permission from the individual photographers.**

**Please submit articles and photographs to:**

[newsletter@olympiacameraclub.org](mailto:newsletter@olympiacameraclub.org)

**Deadline for articles and images for the June newsletter is June 3 at midnight.**

## Editor's Note:

Please continue to submit images and articles to the newsletter as it is your participation that helps me provide you with a newsletter each month.



Pam Hoaglund, Editor

[newsletter@olympiacameraclub.org](mailto:newsletter@olympiacameraclub.org)

**Executive Committee****President**

Townsend Walton

**Vice President**

Ed Tromble

**Secretary**

Tammy Mandeville

**Treasurer**

John Damitio

**Associate Memberships****Committee Chairs****Community Liaison**

Bruce Livingston

**Practical Photography**

Bruce Livingston

**NPPNW Liaison**

Gerald Pumphery

**Equipment Custodian**

Rosalind Philips

**Member Sharing Night**

Clair Ferris

**NWCCC Liaison****NWCCC Traveling Print & Open Salon Competitions****Newsletter Editor**

Pam Hoaglund

**Scavenger Hunt**

Rosalind Philips

**Field Trip Coordinator**

Cynthia Whelan

**PSA Representative & Interclub Competition Coordinator**

Pam Hoaglund

**Webmaster**

Colleen Easley

**Membership**

Colleen Easley

**Thurston County Fair**

Colleen and Dale Easley

**Social Committee**

Linda Pardee

Olympia Camera Club  
P.O. Box 13333  
Olympia, WA 98508-3333