



Shutterbug Times

Official Newsletter of the Olympia Camera Club

Olympia, WA

Established in 1935

July 2021

www.olympiacameraclub.org

Volume 86, Issue 7

Find us on Facebook: www.facebook.com/groups/OlympiaCameraClub

Canola and Red Barns on the Palouse



Nancy C. Nelson

In this issue:

President's Corner p. 2
Dates to Remember p. 2
Monthly Meeting Topics p. 3
Annual Planning Picnic p. 4
Field Trips p. 4
Artistic Programs p. 4
NWCCC Traveling Images p. 5
Processing Milky Way p. 6
Natl Geo Student Workshop p. 7 - 8
PSA End of Year Competition p. 8
Membership Report p. 8
PSA Website Competition p. 9
Annual Meeting Minutes p. 9
Board Mtg Minutes p. 9 - 10
VFT Beaches p. 11 - 15
Member Galleries p. 16 - 18
PSA p. 19
How to Submit to Newsletter p. 19
Editor's Note p. 19
Executive Committee p. 20
Committee Contacts p. 20

President's Corner

It's a new year for the club with new board members and a new president, me. I think by now you all know me from Practical Photography and General Meetings so I won't bore you with a long story concerning myself. I would rather talk about the club.

It has been a long year with COVID calling the shots and us not seeing each other. I think we will find a way to remedy that in the near future. Although we will not know until August if we can return to the High School for meetings the board is examining other options for meeting space to fill the gap. As you will recall in the past, we did not have any meetings during the summer but this year we have decided to only have a short break. Our next meeting will be the General Meeting on the July 27 and will be in person. We are also going to attempt to broadcast all our meetings on Zoom for those who cannot attend in person. While the meeting issue is a bit unsettled, getting together for field trips is not.



Our first outing was this past Saturday at Sunrise Lodge on Mt Rainer for Milky Way and wildflower photography. The forecast did not disappoint as we had clear skies and not too cold. There was easy access and plenty of room to spread out. Member's who went on the field trip will share images at the General Meeting on July 27. The virtual field trip will soon be a thing of the past.

I do hope that soon everything will fall into place and we will be back to some kind of routine, so stay safe, be flexible and watch the club calendar for details on the location of our next meeting. See you there.

Ed Tromble

Dates to Remember

All club meetings will be virtual on Zoom

July

13 July No Practical Photography meeting this month
20 July No Member Sharing meeting this month
27 July General Meeting

August

3 August Board Meeting
5 August Articles and Images due for Newsletter
10 August Practical Photography
17 August Member Sharing Night
24 August Planning Picnic

Monthly Meetings

**All club meetings are virtual
taking place using Zoom**

**The Zoom link is available on the OCC Website in the
Members Only Area - Zoom Link**

**Practical Photography
July 13, 2021
7-9 pm**

There will be no Practical Photography meeting this month. We are going to take a short break and will resume in August.

Dennis Plank, Coordinator

**Member Sharing Night
July 20, 2021
7-9pm**

There will be no Member Sharing Night this month. We are taking a short break and will resume in August.

Coordinator

**General Meeting
July 27, 2021
7-9pm**

LOCATION: South Sound Manor, 455 North Street SE, Tumwater, WA 98501

<https://www.google.com/maps/place/South+Sound+Manor/@47.016407,-122.8975729,17z/data=!3m1!4b1!4m5!3m4!1s0x54917460fe2417d9:0xad5339638fc1100e!8m2!3d47.0164033!4d-122.8954134>

This month we will be meeting in person at the South Sound Manor. We will be showing photos from those attending the July 10 in-person field trip to Sunrise on Mt. Rainier. The field trip theme will be Milky Way, Night Photography or Sunset and random photos from the trip.

Submit 4-5 of your field trip images sized to maximum of 2048 pixels on the long side. Put the images in a folder titled with your name and put the folder in Dropbox, under Member Sharing, then Field Trip Images for General Meeting July 27. Please submit your images by July 24, 2021.

We will also have a Roundtable Discussion on night photography. Bring your tips and tricks or ask questions you need help with. This is your opportunity to learn from those who have long time and current experience with the topic.



There will be refreshments including soft drinks, coffee and homemade desserts. This will be so fun to be together again. We look forward to seeing you in person!

Clair Ferris, Coordinator

Annual Planning Picnic

August 24, 2021

6:00 – 8:00pm

At the Black Lake Grange
6011 Black Lake Boulevard SW
Olympia, WA

Map Link “<https://goo.gl/maps/UnfCjHxofKA2>”

Save the above date for the Annual Planning Picnic! It’s been a long time since we’ve been able to gather as a club face to face. Thanks to our great President and Board we’ve been able to keep the momentum going with the zoom meetings. But it’s great that we can now gather face to face and plan the coming year’s events.

Watch your email for how to sign-up for the potluck picnic and for the coming survey. It’s important that you fill out the survey so that the board is aware of what you’d like to see happen in the club. We also need to know what and where you’d like to be of service to the club and its members. Signing up for what you will bring to the potluck is important so we know how many to plan for and can make sure we have the right amounts of main dishes, side dishes, and desserts, plus drinks and chips. I can’t wait to see you all again.

Linda Pardee
Social Chair



OCC Field Trips

by Cynthia Whelan

We did it! OCC is ready to move past the pandemic and back to in person trips. We won't be going on a virtual field trip next month. In the past we have taken a break from field trips in the summer. We may announce a local photo walk about for July or August so stay turned to your email and the newsletter for announcements. Thank you all for your effort and your patience while we get back to our regular field trips. Come help us plan next year's field trips at the August planning picnic. Next year will be fun!



Working with Artistic Programs

by Bill Ballard

To combine the effects of an artistic program like Topaz with the original photo I find many times I get the desired effect by using layers. The following is one process I use.

Using ON1 (or another program) as a starting point, I do the basic edits for tone and color. Without cropping, Topaz or another program’s plug in is used for the artistic effects. After completing that, I go back into ON1 where I take the Topaz photo and the original photo and layer them putting the artistic version as the top layer. After deciding what areas of the artistic image I want more realistic and to what degree, I paint out those areas with a mask using varying opacities to get the desired effect. Once finished layers are combined via merge or stamp layer, then that image is cropped to the desired size to give me the final image.

Original Photo



Artistic Photo



Layered
Finished Photo



Traveling Digital Images

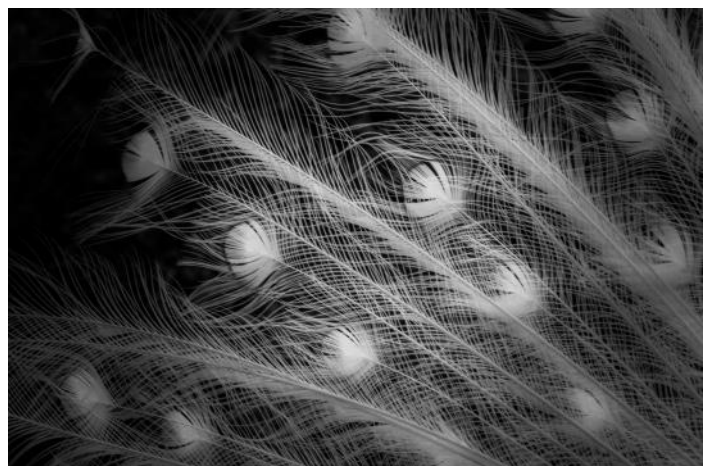
Susan Bradley, Coordinator

Voting on the Northwest Council of Camera Clubs (NWCCC) Traveling Digital Competition is underway. In the past our club has enjoyed voting on the Traveling Prints from other clubs at our monthly meetings, but this year due to Covid, NWCCC is using a virtual platform for voting. Voting will occur online every month, March through October.

We ask that each of our members select their five favorite images based on standards of Technical, Composition, and Impact Excellence in Photography. You can use story, beyond the ordinary or emotional impact to break ties. If you missed out on the Image Evaluation presentation the link is in the Olympia Camera Club, Members Only in the Meeting Notes section.

In July we are judging the work of the Puget Sound Camera Club. They submitted 25 images and each image is numbered. You should have received an email inviting you to this month's voting and giving you the links necessary to view and vote.

The five images that scored the highest in June are below.



Processing Milky Way Images

by Rosalind Philips

I thought this would be an appropriate article subject in light of our first official OCC field trip to Sunrise Park at Mt. Rainier on July 10 for Milky Way photography. I am writing this several days before the trip, but I am sure we will have a great time.

You can use any editing program. These days I am mostly using Capture One as it does a phenomenal job with raw Sony images. I am also using On1 and Topaz AI Denoise. I am going to discuss editing single images. I also use Sequator for processing stacked images and then apply most of the steps below.

Step 1: My first step is usually to straighten the horizon and crop if necessary.

Step 2: I am somewhat undecided about the next step. Sometimes I do noise reduction next and sometimes I do noise reduction as the last step before exporting to a jpeg. It kind of depends on how noisy the original image is. My current camera, the Sony A9, does an incredible job with noise at higher ISOs. Therefore, I tend to do the noise reduction at the end. If I do use Topaz AI Denoise as step 2, I save the image as a TIFF before bringing it back into Capture One or On1.

Step 3: White balance adjustment. I tend to make the image somewhat cooler (more blue) and even use the tungsten preset as a starting point for white balance. I have also used a blue graduated filter to reduce light pollution. I am looking forward to seeing whether my new light pollution filter makes a difference in yellow cast that light pollution introduces to my RAW files.

Step 4: My next step is to increase the highlights so that the stars are brighter without increasing the brightness of the dark areas. You also might want to increase the shadows a bit. I then add a little contrast to accentuate the light and dark areas. I tend not to increase the whites and decrease the blacks because the stars can become grayish.

Step 5: Now it becomes a matter of preference. Usually, I mask the MW and make it a little brighter. Next I remove any artifacts like airplanes. I usually leave shooting star trails in. I also check the edges for any chroma aberrations and vignetting. You can also try Dehaze. Dehaze will remove any smoke from the sky which is a real concern these days. I also might add a little clarity and structure.


Step 6: Noise reduction. Usually, I use Topaz AI Denoise.

Resources:

Here are some resources you might want to look at. Typing Milky Way Processing <your editing program> into Google will give lots of hits. Here's my general search results:

https://www.google.com/search?q=editing+milky+way+photos&sxsrf=ALeKk00Ug9gtYKL6azM1gZYoCEPijQakVg%3A1625764431651&source=hp&ei=TzLnYPewJK-w0PEPoPi86A8&iflsig=AINFCbYAAAAAYOdAXyJH-3M5P4axwjQXy4KA-X0JfFmf&oq=editing+mil&gs_lcp=Cgdnd3Mtd2l6EAEYADICCAAYAggAMgIIADIGCAAQFhAeMgYIABAWEB4yBggAEBYQHjIGCAAQFhAeMgYIABAWEB4yCQgAEMkDEBYQHjIGCAAQFhAeOgQIIxAnOggIABcXAxCDAToFCAAQsQM6DgguELEDEMcbEKMCEJMCOgsILhCxAXDHARCjAjoCCC46CAguELEDEIMBOgUILhCxAZoFCAAQyQM6CAguEMcBEK8BOg4ILhCxAXCDARDHARCvAToICAAQsQMqYQNQ0DtYoJg2IUBaABwAHgAgAGTAogB2geSAQYxMC4wLjGYAQcGAQGqAQdnd3Mtd2l6&scient=gws-wiz

Bill Ballard shares the following: ON1's latest video called "All about Blending" has 10 minutes on working on Milky Way images with blend modes. See the first 10 minutes of Lesson 2.



National Geographic Student Photography Workshop

by Christy Sterling

Camera Club Member Tristan Sterling (age 16), recently attended a 9-day National Geographic student photography workshop at Yellowstone National Park. (The workshop was postponed from 2020 due to COVID). Twenty-one high school students from around the country attended along with three photography leaders and Drew Rush, the National Geographic photography expert. I interviewed Tristan about his experience:



Christy Sterling

How did you find out about the workshop?

In 2019, I attended a presentation at the Washington Center for the Performing Arts by National Geographic photographer Ronan Donovan. My brother and I met him after the show. When I mentioned I enjoyed wildlife photography, he told me about the workshop.

What equipment did you use?

I used a Nikon D5600, a Tamron 200-600mm lens, a Nikon 105mm macro lens, and a Pro Optic 18-200mm lens. I brought a travel tripod but only used it once. I prefer hand held. I was one of only a few participants who took macro photos during the workshop. My mom joked that I went all the way to Yellowstone to get a picture of a mosquito and an ant.

What did you enjoy most?

I really liked interacting with the other photographers.

What are the most important things you learned?

I learned the importance of shooting in RAW. I also learned and became comfortable using manual mode. Drew Rush told us not to worry if we go on a photo shoot and don't get any good photos.

What program did you use to edit your photos?

Lightroom Classic.

Where did you stay?

We stayed the first two nights at Montana State University in Bozeman. Then we spent four nights just outside the North entrance to Yellowstone in Gardiner, MT. We returned to Bozeman

for the last two nights to edit our photos and select our 12 favorites for a gallery show/video.

What did a typical day look like?

We got up at 4am each day to avoid crowds, look for animals, and get good morning light. We took a break midday for editing photos and free time, and then returned to the park in the evenings for more photos. We were also able to spend some time at the Bozeman hot springs pools.

What area of the park did you enjoy the most?

My favorite area was Bear Tooth highway which was actually just outside the northeast entrance of the park. It had amazing views. There were also mountain goats, pikas, and marmots there. I also liked the Old Faithful area.

What was the most common animal you saw?

Definitely bison. There were several large herds in Lamar Valley and Hayden Valley.

What was your favorite thing to photograph?

The Mountain Bluebird

Do you recommend Yellowstone for photographers?

Yes, because there are many photo opportunities of wildlife, landscape, and geothermal features.



Tristan Sterling



Tristan Sterling

(Continued on page 8)

(Continued from page 7)

Tristan's Images Continued



PSA Interclub End of Year Competition

by Pam Hoaglund

Peggy Hanson's image "Merganser Mama" was in the End of Year competition where it won an Honorable Mention.

CONGRATULATIONS PEGGY!!



Membership Report

by Colleen Easley

We had no new members join in the past month. Our membership stands at 142 members, which is just seven less than this time last year. I think we've done a phenomenal job of retaining members over the past year of lockdown. Hopefully when we get back to meeting in person this fall we'll see even more interest in membership.

PSA Website Competition

by Colleen Easley

In March I submitted the Olympia Camera Club website to the Photographic Society of America website competition for the third year in a row. PSA had more entries this year than ever before, so the competition was stiff. I'm happy to announce that we took second place this year, though it was a bit of a letdown after placing first in the past two years. Now I have something to strive for next year!

Olympia Camera Club Annual Meeting and Election of Officers Draft June 22, 2021 Virtual Meeting on Zoom

The meeting was called to order by President Townsend Walton at 7:00 PM with a quorum present.

President Townsend Walton read the results of the on-line voting for the Board of Director's. He reported that each candidate received 100 % of the votes.

Ed Tromble was elected President.
Clair Ferris was elected Vice President.
John Damitio was elected Treasurer.
Tamara Mandeville was elected Secretary.

Townsend Walton reported there are a number of other positions that President Ed Tromble will need to fill such as Member Sharing and Practical Photography. Townsend Walton reported that at the last Board Meeting a discussion ensued on having an in-person Planning Picnic in August. He said this has been a great year and he wants to thank everybody for sticking with us. Even though it has been a tough year, Ed Tromble did a fabulous job getting speakers and Clair Ferris had a lot of people show up for his Member Sharing and he did a great job. We got a lot of new members this year including one from Kansas.

President Ed Tromble said to let him know if anyone wants to step up and take over Member Sharing and Practical Photography.

Rosalind Philips presented the slide show of member photos and reported we had 27 participants this year and thanked everyone who participated.

The meeting ended at 8:00 PM after the slide show.

Submitted by Secretary Tamara Mandeville

Olympia Camera Club Business Meeting Draft July 6, 2021 6:30 PM to 8:30 PM Zoom

Officers and Members Present

Ed Tromble, Clair Ferris, John Damitio, Tammy Mandeville, Bruce Livingston, Pam Hoaglund, Rosalind Philips, Colleen Easley, Townsend Walton, Linda Pardee, Cynthia Whelan, Susan Bradley, Dennis Plank, Gerald Pumphrey and Rene Conger.

The meeting was called to order by President Ed Tromble at 6:30 PM with a quorum present.

Approval of June Minutes

Rosalind Philips made a motion to approve the minutes of the June 2, 2021 Board Meeting. Pam Hoaglund seconded the motion. The motion was approved by unanimous consent.

Treasurer's Report

John Damitio reported on the club's financial status.

Treasurer's Report July 6, 2021	
June 1 - June 30, 2021	
WSECU Checking	
Starting Balance (6/1/21)	\$4,412.93
DEPOSITS	
Total Deposits	0.00
EXPENSES	
Technology - Adobe Subscription	10.93
Incorporation - Annual Renewal	10.00
Total Expenses	20.93
Ending Balance (6/30/21)	\$4,392.00
WSECU Savings	
Starting Balance (6/1/21)	\$3,425.88
Dividend Interest	0.28
Ending Balance (6/30/21)	\$3,426.16
PayPal Balance	\$ 38.22
Total Balance	\$7,856.38

Old Business

Secretary of State Annual report.

John Damitio completed the Secretary of State annual report and made the payment.

Planning Picnic update.

Colleen Easley looked into several venues for the Planning Picnic which will be held on August 24, 2021. A discussion ensued on different locations. After the discussion, it was decided to hold the Planning Picnic at the Black Lake Grange from 6-8 pm.

In person meetings.

Ed Tromble led a discussion on in person meetings and which meetings we should have this summer. Rosalind Philips made a motion that for summer meetings the plan is to have no Practical or Member Sharing meetings in July. We will have an in person General Meeting on July 27. We will have a Zoom Practical meeting on August 10. We will have a Zoom Member Sharing meeting on August 17, and we will have the in person Plan-

(Continued from page 9)

ning Picnic on August 24, 2021. Rosalind Philips made a motion that the Board vote to enact that schedule. Bruce Livingston seconded the motion. The motion was approved by unanimous consent.

Koffee Klatch update.

Linda Pardee made a motion that we move the Koffee Klatch to every other Thursday mornings starting this Thursday. Rosalind Philips seconded the motion. Ed Tromble asked for any discussions or changes, a discussion ensued, the motion was then approved by unanimous consent.

Committee Reports:

Equipment/Teleconferencing

Rosalind Philips led a discussion on getting a cable to connect the computer to a camera.

Membership Report

Colleen Easley reported that our membership is at 142 members. No new members in June.

President's Report

No report.

Community Liaison

No report.

General Meeting

Clair Ferris reported that this month the General Meeting will be held in person at the South Sound Manor, 455 North Street SE in Tumwater. The meeting will feature images from the July 10 field trip to Sunrise for Milky Way, night photography or sunset and random photos from the trip. We will also have a roundtable discussion on night photography.

Practical Photography

Dennis Plank reported that there will be no meeting in July. The August meeting will be held on Zoom, subject TBA.

Member Sharing

No report.

Social Chair

Linda Pardee reported that the Planning Picnic will be potluck and will be held at the Black Lake Grange on August 24, 2021.

Newsletter

Pam Hoaglund asked for articles and images for the Newsletter and asked members to get them in by Thurs-

day noon. Susan Bradley will be taking over the Newsletter from Pam in September.

Webmaster

Colleen Easley reported the OCC Website won second place in the PSA Website Competition.

Thurston County Fair

No report.

Field Trips

Cynthia Whelan led a discussion on continuing Virtual Field Trips and it was decided the Beaches field trip in July will be the last one. Cynthia also led a discussion on in person field trips.

NPPNW

Gerald Pumphrey reported that NPPNW has not yet secured a location for the November conference. If a location is not secured they may fall back to virtual meetings.

PSA

Pam Hoaglund reported that Peggy Hanson's image which received an Award of Merit in the PSA Interclub Competition and went on to run in the Best of the Year Award competition won an Honorable Mention.

New Business

Cynthia Whelan led a discussion on in person versus Zoom Board meetings.

Colleen Easley led a discussion on the Survey and using a survey tool.

Adjournment

Dennis Plank moved that we adjourn the meeting.

Rosalind Philips seconded the motion. Adjournment was approved by unanimous consent at 8:15 pm.

Submitted by Secretary Tamara Mandeville

Virtual Field Trip Beaches



Bill Ballard is sharing images from Ocean Shores and Hawaii



Cynthia Whelan's images are from Cape Blanco and Morro Rock



Virtual Field Trip Continued



Dennis Plank is sharing beach
abstracts and flowers



Judy Mason is sharing her images
from the north coast of WA. Ruby
Beach and Rialto Beach

Virtual Field Trip Continued



Gerald Pumphrey is showing us Cape Perpetua, Dungeness Spit, Great Slave Lake and North Head



We are at Canon Beach and visiting beach art in France with Jim Sundahl



Virtual Field Trip Continued



Beach time at Haystack Rock, Jamestown Beach, LaPush and Seaside with Peggy Hanson



From Alki Beach and the Oregon Coast to the far reaches of the Amazon Beach House and Cat Island in the Bahamas with Sandy Gullekson



Virtual Field Trip Continued



Ocean Shores and Westport with Susan Bradley




A visit to the beaches of Midway Atoll with Pam Hoaglund



Member Gallery



Member Gallery



Member Gallery Continued



Photographic Society of America (PSA)

PSA is a worldwide organization for anyone with an interest in photography. Founded in 1934, the Society is for casual shutterbugs, serious amateurs, and professional photographers.

Individual digital membership is \$45 a year.


Membership offers a wide variety of services and activities:

1. Monthly Journal
2. Online photo galleries
3. Image evaluation
4. Study groups and courses
5. Competitions
6. Annual Conference
7. Discounts on photography-related products/services
8. PSA travel aide
9. Webinars

For a complete overview of membership benefits go to

www.psa-photo.org

PSA Photo Festival



Sizing Images for Newsletter

Format: jpeg, max quality

Dimension: 1024 - 2048 pix long side

Please keep images 3MB or less

Please title your image and include your name in title

Title_Your Name

Please Watermark your image!

All photographs in this newsletter are under copyright protection. They may not be used without permission from the individual photographers.

Please submit articles and photographs to:

newsletter@olympiacameraclub.org

Deadline for articles and images for the August newsletter is August 5 at midnight.

Editor's Note:

Please continue to submit images and articles to the newsletter as it is your participation that helps me provide you with a newsletter each month.



Pam Hoaglund, Editor

newsletter@olympiacameraclub.org

Executive Committee**President**

Ed Tromble

Vice President

Clair Ferris

Secretary

Tammy Mandeville

Treasurer

John Damitio

Associate Memberships**Committee Chairs****Community Liaison**

Bruce Livingston

Practical Photography

Dennis Plank

NPPNW Liaison

Gerald Pumphrey

Equipment Custodian

Rosalind Philips

Member Sharing Night**NWCCC Liaison****NWCCC Traveling Print & Open Salon Competitions****Newsletter Editor**

Pam Hoaglund

Scavenger Hunt

Rosalind Philips

Field Trip Coordinator

Cynthia Whelan

PSA Representative

Pam Hoaglund

Webmaster

Colleen Easley

Membership

Colleen Easley

Thurston County Fair

Colleen and Dale Easley

Social Committee

Linda Pardee

Olympia Camera Club
P.O. Box 13333
Olympia, WA 98508-3333