



Shutterbug Times

Official Newsletter of the Olympia Camera Club

Olympia, WA

Established in 1935

September 2021

www.olympiacameraclub.org

Volume 86, Issue 9

Find us on Facebook: www.facebook.com/groups/OlympiaCameraClub

Tumwater Canyon



In this issue:

President's Corner p. 2
Dates to Remember p. 2
Monthly Meeting Topics p. 3
Westport Field Trip p. 4
Field Trip Schedule p. 4
Nisqually Field Trip Report p. 5
WA ST Fair Winner p. 5
NWCCC Conference p. 5
Rest of the Story p. 5
Practical Photography Schedule p. 6
Member Sharing Schedule p. 6 - 7
Message from the Editor p. 7
New Member Article p. 7
Membership Report p. 7
Follow Up Tip p. 7
NWCCC Traveling Images p. 8
Midway Atoll NWR PT II p. 9 - 12
Web Galleries p. 13
Gadget List p. 13
Nisqually FT Gallery p. 14 - 15
Member Galleries p. 16 - 18
Board Mtg Minutes p. 19 - 20
Photo Quote p. 20
PSA p. 21
How to Submit to Newsletter p. 21
Editor's Note p. 21
Executive Committee p. 22
Committee Contacts p. 22

President's Corner**Some Thoughts on Sharing Your Work**

Long ago in college I took a creative writing class to satisfy an English requirement. The course work consisted of writing five, four hundred word short pieces per week. The actual class time was spent reading them aloud and listening to feedback from the instructor and fellow students. It was terrifying but the feedback turned out to be honest and constructive. It did take a while for me to set aside my self-doubt and get comfortable with it. Once I did, my work quickly went from clunky to passable and I got more out of this one class than all my previous English classes combined.

The same holds true for presenting your photos for comment at Member Sharing Night. We are first and foremost a teaching club and I have never heard any comments or advice that was less than constructive. I know some people are hesitant to put their work out for comment and explain what they were after with a given photo. I was.

When I first joined the club I looked around and saw a group of photographers who had been taking photography much more seriously than I and who could tear my efforts to shreds if they wanted. It never happened. I received a lot of advice and constructive comments. I listened and my work improved.



I have on occasion gone back thru my photos from six or seven years ago and have to shake my head at the many faults. I have learned a lot and have my fellow photographers to thank. So, if you are not currently submitting your photos for comment go ahead and put your toe in the water. It will make you a better photographer. Remember we are a teaching club.

Ed Tromble

Dates to Remember

All club meetings will be virtual on Zoom

September

14 September Practical Photography
16 September Koffee Klatch
21 September Member Sharing Night
23 Final Day to Vote on Traveling Images
25 September Field Trip to Westport
28 September General Meeting
30 September Koffee Klatch

October

5 October Board Meeting
7 October Articles and images due for Newsletter
12 October Practical Photography
14 October Koffee Klatch
19 October Member Sharing Night
26 October General Meeting
28 October Koffee Klatch

Monthly Meetings

**All club meetings are virtual
taking place using Zoom**

**The Zoom link is available on the OCC Website in the
Members Only Area - Zoom Link**

Practical Photography September 14, 2021 7-9 pm

Rosalind Philips will be presenting the Practical Photography session for September. The subject this month will be “Photographing Motion” Subjects covered will include stopping motion, using motion blur to convey speed, creative blurs for artistic effects, panning to stop the foreground while blurring the background, use of neutral density filters or polarizing filters to blur motion when a suitable shutter speed/f-stop/ISO isn’t available and other potential topics. While Rosalind will be leading this session, there are several other people providing example images and they may be called upon to explain what they did and why.



Dennis Plank, Coordinator


Member Sharing Night September 21, 2021 7-9pm

The theme of “Get Low” does not require you to practice some new dancing moves. But it does require moving your camera and its line of sight to....well, low down. Gain a fresh perspective by selecting subjects that are placed lower than your standing height and moving your camera to be level with it. Need inspiration? Examples can be found here:

<https://52frames.com/albums/2021/321>.

Submit up to three of your images and at the meeting, discuss with your fellow photographers the following: What is the primary point of interest, the subject, of your photo? Is there a mood or feeling or story you are trying to convey? What are the technical details you chose: lens type, aperture, shutter speed, ISO? Do you have any comments – or questions – about taking your photo or editing it?

Put your images in a folder with your full name on the folder. Upload your folder to Dropbox, Member Sharing “Get Low” folder. Please size your images to 2048 on the long side.



Meredith Rafferty, Coordinator

General Meeting September 28, 2021 7-9pm

The General meeting is still under development. Watch your email for the calendar announcement or check the OCC website for updates.

Clair Ferris, Coordinator

Westport Field Trip September 25, 2021 9am

Westport Photographic Scavenger Hunt Field Trip: in person or wherever you are.

by Susan Bradley

Join fellow OCC photographers for a photographic scavenger hunt on Sept 25. If you aren't sure what to shoot, this is a chance to follow along with a list of word prompts to help you see and photograph Westport. Walk the harbor and see what you can find and photograph in the area or take a drive and search the beaches and other towns. Although it is not necessary, you might want to stop in at the Westport Maritime Museum to grab a few images of the Destruction Island Lens. If you cannot attend, club members are encouraged to try to photograph items on the list from wherever you are and share.

Scavenger Words:

1. Aid to navigation
2. A pot
3. Beach walker
4. Sea Life
5. Something pink
6. Relic
7. Reflection
8. Seafood
9. Fishing/crabbing gear
10. Something you think is a treasure

We will meet up at the Mud Bay Park and Ride to leave by 9:00 am. Once in Westport, everyone can break off and begin looking for images to match the list. We will meet up at 1:00 pm for a lunch break next to the observation tower. You can pack a lunch or try some of the local fares. There are picnic benches around the tower. After lunch, we can break off to look for more images. Remember to bring your Discover Pass for access to some of the parks in the area. Field Trip Leader: Susan Bradley as400boss@comcast.net

If you get stuck or are looking for something different from everyone else there are a few shops that have agreed to be clue assistants. Windermere Westport 2601 Westhaven Dr #A, South Beach Arts 800 N Montesano St, and Stitches Quilt and Craft 2601 Westhaven Dr #B.

Please send us your scavenger hunt photographs for inclusion in the upcoming October OCC Newsletter and post them to the Members Gallery: Westport Scavenger Hunt at <https://www.olympiacameraclub.org/post-image-2/>

Members may contribute up to four images per person to the newsletter and 10 images to the website gallery. Please size your images to 2048 pixels on the long side or less. Put a watermark on the image and title each image. Example of a title: Milky Way over Mt Rainier_John Doe. Please send the images as an attachment to an email to newsletter@olympiacameraclub.org by midnight Thursday, October 7, 2021. Instructions for uploading to the website are at the top of the gallery page.



Get Out and Shoot, with OCC Field Trips

by Cynthia Whelan

Field trips are a fun part of being a member of the Olympia Camera Club, and we are finally able to get back to having regular outdoor field trips. Members should take precautions like socially distancing as much as possible, and hopefully, all participants will either be fully vaccinated or continue wearing a face covering. It will be wonderful to get together again.

Looking ahead, we have some exciting OCC field trips planned for the next nine months.

The 2021 Field Trips Leaders are:

September 25 - Susan Bradley to Westport
October 16 - Dennis Plank to Kubota Gardens
November - Bruce Livingston to Ridgefield NWR
December - Cynthia Whelan Olympia Holiday Night photography

The 2022 Field Trips Leaders are:

January - Rosalind Philips TBD
February - Tammy Mandeville to Ridgefield NWR
March - Bill Lesser TBD
April - Bruce Livingston TBD

Nisqually NWR Photo Walk Report

by Pam Hoaglund

At 6 pm on August 25, 2021, 24 members of the OCC and one accompanying spouse met up for a photo walk at Nisqually NWR. It was great to see everyone and to meet several new members. We had an incoming tide with high tide at 8 pm so there was a chance of photographing some shorebirds. It was a mild beautiful evening with part clouds and sunshine and a nice breeze out on the dike and boardwalk. The first thing we saw as we started on the first boardwalk was a great blue heron; I couldn't pass by without a photograph. I don't know what everyone else found and photographed but I did see a tree frog, rabbit, two great blue herons, some sandpipers and boardwalk reflections, and beautiful clouds. Make sure to check out the Field Trip Gallery on pages 14-15.

Thank you to everyone who participated. Even if you didn't get that great image it was just great to be together again in the great outdoors.



Washington State Fair Photography Competition

Congratulations to Tysen Sterling who got second place in the Youth Division with his image:



Bee Beautiful



NWCCC 2021 Conference

Submitted by Ed Tromble

OneLife Community Church
3524 NE 95th St
Seattle WA.

Saturday November 13, 2021 noon to 5pm – Main Speaker, Print Salon and Award Ceremony.

Carpooling is encouraged, parking is limited. A shuttle may be available from Northgate, TBA.

Recorded classes on Zoom during the week: Sunday November 14 through Thursday November 18.

Cost \$60

Registration is open.

Keynote Speaker will be Erwin Buske

Only vaccinated people can attend the live event, masks must be worn and social distancing rules must be observed.

For all the details go to the NWCCC website at: <https://nwcameraclubs.org>.

The Rest of the Story

by Susan Bradley

Have you taken an image and sent it in to the OCC newsletter but wanted people to know more about the image? Nancy Nelson suggested that we have a new section in the Newsletter called “The Rest of the Story.” When you send in an image for this section you just need to email a short write up about the image. What made the image special to you, the processing steps you used and why, or what you are learning about the subject of the image. If you plan to talk about the processing steps, please submit the pre and post processing images.

Guidelines for Images: Please size your images between 1024 and 2048 pixels on the long side. Put a watermark on the image and title each image—an example of a title: Ducks_Susan Bradley. Please send the images as an attachment to an email along with your write up to newsletter@olympiacameraclub.org.

Practical Photography Sessions 2021-2022


by Dennis Plank

Below, you can see a list of upcoming Practical Photography sessions. If you have any expertise in these, particularly if you'd be willing to lead an unassigned session or participate in a discussion panel, please send a note to Dennis Plank at the email listed.

John Gerecht, who is doing our October session, is limited to Black and White Infrared. If anyone is doing color or infrared and is willing to help, please contact him.

Committee chair: Dennis Plank, [den-nis.r.plank@gmail.com](mailto:dennis.r.plank@gmail.com)

September:	Photographing Motion: Rosalind with help from friends
October:	Infrared Photography: John Gerecht
November:	Photographing Lights and use of Flash
December:	Color Management: Discussion Panel (members tbd)
January:	How do I Use My New Toys? (Breakout sessions by brand?)
February:	Black and White Photography: Discussion Panel (members tbd)
March:	?Flower Photography: Peg Hanson?
April:	?Street Photography: Steven Lawrence?
May:	?MeetYourNeighbors.net: Les Meade?
June:	Photo Critique and Preparation for Contests: Discussion Panel (members tbd)



Member Sharing Night: Welcome to a New Season!

by Meredith Rafferty

Our September 21 Member Sharing Night opens a new season. This informal gathering every third Tuesday is our opportunity to discuss our images and learn by exchanging tips, techniques and inspiration. Let's build on something we all share: an enthusiasm for photography!

Each meeting will feature a general theme. The Member Sharing Committee intends the themes to be general enough to fit a variety of circumstances, locations and genres of photography. Some of the themes serve as a follow up to a prior Practical Photography session or a Field Trip. Each month, in advance, we'll provide more information, tips and techniques for each theme. For now, so you can look ahead, here is the list of themes for this new season:

Sept. 21	"Get Low" with your perspective
Oct. 19	Photographing Motion (as follow up to September's Practical Photography meeting)
Nov. 16	Architecture
Dec. 21	Night Scenes (as follow up to a field trip)
Jan. 18	Your Choice
Feb. 15	Curves
March 15	Black and White (as follow up to Practical Photography class)
April 19	Birds & Bees, Flowers & Trees
May 17	Transportation
June 21	The Beach

Sharing images with our fellow photographers is an exchange, the audience appreciating what the photographer intends to portray and the photographer appreciating what the audience perceives.

So, as the photographer, let's always provide some information about each of our photos:

1. What is the primary point of interest, the subject, of your photo?

(Continued on page 7)

(Continued from page 6)

2. Is there a mood or feeling or story you are trying to convey?
3. What are the technical details: lens type, aperture, shutter speed, ISO?
4. Do you have any comments – or questions – about taking your photo or editing it?

The audience's role is to discuss with the photographer how what we perceive is affected by elements such as the lighting, colors, sharpness, depth of field, and composition. Not sure what's involved in these elements? Then participate by asking a question about it! The goal is to learn through an exchange of our knowledge. And remember that this is informal so we do not have to rigorously comment on every element and every photo. See you soon!

Message from the Editor

by Susan Bradley

I have always loved photography to capture the moment, but it has always been just pointing and shooting. I received a new digital camera in 2010 and tried to learn how to really use it. In 2017, I began looking into avenues to learn more about photography. I joined Olympia Camera Club because I saw that there was a night sky photography field trip planned. The motto of "Photographers Helping Photographers" sounded wonderful, but would they be there to help was the question. I considered the cost to join for the year irrelative if I was going to get a chance to have someone guide me in night photography. The motto was not just nice words, there were people offering help on that night, and someone will always be there to help when I get stuck now.

This show of support by others made me want to help within the club. I have been a Field Trip Coordinator and the club's Traveling Digital Image Coordinator. Now I am going to step up and be the OCC Newsletter Editor. This feels like a much bigger responsibility to me since the newsletter can be seen not just by club members but also anyone who might be interested in joining the club. I hope I can keep the OCC Newsletter as informative and engaging as it has been for the last five years with Pam Hoaglund as its editor.



Getting to Know Our New Members

by Susan Bradley

One of the downsides to not having in-person meetings is that we have lost the chance to greet our new members and learn about them. There may be a way to remedy this, while we still are having meetings only on Zoom and to greet our new members. To do this we are going to bring back the New Member Profile to the OCC Newsletter.

I have sent out an email to all our newer members with a questionnaire that should help us get to know them. Beginning next month, look for these new members in the Newsletter. My hope is that this will help all members to connect with everyone at OCC.

Membership Report

by Colleen Easley

We had one new member join the club in the past month. Our membership now stands at 144 members. Please welcome David Schroeter.



Welcome!

We are glad you are here!

Follow-up Tip: "Reflections on Getting my Camera and Lens Repaired"

by Nancy Nelson

Last month I shared that one of my Lessons Learned in the repair of my Fuji X-T4 was to write down all my personalized camera settings, since the repair process set everything back to factory default. Dennis Plank let me know that on Sony cameras you can save all your settings. They have three in-camera memory locations for setting files and additionally you can store a bunch of others on one of your memory cards (and transfer them to a computer, if desired). One of the Sony gurus has files of his settings for various situations on his website for download.



Unfortunately this feature isn't available for Fuji, but you might look to see if you can do it for your camera, ideally before you find out you need it.

Traveling Digital Images

Susan Bradley, Coordinator

Voting on the Northwest Council of Camera Clubs (NWCCC) Traveling Digital Competition is underway. In the past, our club has enjoyed voting on the Traveling Prints from other clubs at our monthly meetings, but this year due to Covid, NWCCC is using a virtual platform for voting. Voting will occur online every month, from March through October. We ask that each of our members select their 5 favorite images based on standards of Technical, Composition, and Impact Excellence in Photography. You can use a story, beyond the ordinary or emotional impact to break ties. If you missed out on the Image Evaluation presentation the link is in the Olympia Camera Club, Members Only in the Meeting Notes section.

In September we are judging the work of the Mount Baker Camera Club. They submitted 25 images and each image is numbered. You should have received an email inviting you to this month's voting and giving you the links necessary to view and vote. Please note that the cut-off day for voting this month is September 23 at midnight. The five images that scored the highest in August are below.



Midway Atoll NWR and Battle of Midway National Memorial Part II

by Pam Hoaglund

Last month I presented a little history of Midway Atoll along with showing the three kinds of albatross that nest on the islands. This month I will present the other major seabirds that nest on Midway. I will also show some of the historic buildings that remain.

If you missed the August newsletter you can view it at: <https://www.olympiacameraclub.org/newsletter/>

More types of seabirds nest on Eastern Island than on Sand Island. Sand Island is inhabited and invasive species have caused a disruption.

Great Frigate Bird: nest and range widely within tropical Indian and Pacific Oceans. These birds nest in shrubs. The male displays a balloon-like red pouch to attract a female.




Brown Booby and Red-footed Booby: we saw two of the six species of boobies. Boobies get their name from their tameness and lack of fear of humans. They were easily killed by early mariners, who named them boobies to denote their presumed lack of intelligence.




Cattle Egret: originally from Africa, it found its way to North America in 1953 and quickly spread across the continent. They found their way to the Northwestern Hawaiian Islands in 1967 and since the late 1970s have been recorded most frequently at Midway.



Bonin Petrel: Midway has the largest Bonin petrel population estimated to be around one million birds. These birds nest during the day in burrows in the ground, coming out at sunset. They have very sensitive night vision and are blinded by headlights and streetlights. To protect them, artificial light is minimized at Midway. The largest populations of Bonin petrels nest on Eastern Island. The highest elevation on Eastern Island is about five feet. The March 2011 tsunami generated by the magnitude 9.0 earthquake off Japan struck Midway Atoll. The tsunami completely washed over Spit Island and covered about 60 percent of Eastern Island and 20 percent of Sand Island. Tens of thousands of birds died, many of them Bonin petrels and albatross chicks.



Bristle-thighed Curlew: breeds in Alaska and winters on the Pacific tropical islands. It is the only shorebird that can't fly during the molt. Population estimated at 7,000.



Black Noddy & Brown Noddy: noddies are found around the world in tropical areas mostly on ocean islands. Noddies are a species of tern. Black noddies tend to nest in trees while Brown noddies nest on cliffs or in short shrubs and trees and only occasionally nests on the ground.



Laysan Duck: By 1860, the Laysan duck had disappeared from everywhere except Laysan Island. The introduction of European rabbits at the end of the 19th century brought the duck to the brink of extinction with only 12 surviving individuals. The rabbits were eradicated from the island in 1923 and the Laysan duck numbers began to rise, reaching 500 by the 1950s. To ensure the long-term survival of this duck, 42 were translocated to Midway Atoll

(Continued on page 10)

(Continued from page 9)

in 2002 where they have done well and their numbers have increased.

Pacific Golden Plover: breed in Siberia and western Alaska, phenomenal long-distance travelers. Similar to the American Golden-Plover and were regarded as one species until 1993. Both species nest in western Alaska but their migratory routes are very different. American Golden-Plovers migrate to South America while the Pacific Golden-Plover flies from Alaska to islands in the Pacific and often on to Australia. They often cover over 2,000 miles in a single nonstop flight.




Ruddy Turnstone: nest in the high Arctic of North America and Eurasia. They are widespread and spend the winter along the coasts of six continents. They are frequent visitors to Midway.



White Terns: found across the tropical oceans of the world; also known as the fairy tern, angel tern, and white noddy. They are noted for laying their egg on bare thin branches in a small fork or depression without a nest.



Red-tailed Tropicbird: the bird's red tail streamers were once prized by some Hawaiian and Maori peoples. They nest in the Hawaiian Islands and disperse widely in tropical and subtropical areas of the Indian and Pacific Oceans.



Canary: Pacific Cable workers brought the first canaries to Midway in 1909 and two additional males were brought in 1910. Nearly 3,000 offspring of the original canaries now flutter around Sand Island.



Hawaiian Monk Seal: an endangered species that leads a solitary life. We were required to stay at least 150 feet from the seal. The small population of about 1,100 individuals is threatened by human encroachment, very low levels of genetic variation, fishing nets, marine debris, disease, and past commercial hunting.



Green turtle: classified as endangered, green turtles are threatened by overharvesting of their eggs, hunting of adults, being caught in fishing gear, and loss of nesting beach sites. Green turtles are found mainly in tropical and subtropical waters. They migrate long distances between feeding grounds and the beaches from where they hatched. Visitors must stay 150 feet from basking turtles.



(Continued on page 11)

(Continued from page 10)

The historic buildings of Midway:

In Part I (August newsletter) I presented a little history of the Pacific Cable Company. They were the first permanent settlers (1903) and were appointed custodians of Midway by the Navy in 1909. The company had a significant impact on the atoll, including the introduction of non-native species. Some of the Cable Company buildings still remain on Sand Island.



In 1935 Pan American World Airways initiated airmail service across the Pacific. Pan Am seaplanes landed in the lagoon in 1936 with wealthy passengers. For the one-way \$800 ticket travelers to the Orient were driven to the 45 room hotel where they could get a hot shower and delicious meal. No airplane could traverse the Pacific without a stopover at that time. Luxury travel was short-lived when a Pan Am Clipper took hostile fire from the Japanese in 1941.

Midway was considered a vital military asset by both the United States and Japan. In 1940, Midway was deemed second only to Pearl Harbor in importance to the protection of the U. S.

west coast. Airstrips, gun emplacements, and a seaplane base were quickly established on the atoll. On December 7, 1941, the



Japanese also attacked Midway but the Japanese force was successfully defeated. In June 1942 the major "Battle of Midway" resulted in the U. S. Navy inflicting a devastating defeat of the Japanese Navy. There was a military presence on Midway through the Korean and Vietnam wars. In 1978, the Navy downgraded Midway from a Naval Air Station to a Naval Air Facility. The WW II facilities at Sand and Eastern Islands were listed on the National Register of Historic Places in 1987 and were also added as a National Historic Landmark.



Dining Facility

Marine Barracks



Theater

(Continued on page 12)

(Continued from page 11)

Midway Hanger



Bunker

Quonset Hut



Shore Eastern Island



Seabees



Submarine Net

War comes to Midway



In September 2000, the Battle of Midway National Memorial was designated.

WW II Memorial



Midway National Memorial



I hope you have enjoyed this glimpse into an historic national monument and a NWR like no other.

Keep Our Web Galleries Awesome

by Colleen Easley

Have you checked out our awesome image galleries lately? Field Trip Galleries, Club Member Photos, and Member Sharing galleries are all linked from the Main Menu of the website under Photo Galleries.

For the past year and a half we've showcased our Virtual Field Trips in the monthly newsletter and in the [Field Trip Galleries](#) of the club's website. Now that we're getting back in the swing of things with live field trips, I've been thinking of ways to continue our tradition of creating these galleries after each live field trip. It's my hope that you'll learn how to get your images included so we can continue to preserve beautiful memories in our galleries.

Uploading your images. . .

For each field trip I'll create a gallery page and after the field trip participants can upload up to 10 of their favorite trip photos to that gallery. Images should be 2048 pixels on the long side, watermarked, and 2mb or less file size. To upload them go to the "Add Images to a Gallery" page found in the Members Only Area. Fill out the form with a generic title, choose the appropriate gallery, and add your name. Then either drag and drop your images into the gray box, or click the gray box to browse for your images. Click 'Submit Now' and wait for the images to process. Once they are uploaded you can click the link to 'Your Dashboard' and edit your titles one by one, or leave the generic title in place.

A second option. . .

I recognize some of you have had challenges uploading your images, so I'm adding a second option. For each field trip I'll create a folder in the OCC Member Sharing Dropbox folder called Field Trips. You can add a folder, labeled with your name, with up to 10 images to that trip's folder. Your images should be 2048 on the long side, watermarked and titled, but you don't have to worry about file size as I will take care of that part for you and get them uploaded to the gallery.

I hope this makes it easier for you to get your images included. If you'd like more instruction on uploading directly to the galleries yourself, feel free to contact me.

One more thing. . .

When we go on these field trips, part of the fun is being with other club members. I encourage you to capture images of other members taking joy in their photography and then submit them to the gallery called "Photos of Club Members" or put them in the Dropbox folder called "Photos of Club Members". This gallery is not just for

field trips, but can include any photos you take of other club members participating in club activities. These make for great memories and will be appreciated for years to come.



Gadget List

Submitted by Nancy Nelson

Dennis Plank kicked off this year's Practical Photography sessions in August with "Favorite Gadgets" - non-camera goodies that help make it easier for members to take or store photos. A list of Gadgets, who recommended them (for more detailed one-on-one follow up), and where to buy them has been posted on the OCC website: <https://www.olympiacameraclub.org/meeting-notes/>. Hint: you might consider printing this out, highlighting one or two items, and leaving it out where Santa might see it.




Nisqually NWR Field Trip Gallery




Nisqually NWR Field Trip Gallery Continued



Member Gallery



Member Gallery



Member Gallery Continued



Olympia Camera Club Business Meeting Draft September 7, 2021 6:30 to 8:30 PM Zoom

Officers and Members Present

Ed Tromble, Clair Ferris. John Damitio, Tamara Mandeville, Dennis Plank, Bruce Livingston, Colleen Easley, Pam Hoaglund, Rosalind Philips, Susan Bradley, Gerald Pumphrey, Meredith Rafferty, Linda Pardee, Rene Conger and Gene Eckhardt.

The meeting was called to order by President Ed Tromble at 6:30 PM with a quorum present.

Approval of August Minutes

Pam Hoaglund made a motion to approve the minutes of the August 3, 2021 Board Meeting. Susan Bradley seconded the motion. The motion was approved by unanimous consent.

Treasurer's Report

John Damitio reported on the clubs financial status.

Treasurer's Report September 7, 2021	
August 1 - August 31, 2021	
WSECU Checking	
Starting Balance (8/1/21)	\$4,381.07
DEPOSITS	
Total Deposits	0.00
EXPENSES	
Technology - Adobe Subscription	10.93
Total Expenses	10.93
Ending Balance (8/31/21)	\$4,370.14
WSECU Savings	
Starting Balance (8/1/21)	\$3,406.45
Dividend Interest	0.29
Ending Balance (8/31/21)	\$3,406.74
PayPal Balance	\$ 77.52
Total Balance	\$7,854.40

Old Business Open Positions

Ed Tromble led a discussion on the open position of Field Trip Coordinator. A Field Trip Coordinator is needed instead of only a Field Trip Committee. Ed Tromble will be asking a few members to accept the position of coordinator.

Committee Reports Equipment/Teleconferencing

Rosalind Philips reported that Zoom renewal is coming up. Rosalind will also be coming up with proposals for equipment needed to record Zoom meetings.

Membership Report

Colleen Easley reported that we have one new member this month. Our total membership is now 144.

President's Report

No report.

Community Liaison

No report.

General Meeting

Clair Ferris led a discussion on finding a speaker for this month.

Practical Photography

Dennis Plank reported that he has Rosalind Philips for this coming month with some input from other people.

Member Sharing

Meredith Rafferty reported that the Member Sharing Committee has chosen themes for Sept through June. September's theme is "Get low". Be prepared to speak about your photos.

Social Chair

Linda Pardee reported that every other Thursday everyone is invited to an informal gathering at West Side Panera Bread for our Koffee Klatch.

Newsletter

Susan Bradley reported on ideas she has for articles in the Newsletter, such as "The Rest of the Story" which will be for discussing the story behind your photo.

Webmaster

Colleen Easley wanted to encourage members to upload their photos to the appropriate gallery after Member Sharing and Field Trips. A discussion ensued on procedures for downloading onto the webpage.

Thurston County Fair

No report.

Field Trips

Susan Bradley reported that this month the field trip will be a Westport photographic scavenger hunt on Saturday September 25, 2021.

NPPNW

Gerald Pumphrey reported that the conference will be on November 6, 2021 at Milam Hall at Oregon State University in Corvallis, Oregon. The invited speaker will be Christopher Balmer. If Covid-19 prevents this program

(Continued on page 20)

(Continued from page 19)

as planned then it will revert to a Zoom Platform. A discussion ensued.

NWCCC

Ed Tromble reported that the conference has been scheduled for November 13, 2021 noon to five at the One Life Community Church in Seattle. Price is sixty dollars, vaccinated only and all classes will be recorded on Zoom. The keynote speaker will be Erwin Buske.

PSA

No report.

New Business

A welcome to Meredith Rafferty

Ed Tromble welcomed Meredith back to the Board as Member Sharing Coordinator.

Adjournment

Clair Ferris moved that we adjourn the meeting. Susan Bradley seconded the motion. Adjournment was approved by unanimous consent at 8:10 PM.

Submitted by Secretary Tamara Mandeville.



“When your heart jumps every time your camera locks focus...you've become a photographer”

- Mark Denman

 pixpa

Photographic Society of America (PSA)

PSA is a worldwide organization for anyone with an interest in photography. Founded in 1934, the Society is for casual shutterbugs, serious amateurs, and professional photographers.

Individual digital membership is \$45 a year.


Membership offers a wide variety of services and activities:

1. Monthly Journal
2. Online photo galleries
3. Image evaluation
4. Study groups and courses
5. Competitions
6. Annual Conference
7. Discounts on photography-related products/services
8. PSA travel aide
9. Webinars

For a complete overview of membership benefits go to

www.psa-photo.org

PSA Photo Festival



Sizing Images for Newsletter

Format: jpeg, max quality

Dimension: 1024 - 2048 pix long side

Please keep images 3MB or less

Please title your image and include your name in title

Title_Your Name

Please Watermark your image!

All photographs in this newsletter are under copyright protection. They may not be used without permission from the individual photographers.

Please submit articles and photographs to:

newsletter@olympiacameraclub.org

Deadline for articles and images for the October newsletter is October 7 at midnight.

Editor's Note:

Please continue to submit images and articles to the newsletter as it is your participation that helps me provide you with a newsletter each month.

Susan Bradley, Editor

newsletter@olympiacameraclub.org

Executive Committee**President**

Ed Tromble

Vice President

Clair Ferris

Secretary

Tammy Mandeville

Treasurer

John Damitio

Associate Memberships**Committee Chairs****Community Liaison**

Bruce Livingston

Equipment Custodian

Rosalind Philips

**NWCCC Traveling Print &
Open Salon Competitions**

Susan Bradley

Field Trip Coordinator

Townsend Walton

Membership

Colleen Easley

Practical Photography

Dennis Plank

Member Sharing Night

Meredith Rafferty

Newsletter Editor

Susan Bradley

PSA Representative

Pam Hoaglund

Thurston County Fair

Colleen and Dale Easley

NPPNW Liaison

Gerald Pumphrey

NWCCC Liaison**Scavenger Hunt**

Rosalind Philips

Webmaster

Colleen Easley

Social Committee

Linda Pardee

Olympia Camera Club
P.O. Box 13333
Olympia, WA 98508-3333