



# Shutterbug Times

Official Newsletter of the Olympia Camera Club

Olympia, WA

Established in 1935




May 2022

[www.olympiacameraclub.org](http://www.olympiacameraclub.org)

Volume 87, Issue 5

Find us on Facebook: [www.facebook.com/groups/OlympiaCameraClub](https://www.facebook.com/groups/OlympiaCameraClub)

## Cherry Blossom



Ed Tromble

**In this issue:**

**President's Corner p. 2**  
**Dates to Remember p. 2**  
**Monthly Meeting Topics p. 3**  
**Fifth Tuesday p. 4**  
**Olympic Air Show p. 4**  
**Annual Banquet p. 4**  
**Scavenger Hunt p. 4-5**  
**April Field Trip Report p. 5**  
**Thurston County Fair p. 5**  
**May Field Trip p. 6**  
**S is for Seabeck p. 6**  
**Membership Report p. 6**  
**Olympic Peaks Speaker p. 7**  
**New Member Profiles p. 7-8**  
**Photo Galleries on Our Website p. 8**  
**The Rest of The Story p. 8**  
**NWCCC Traveling Images p. 9**  
**PSA Photo Festival p. 10**  
**Phototunities p. 11-12**  
**Temet Nosce and the Rules p. 12-13**  
**How I Organize-Pam p. 13**  
**How I Organize-Rosalind p. 14-15**  
**April Field Trip Gallery p. 15-19**  
**Board Mtg Minutes p. 20-21**  
**Member Galleries p. 22-25**  
**PSA p. 26**  
**How to Submit to Newsletter p. 26**  
**Editor's Note p. 26**  
**Executive Committee p. 27**  
**Committee Contacts p. 27**

**President's Corner**

This month I would like to start off with some good news. We are up to 146 members and if things go well, we will have an in-person potluck/general meeting/election of officers meeting in June and the Thurston County Fair in July. It has been way to long without seeing everyone. I am particularly looking forward to meeting all the new members.

Concerning the upcoming events, we still need people to sign up to help with the fair, mostly with the information desk. The sign-up sheet is in the members only section on the website. We need two people at the desk during fair hours and it is our primary outreach to the community. It is also fun to interact with all the fair goers and you get a free ticket to the fair.

If you read my piece last month you have noticed I climbed on my soapbox about getting involved in all we do to make the club what it is. This time I will try to stay off the box but we do need volunteers to either be a committee

chair or help on a committee. If you are interested, all the job descriptions are under the About Tab on the website. If you see something you may be interested in call or email me or one of the current committee chairs and we can answer your questions. Elections are next month.

On another note, in spite of the wet and cold spring I have managed to get out and take quite a few pictures. If you haven't, what are you waiting for?

**Dates to Remember**

**All club meetings will be virtual on Zoom**

**May**

**10 May Practical Photography**  
**12 May Koffee Klatch**  
**17 May Member Sharing Night**  
**19 May OCC Education Night-Speaker Bonnie Block**  
**26 May Koffee Klatch**  
**31 May Fifth Tuesday-Image Critique**

**June**

**7 June Board Meeting**  
**9 June Koffee Klatch**  
**9 June Articles and Images due for Newsletter**  
**14 June Practical Photography**  
**16 June OCC Education Night-Speaker Hector Astorga**  
**21 June Member Sharing Night**  
**23 June Koffee Klatch**  
**28 June Annual Banquet**

## Monthly Meetings

**All club meetings are virtual  
taking place using Zoom**

**The Zoom link is available on the OCC Website in the  
Members Only Area - Zoom Link**

### Practical Photography

**May 10, 2022**

**7-9 pm**

Our meeting will be on Flower Photography. Peggy Hanson will be presenting and will discuss issues of photographing in the field such as composition and depth of field. She will also discuss processing flower images, including the use of Photoshop's built-in focus stacking tool.

Dennis Plank, Coordinator




### Member Sharing Night

**May 17, 2022**

**7-9 pm**

Our theme is Transportation. Your subject may be anything you interpret as related to transportation, such as crowds at an airport or the actual plane or maybe a geometric pattern of luggage, etc. Think broadly of any form of transportation, from canoes to a baby in a stroller to bridges and crosswalks, and more. Share up to three images. Join in the discussion even if you don't have images to share. Details of how to submit your photographs will be sent to you by email in our Calendar Reminder. Your moderator will be Judy Mason.

Meredith Rafferty, Coordinator



### General Meeting

**May 19, 2022**

**7-9 pm**

Our speaker is Bonnie Block a self-taught wildlife photographer residing in the Pacific Northwest near Seattle, WA. Photographing the birds of the Pacific Northwest as well as birds through the world has become a major focus in her photography work. Look on page 7 to learn more about her.

Clair Ferris, Coordinator



## Fifth Tuesday May 31, 2022 at 7pm

by Ed Tromble

This month we have a fifth Tuesday on the calendar, and we think something fun and hopefully useful is in order. The last two speakers we have had were both experts on judging and what to look for when submitting photos for competition. With this in mind, we would like members to select two images you are considering entering into the Thurston County Fair and present them for critique by club members.

In addition to getting input about fine-tuning your image we will also be talking about entering your images in the correct category, how not to compete against yourself and anything else you can think of.

There is a dropbox folder for your submissions titled "Fifth Tuesday." See you there.

## 2022 Olympic Air Show

by Bruce Livingston

The Olympic Airshow is back for Father's Day weekend 2022! Hosted by the Olympic Flight Museum at the Olympia Regional Airport, the Olympic Airshow will feature aerobatic demonstrations as well as exhibit aircraft from the museum collection. Vendors and youth activities make this weekend-long event one for all ages! Join us on Father's Day weekend, June 18 - 19, 2022. More information and tickets will be available soon at



their website. <https://olympicairshow.com/>


The Olympia Camera Club has volunteered to take images for the past 15+ years and will be doing so again this year. If you would like to volunteer, contact Bruce Livingston at the Olympia Camera Club, Community Liaison email.



## Annual Banquet and Business Meeting

June 28, 2022

6:00 p.m. at the South Sound Manor  
455 North Street SE, Tumwater, WA 98501



It will soon be time to come together as a Club to celebrate our recent season together, share our best photography work with each other, elect our officers, and conduct Club business to take us into another year.

Sign up: Members will receive an email announce-

ment by mid-month with a link to sign up for the banquet. We will gather at the South Sound Manor with its ample space for members (and parking!) and good viewing of the slideshow of your photography. Social Committee chairperson Linda Pardee will provide drinks and utensils, and signups for the Potluck will cover main dishes, salads, and desserts.

Election of officers: This is our annual business meeting for the election of our four officers to one-year terms, for President, Vice President, Secretary, and Treasurer. A Nominating Committee is seeking nominees; let Dale (Ed) Tromble know of your interest in serving on the Board. Incumbents can seek re-election and nominees can also be offered during the annual business meeting.

## The 2022 Annual Scavenger Hunt and Banquet

by Rosalind Philips

Here Ye, Here Ye. The annual Scavenger Hunt and Banquet of the Olympia Camera Club will be held on June 28. Now is the time to start working on the list. Some of the words are challenging; I have confidence you will all have great ideas for images. See you at the banquet.

## 2022 Olympia Camera Club Official Scavenger Hunt Rules

This year, members will have two ways to participate in Banquet Slide Show entertainment.

Submit one image for each of the 10 words below. You may take as many images as you like and do as much processing as you like, but you can only submit one image for each word.

OR

Submit 5-10 of your favorite/best images taken between 6/1/2021 and 6/10/2022. You may do as much processing

(Continued on page 5)

(Continued from page 4)

as you like on the images.

### Rules

1. All images must be JPEGs – no RAW or TIFF images.
2. The images must be 1024 or 2048 pixels on the long side. The resolution should not exceed 72 dpi.
3. Scavenger Hunt Images. Name your images as Sxx\_Name\_word.jpg where
  - a. S means scavenger hunt, xx is the number of the word and word is the category. For example, an image submitted for the fifth word Movement would be named S05\_RosalindPhilips\_Movement.jpg.
  - b. Please include a list of your images with descriptions.
  - c. Favorite/Best of 2021-22 images. Name your images as Bxx\_Name\_ImageName.jpg.
  - d. B means Favorite/Best of 2021-22, xx is the number of the image, Name is your name and ImageName is the name of the image. For example the eighth image I submit would be named, B08\_RosalindPhilips\_BergyBit.jpg.
  - e. Please include a Self-Identification Image as your eleventh image.
  - f. Please put your images in a folder with your name on it. Put the folder in the Annual Meeting Images folder inside the OCC Member Sharing folder on Dropbox. I clear out the folder daily, so do not worry if you do not see your images in the folder.

Images are due no later than 11:59 pm on June 10, 2022.

We will view the slide shows at the Annual Meeting on June 28. Please contact Rosalind at [RosalindPhilips@comcast.net](mailto:RosalindPhilips@comcast.net) or at 360-790-2814 with any questions.

### 2022 Scavenger Hunt

Here is the list of words for the scavenger hunt. Images are due on June 10<sup>th</sup>.

#### Word List

Num	Word
01	moodiness
02	leading lines
03	green
04	silhouette
05	movement
06	joy
07	old
08	new
09	ostentatious
10	fruit
11	Self Identification

## Thurston County Fair

July 27-31

by Dale & Colleen Easley

We need more of you to sign up to volunteer to work at the Thurston County Fair in July. We still have openings for the pre-fair setup and quite a few openings for staffing the information table during the fair. For pre-fair setup we need seven more people for Saturday, July 23 for receiving the prints, getting them labeled, and sorted. For Sunday, July 24, we also need seven more people for the judging day, and on Monday, July 25, we need five more people to help hang the prints on the display boards. Please visit our Fair Volunteers page (<https://www.olympiacameraclub.org/fair-volunteers/>) for more information and to access the sign-up forms. Remember, the sign-up spreadsheet has two sheets. Look to the bottom of the page to see the tab for the Info Desk sheet.



We hope you're also thinking ahead to which images you might want to enter into the competition. You can enter up to eight images in a variety of categories. We'll be talking about this during an upcoming camera club meeting, but in the meantime, you can download the Entry Form on our website here: <https://www.olympiacameraclub.org/thurston-county-fair/> to see the rules and a list of the categories.

## Bottle Beach Field Trip

by Bruce Livingston

On Friday, April 29, several members of the Olympia Camera Club and some members of the Olympic Peaks Camera Club traveled to Bottle Beach near Westport to photograph shorebirds. Based on my count, about eighteen of our combined camera club members attended this year's field trip. The Grays Harbor Shorebird Festival occurs during the peak shorebird migration, and our field trip has traditionally been scheduled during peak migration as well. This field trip has been an annual event since 2014 or 2015, and this year may have been one of the best for numbers of shorebirds. Take a look at some of the images from the field trip pages 15-19.

## May Field Trip

by T. Walton

Our camera club field trip will take us to Tami Shaughnessy's flower garden. Her garden is three-fourths of an



acre of blooming flowers. As Tami told me "It's hard to tell what's going to be blooming, but there's always something interesting to see." There are hundreds of perenni-

als including: peonies, iris, lilies and more. Tami says all her "gardening is done chemical-free with consideration for wildlife and pets. It's a great place for macro, birds, flowers, or just general photography. You never know what you'll find." Tami recently had one of her photographs featured as a centerfold of the May "Birds and Blooms" magazine. Of course, it was a flower she had grown in her garden.

Plan to meet up on Saturday, May 21, 10:00 am, at Tami's garden. Here are directions to get to the garden: 2218 Dickinson Ave N.W.

From Harrison and Division (grocery outlet intersection) Go north about 1 mile then left on Dickinson (just past the giant retention pond) last house on the right – you'll know it when you see it.

There's a large parking area in front, but temporary right side of the street parking is ok too.

Hope to see you there.

## S is for Seabeck

by Rosalind Philips

Mid-May through Mid-June is Seabeck time! Seabeck, WA is one of the best places to photograph Bald Eagles and Great Blue Herons. During this brief period, the mid-shipman fish are spawning, so there is plenty of food. The best time to go is on a falling tide. Seabeck has become extremely popular and there is limited parking so plan to arrive 1-2 hours before high tide. You can climb down to the beach; I prefer to stay up on the road. If you do go down to the beach stay at the high tide line; don't walk on the oyster beds. You'll need a long lens, a tripod, and maybe a chair. Dress in layers it can be quite chilly early in the morning. Morning light tends to be better than afternoon light; the sun is at your back in the morning.

Date	Tide Height	Time of High Tide
Saturday 5/14	10.43 ft	5:05 pm
Thursday 5/19	10.78 ft	6:39 am
Friday 5/20	10.04 ft	7:34 am
Saturday 5/21	9.15 ft	8:41 am
Sunday 5/22	8.28 ft	10:05 am
Thursday 6/2	9.37 ft	6:07 am
Friday 6/3	8.94 ft	6:46 am
Saturday 6/4	8.48 ft	7:41 am
Friday 6/17	10.63 ft	6:29 am
Saturday 6/18	9.84 ft	7:32 am
Sunday 6/19	8.93 ft	8:42 am

I am inclined to go on 5/19, 5/21 and 6/17. Not sure I will do all three days but definitely want to do more than one. The Olympic Peaks Camera Club will be there on a field trip on 5/21.

## Membership Report

by Colleen Easley

As of the May board meeting our membership stands at 146. Six new members joined us this past month. Please welcome Clara Church, Lawrence Fowlkes, Craig Hilliker, Suman Majumdar, Mark McKechnie, and Francesca Siragusa.



Welcome!

We are glad you are here!



## Olympic Peaks Camera Club Speaker

### May 19, 2022

### 7 p.m. - 9 p.m.

Bonnie Block is a self-taught wildlife photographer residing in the Pacific Northwest near Seattle, WA.

After retiring in 2009 Bonnie was finally able to have the time to combine her love of photography with her lifelong passion for animals and the natural world.

Photographing the birds of the Pacific Northwest as well as birds throughout the world has become a major focus in her photography work.

Bonnie prefers to use available light and natural settings for her compositions while observing, but not disturbing her subjects. Additionally, she knows that knowledge of habitat and behavior, combined with patience, is the key to the rewards of "getting" the shot.

Bonnie has had several recent works honored by the North American Nature Photography Association (NANPA), the Seattle Audubon Society, and the Photographic Society of America (PSA).

In 2016 she was awarded the Audubon Grand Prize for Photography. This prestigious contest featured over 7000 entries that year. The image has been featured around the world and hung in the Smithsonian Museum of Natural History in association with the Nature's Best Photography show. She has written an article with tips for photographing Eagles for Audubon website. <https://www.audubon.org/magazine/winter-2017/six-tips-photographing-bald-eagles>



In addition, she offers her services in fine art reproduction and printing and customized photography workshops.

2008 NANPA Top 10 and Judges Choice Award



2008 NANPA Top 10 and Judges Choice Award  
2010 NANPA Top 250 Impressions Magazine  
2015 NANPA Runner-up Altered Image  
2016 Audubon Grand Prize Photography  
2016 Audubon Photography Contest-top 100

## New Member

### David Skora

#### What or who brought you to the club?

Rick Siragusa is my neighbor.

#### How did you get interested in photography?

Dad worked for Bell & Howell and I was a high school photographer.

#### What kind of photography do you like?

Industrial and Landscape

#### What equipment is in your camera bag?


I have a Panasonic Bridge camera and various large and medium format for lens tilt.

#### What post processing programs do you use?

I have a small darkroom for Black and White processing.

#### What do you want to learn from the club?

Photographic techniques



## New Member Alison Rose

### What or who brought you to the club?

I recently became a traveling hand therapist and purchased a DSLR before I drove cross country to my first travel position in Olympia. I would love to learn how to make the most out of my camera and how to take the best photos for my travel blog, "BMore Rosie."



### How did you get interested in photography?

In high school I went on a trip to Europe with my teacher, so I brought a point-and-shoot camera with me. I took a photo of Buckingham Palace and remember thinking it looked like a postcard. Ever since, I took photos with a point-and-shoot and eventually I made sure I had the smart phone with the best camera quality. One of my patients back in my hometown of Baltimore was a photographer, and he recommended I upgrade to an actual camera.

### What kind of photography do you like?

Travel photos of course!

### What equipment is in your camera bag?

At this point, all I own is a tripod.

### What post processing programs do you use?

Adobe Lightroom and Photoshop

### What do you want to learn from the club?

I'd love to learn the basics at this point and how to make the most of my new camera.

## Photo Galleries on Our Website

by Colleen Easley

I hope you've all had a chance to enjoy the photo galleries on our club's website. If not, head over to the website and choose either Member Sharing Galleries or Field Trip Galleries from the Photo Galleries tab.

These galleries don't happen without your help. I depend on field trip attendees to upload their images after each trip and it's helpful if participants of the Member Sharing meetings upload their shared images as well. I've been helping out by uploading most of the member sharing images, but it's very time consuming. Please try to get your own images uploaded if you can, or in the case of field trips, you can put them into the Dropbox folder for each individual field trip and I'll take care of them for you. This month I'm particularly looking for images from the Bottle Beach and Downtown Olympia field trips. Also, if you capture any photos of fellow club members, please put those into the "Photos of Club Members" gallery.

As time flies by and memories fade, these galleries become great reminders of the club meetings and outings we've enjoyed in the past.

## The Rest of the Story

by Bill Ballard

I am just starting to take birds in flight shots. The club's outing to Bottle Beach April 29 provided a good opportunity to improve my skills and hopefully get a few good images. The camera was set up in manual mode. F stop was fixed at 7.1 and shutter set at 1/2500 second and medium burst mode. ISO was Auto. I checked ISO before shooting to ensure it would not be too high. This image was taken while panning these shorebirds at 1/2500 sec, F 7.1, ISO 1250.



All editing was done in ON1 Raw 2022. The process began with applying No Noise AI, followed by adjusting Tone and Color sliders. Cropping the image to a square format was next so the bird and shadow showed but not too much space on the right. I applied the sunshine filter to the bird only. The image was finished off with a strong vignette on the bird, and a little below it, to give a slight spotlight effect.



## Traveling Images Winners for April

by Colleen Easley

The voting for the April traveling images has been completed for the Northwest Council of Camera Clubs Traveling Image competition. Twenty-six members of our club voted for their five favorite images from the Puget Sound Camera Club. The top five vote receivers are pictured below.

In May, we will be voting on the images from the Seattle Photographic Society. Members can now log into the OCC website and choose *Traveling Images* from the *Members Only Menu* to vote for their five favorite images. We'll post the results in next month's newsletter. The deadline for voting will be May 28. You should have already received an email with specific links for both the images and the voting page. **IMPORTANT REMINDER:** We have our own voting system separate from the one on the page with the images. **PLEASE DO NOT** use the NWCCC voting system as votes cast there will not count. A quick explanation is that their system requires that we manually tabulate from individual emails sent every time someone votes. Our system accurately tabulates automatically.




**Photographic Society of America (PSA)  
Photo Festival  
21-24 September 2022  
Colorado Springs, CO**

*Submitted by Pam Hoaglund (PSA Representative)*

It's not too early to start thinking about attending the PSA Photo Festival. Registration is now open for the conference. Hotel reservations can be made on line through the PSA website unless you want to stay at the hotel before or after the Festival; then you need to call the hotel directly. All the information you need to begin your planning is located on the PSA website:

<https://psa-programs.org/photo-festival-2022/registration.html>.



Online registration will close on 22 August 2022. Registration will reopen on-site on 19 September 2022.

**Refund Policy:** if it is necessary for you to cancel prior to 1 July 2022, you will get a 100% refund. Any cancellations from 2 July to 22 August 2022, will receive a refund minus a \$50 administration fee. There will be no refunds after online registration closes on 22 August 2022.


Join PSA and save \$80 if you register before May 31, 2022 or save \$55 if you register after May 31, 2022. Digital membership fees are only \$45 a year. There are many benefits to a PSA membership.

## FEES

- Level 1: \$200 - Early Bird Full Conference Member Fee (May 1 - May 31, 2022)
- Level 2: \$225 - Full Conference Member Registration
- Level 3: \$325 - Non-Member Full Registration
- Level 4: \$99 - One Day Pass - Wednesday
- Level 5: \$99 - One Day Pass - Thursday
- Level 6: \$99 - One Day Pass - Friday
- Level 7: \$99 - One Day Pass - Saturday
- Level 8: \$255 - On-Site Registration for Members

You can see the lineup of speakers on the website along with hotel information. There will be a number of tours offered but that information has not been completed yet.

There is so much to photograph in and around Colorado Springs and a road trip to Colorado will give you the opportunity to explore the Rocky Mountains and the fall color in the aspen forests of Colorado.



## Phototunities: A listing of events of visual interest for Olympia Camera Club members

by Gene Pardee

May 10, Ilwaco

### Pacific NW Sailing Days

Watch sailing yachts arrive and dock at the 800-slip working marina. Rub elbows with crews before they depart May 12, navigating through “The Graveyard of the Pacific” and north to Port Angeles in the 46th Annual Pacific NW Offshore Yacht Race. Port of Ilwaco. (360) 642-2400

<http://pnwsailingdays.com/event-schedule/>

May 13–15, Leavenworth

### Leavenworth Traditional Maifest Celebration

Fill your entertainment card up with Maipo dancing, Bavarian music, the annual Festzug (or Grand March) where town folk dress in their Bavarian best, and more. Front Street, Leavenworth. (509) 548-5807 [https://](https://www.leavenworth.org/maifest)

[www.leavenworth.org/maifest](https://www.leavenworth.org/maifest)

May 14–15, Airway Heights

### SkyFest

Featuring the U.S.A.F. Thunderbirds, SkyFest is a fun-filled, heart-pounding, family-friendly event. Admission is free. Fairchild Air Force Base. [https://](https://fairchildskyfest.com/)

[fairchildskyfest.com/](https://fairchildskyfest.com/)

May 14, Kennewick

### 21st Classy Chassis Show and Shine Car Show

Downtown Kennewick’s car show and shine is back after a two-year hiatus. This year’s event will introduce a swap meet element to the day’s festivities in addition to the show and shine, awards, food vendors, music, poker walk, and more.

<https://www.visittri-cities.com/events/2022-classy-chassis-car-show-shine/>

May 17 and June 21, Tumwater

### Riverwalk Tumwater Tour

Led by Public History Manager Don Trosper, experience the heritage of Tumwater on a one-hour free tour that covers a half mile loop trail along the beautiful Deschutes River and its falls; the focal point of this first permanent U.S. community in what is now the State of Washington. (360) 754-4160

<https://www.ci.tumwater.wa.us/departments/parks-recreation>

May 19–22, Leavenworth (Hybrid)

### Leavenworth Spring Bird Fest

The Wenatchee River Institute (WRI) and NCW Audubon Society host the 20th annual Leavenworth Spring Bird Fest to celebrate the return of migratory birds. Wenatchee River Institute. (509) 548-0181

<https://wenatcheeriverinstitute.org/education-programs/community-programs/bird-fest.html>

May 20–22, Poulsbo

### Viking Fest, Viking Fest Tour, and Brew Fest

Celebrate Norway’s Constitution Day (May 17) with a weekend festival that includes a parade, food and vendor booths, a carnival with rides, and a donut-eating contest. The Viking Tour (May 22) is a group ride on the Kitsap Peninsula with three different routes that start and finish in historic Poulsbo.

The Viking Tour Brew Fest is new for 2022 and will include beer, wine, and cider from local producers, as well as food trucks. Downtown Poulsbo/Centennial Park.

<https://www.visitpoulsbo.com/event/viking-fest-2022/>

May 21–22, Leavenworth

### Live Chainsaw Carving

Professional chainsaw carvers create large-scale, German-inspired carvings as part of Leavenworth’s month-long Maifest celebration. Front Street. (509) 548-5807

<https://leavenworth.org/maifest/>

May 28–29, Leavenworth

### Leavenworth Alphorn Celebration

A weekend of alphorn concerts and performances, hosted by the Leavenworth Alphorn Association, and featuring participants of the Northwest Alphorn Workshop. Front Street Park and Gazebo. (509) 548-3494

[www.leavenworthalphorns.org/alphorn-celebration](http://www.leavenworthalphorns.org/alphorn-celebration)

May 28–Sept. 5, Seattle

### Ansel Adams: Masterworks

Ansel Adams profoundly influenced the course of 20th century photography through the example of his lavish and technically precise images, as well as by his devotion to advancing photography as an art form with his uniquely innovative approach to the medium. Museum of History and Industry (206) 324-1126. <https://mohai.org/exhibits/ansel-adams-masterworks/>

May 28, Bellingham

### Centennial Whatcom Memorial Day Parade

After a two-year hiatus, the Bellingham community comes together again to, “Celebrate our Communities and Honor our Heroes.” This year also marks the 100th Anniversary of the Parade. (360) 318-7521, Begins corner of Alabama Street and Cornwall Avenue. [https://](https://www.bellingham.org/eventdetail/24447/centennial-whatcom-memorial-day-parade)

[www.bellingham.org/eventdetail/24447/centennial-whatcom-memorial-day-parade](https://www.bellingham.org/eventdetail/24447/centennial-whatcom-memorial-day-parade)

*(Continued from page 11)*

June 18, Camano Island

**Soap Box Derby Race**

A family-friendly competition for children aged 7-17 with more than 200 races in one day. Racers compete in either the stock or super-stock division based on their age. <https://www.soapboxderby.org/stanwood-camano-island>

June 18-19, Tumwater/Olympia.

**Olympic Airshow**

Hosted by the Olympic Flight Museum, the Olympic Airshow features aerobatic demonstrations as well as exhibit aircraft from the museum collection. Vendors and youth activities make this weekend long event one for all ages. Olympia Regional Airport. (360) 705-3925  
<https://olympicairshow.com/>

June 18-19, Seattle

**Fremont Fair**

The fair takes over six city blocks of the iconic Fremont Neighborhood during Solstice Weekend and ushers in summer with multiple stages of live music, 300+ craft vendors, beer gardens, art cars, a Dog Parade, (painted) naked bike riders, and much more. Fremont. (206) 649-6706 <https://fremontfair.com/>

June 21-22, Lacey

**Lacey Spring Fun Fair**

Two days of free fun with games, inflatables, live entertainment, and more. Attendees can also purchase items from arts, crafts and food vendors. On Saturday meet the Dinosaurs of Dino Crew North West and on Sunday, enjoy the annual car show. (360) 742-9957  
<https://laceyspringfunfair.com/>

June 26, Bellingham

**Family Promise of Whatcom County Bed Race**

Bed Race Teams need five people: four bed runners, plus one bed rider. Bed are four wheels on a bed frame with a twin, full, or queen mattress – plus decorations. The race-track is about 100 yards and consists of one turn on a horseshoe shaped track. Funds raised help Whatcom families experiencing homelessness. Civic Field Parking Lot. (360) 734-3983  
<https://www.bellingham.org/eventdetail/24471/2022-family-promise-of-whatcom-county-bed-race>

**Temet Nosce and the Rules of Photography***by Cynthia A Whelan*

If you do a Google search on "Photography's Rules of Composition," you will find millions upon billions of articles counting up and counting down, each with three to twenty-five or more rules that photographers *must* know and use. If you have been a member of the Olympia Camera Club or read any "How to Improve Your Photography" book, you have seen them.

The Rule of Thirds, Rule of Odds, Fill the Frame, Leading Lines, Symmetry, Simplify, Keep the Horizon Straight, Use Frames, Break Patterns, Know Your Subject, Watch the Edges, Watch the Background, Isolate the Subject, Shoot from Above, Shoot from Below, Golden Ratio, Golden Triangle, Golden Hour, Reading Left to Right, White Attracts, De-clutter, Wait for it...

And the list goes on and on. But who makes up these so-called rules? And who cares?

For example, the first person to cite and name the Rule of Thirds was an 18th-Century painter, engraver, and writer named John Thomas Smith. *"Analogous to this 'Rule of Thirds' (if I may be allowed to so call it), I have presumed to think that, in connecting or in breaking the various lines of a picture, it would likewise be a good rule to do it, in general, by a similar scheme of proportion...."* He made up a long-winded description by observing paintings that he thought were pleasing, then describing what he thought made them enjoyable.

Link to article. <https://www.bhphotovideo.com/explora/photography/tips-and-solutions/who-wrote-rule-thirds>

Hundreds of historical and contemporary photographers wrote thousands of articles making up rules by observing what they found "pleasing." Then, many photographers tell you how to break someone else's Rules of Composition.

You can define what you think is a rule and what you think makes a pleasing photograph. Look at your favorite photos, either by you or by someone else. Ask, "What do I like about this photo? Why do I like this photo?" "Is there something about this photo that I want to do with my photography?" Reflect back and look forward to your next photograph.

You don't need to know the "Photography's Rules of Composition," but you may find your photography more rewarding if you "Temet Nosce." Temet Nosce is Latin for "Know Thyself." Know what you like and why.

*(Continued on page 13)*

(Continued from page 12)

There are thousands of rules of photographic composition that you could know and use. But be sure to spend some time learning about yourself and what do you care about in a photograph?

And if you are wondering, The Rule of Thirds is one of my favorites.

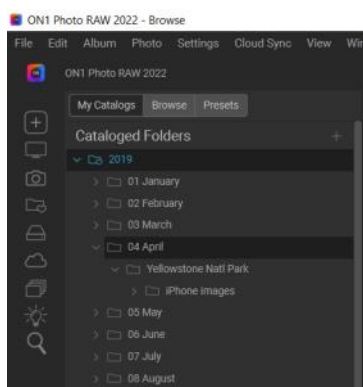
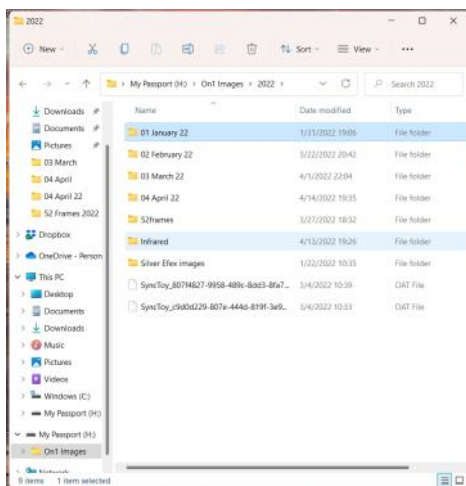


## How I Organize My Images

by Pam Hoaglund

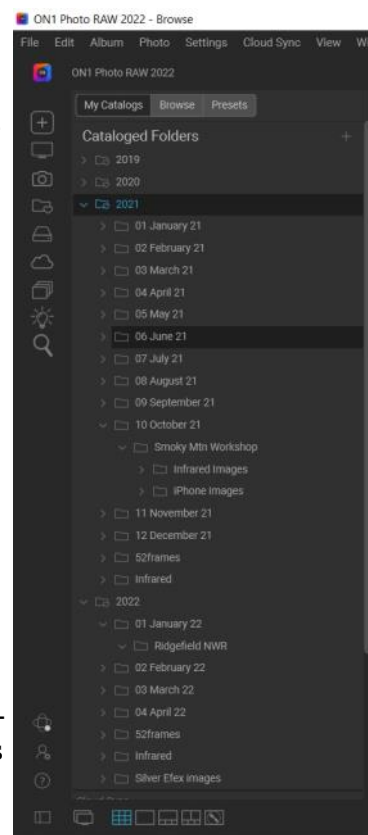
Susan Bradley had an article in the March newsletter on how she organizes her images using the RAW editing program ON1 RAW 2022. I use the same program to process my images so I won't reiterate what she covered in her article; how to catalog images or add keywords.

My organizational style is to keep it simple. When returning from a shoot I download my images to an external hard drive. This hard drive contains a folder called ON1 Images. Under that folder I organize by year, then by month. I have also made separate folders not under a month for Infrared, 52frames and Silver EFX images as I don't take very many of these images and I want them all in one folder for the year. If I have been to someplace like Ridgefield NWR, where I took multiple images, I will make a subfolder under that month for Ridgefield. I do the same thing if I have been on a trip or photography workshop. When I went to Yellowstone Nat'l Park in April 2019 I made a subfold-



er for Yellowstone Nat'l Park. I shot a lot of iPhone images on that trip so I made a subfolder to put those images in. When I went to the Smoky Mountains in Oct 2021 I made a folder for Smoky Mountains and then subfolders for my iPhone images and Infrared images.

I keyword all of my images after I have downloaded them to my external hard drive. Starting with the 2019 version of ON1 RAW I started to catalog my images in ON1. I wanted to be able to search my images by keyword so the images need to be in a catalog. This is **NOT** like the catalog used by Lightroom. I will not get into a discussion of the differences but only say that none of my images leave my external hard drive; On1 catalog is a shortcut and is cached in the background to improve the speed of loading these folders and their images. Cataloged folders are necessary when using the Advanced Search feature to search for images across multiple folders. In this image you can see on the right under cata-



log that in 2022, January, there is a subfolder for Ridgefield. In the center pane you can see some of the images taken. The first image is selected (blue box around image) and on the right panel under "keywords" you can see that I added the keywords "Ridgefield NWR" and "kestrel – American." If during 2022 I make several photo trips to Ridgefield and keyword those images "Ridgefield" I can just select the 2022 folder and do an Advanced Search on keyword "Ridgefield" and all of those images will be displayed regardless of the month or day.

I hope this makes sense. Like I said I like to keep it simple and have as few folders as possible. For those who use ON1 RAW 2022 or any other version I would suggest you download the User Manual and learn the steps to keywording and cataloging your images if you want to use the Advanced Search feature.

## How I Organize My Photographs

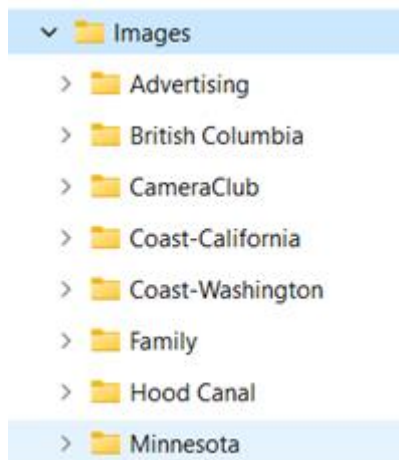
by Rosalind Philips

I view photograph organization as having three parts: file organization, keywords and culling. Over the years I have had a variety of organization methods, this is the method that I currently use.

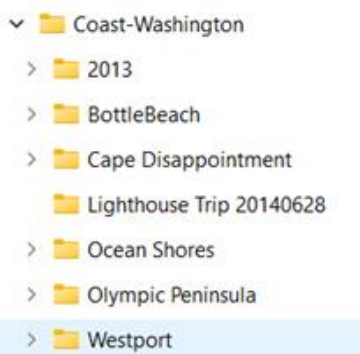
### File Organization

I keep my pictures on an external drive, this keeps my C: drive from cluttering up.

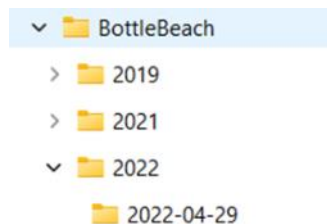
This strategy works on both a PC and a Mac. I then make a folder named images and put all my pictures in this folder. I do this, because when the drive starts failing, I can just move the images folder to a new drive. Within in the images directory, I make folders for subject and places.



Within the subject and place folders I usually make more specific folders.



Next I make a folder with the year and last a folder with the date. I put the image files in the date folder. So this years' Bottle Beach images are in the 2022-04-29 folder.



The hierarchy is D:\Images\Coast-Washington\BottleBeach\2022\2022-04-29\filename.

### Keywords

Usually, the next step in most RAW editing programs is to import the images. I then begin my keyword process. Most RAW editors allow keywording. Unfortunately, Luminar does not at this time. Hopefully that will be rectified in the future. Keywords allow you to quickly search for your photographs by subject. Some of the RAW editors automatically classify your images by the metadata so that you can search for all the photos taken with the Sony A9 camera or with the Sony 200-600 lens. Most of my photos are of birds so I classify them by place, bird species and common name, additional characters such as sex, breeding plumage and age. There are a lot of birds

and it is possible to purchase keyword lists for Lightroom Classic. These keyword lists can also be imported into other RAW editors with a little manipulation. Colleen Easley found the following free bird keyword list for Lightroom and we were able to adapt it to Western USA birds and import it into Capture One. We got rid of stuff in the list that we will never use. I have not tried to import it into On1, but according to the literature, it is possible. The link to the Keyword Project is <http://lightroom-keyword-list-project.blogspot.com/>.

The key word list is a text file that can be opened in Excel for editing. It looks like this:

~WHAT						
	~Animal					
		bird				
			Anseriformes			
				Anatidae		
					duck	
						american wigeon
						barrow's goldeneye
						black scoter
						blue-winged teal
						bufflehead
						canvassback
						cinnamon teal
						common goldeneye
						common merganser
						eurasian wigeon
						gadwall
						greater scaup
						green-winged teal

It has both the Latin name and the common name. It is mostly organized like your bird book.

We then modified the PLACE list in the Foundation 2.0.1 List to include places we commonly go.

~WHERE						
	USA	WA				
			Olympia	Nisqually NWR		
				State Capitol Campus		
				Percival Landing		
				McLane Creek Nature Trail		
			Tacoma	Pt. Defiance Park		
				Ruston Way		
				Tibbow Beach		
				Downtown		
			Tumwater	Rutledge Farms		
				Tumwater Falls		
			Leavenworth	Hawks Prairie Reclamation Ponds		
			Ashford	Backyard		
				Mt. Rainier NP		
				Paradise	Paradise	Soundough Ridge
				Sunrise		
				Narada Falls		
				Reflection Lakes		
				Moscow Lake		
				Paradise Valley Loop Rd		

Now you don't have to be this elaborate with your keywords and can just type them in as you go. This just means that I have a complete list of all my key words and I can re-import them if anything goes wrong. It is also easy to update the list with new items.

I also do a lot of teaching, so I have keywords related to that. For example, I might keyword an image as USA->WA->Westport->Bottle Beach SP and then Animal->bird->Charadriiformes->Charadriidae->shorebird->plover->black-bellied-plover. Then I would add teaching->exposure and/or teaching->composition->leading lines. That way, when I am doing a lesson on leading

(Continued on page 15)

(Continued from page 14)

lines and I can search on it and the pictures I've taken that are examples of leading lines are selected.

My process is to keyword all the photos I have taken on given day to the Place. I then add more keywords as I go through the culling process.

### Culling


Culling is the process of going through the photographs you have taken and deciding which ones to keep. I am not

going to address why I choose to keep an image, I am going to address how I designate them after I decide. I use the color system for rating my photographs. Red for obvious deletes, yellow for ones I am interested in editing, and green for those I want to keep after editing. I add additional keywords to green images. If I reject a yellow image then is either labeled red or none. I try to go through the image set at least twice before deleting anything more than the obvious deletes.

## Bottle Beach Field Trip



## Bottle Beach Field Trip continued



## Bottle Beach Field Trip Continued



## Bottle Beach Field Trip Continued



## Bottle Beach Field Trip Continued



## Olympia Camera Club Business Meeting Draft May 3, 2022 6:30 to 8:30 PM Zoom

### Officers and Members Present

Ed Tromble, Clair Ferris, John Damitio, Tammy Mandeville, Meredith Rafferty, Colleen Easley, Dennis Plank, Bruce Livingston, Pam Hoaglund, Rosalind Philips, Townsend Walton, Susan Bradley, Linda Pardee and Rene Conger.

The meeting was called to order by President Ed Tromble at 6:35 PM with a quorum present.

### Approval of April Minutes

Townsend Walton made a motion to approve the minutes of the April 5, 2022 Board Meeting. Meredith Rafferty seconded the motion. The motion was approved by unanimous consent.

### Treasurer's Report

Treasurer's Report		
May 3, 2022		
April 1 - April 30, 2022		
WSECU Checking		
Starting Balance (4/1/22)		\$6,164.87
DEPOSITS		
Income - 2022 Dues		373.01
Total Deposits		373.01
EXPENSES		
Technology - Adobe Subscription		10.93
Total Expenses		10.93
Ending Balance (4/30/22)		\$6,526.95
WSECU Savings		
Starting Balance (4/1/22)		\$3,408.75
Dividend Interest		0.29
Ending Balance (4/30/22)		\$3,409.04
PayPal Balance		\$ -
Total Balance		\$9,935.99

### Old Business June Pot Luck

Ed Tromble reserved The Grange for the Potluck on June 29, 2022. Clair Ferris offered South Sound Manor for free for the potluck on June 28, 2022. A discussion ensued. It was decided to have our Annual Meeting/Potluck at South Sound Manor and it will start at 6 PM.

### Committee Reports

#### Equipment / Teleconferencing

Rosalind Philips reported that she is updating the club's computer so it will be ready for the fair, and she will be working on how to make Zoom work for in-person meetings.

#### Membership Report

Colleen Easley reported that we have six new members. Our total membership is now at 146 members.

#### President's Report

No Report.

#### Community Liaison

Bruce Livingston reported that he did a photo shoot for Capitol Land Trust at a WDFW property adjacent to Bayshore Preserve. Bruce has a meeting on May 12, 2022, with the Olympic Airshow representative to get wrist bands for volunteers and talk about our ad in their Airshow brochure. He will also try to get access beyond the normal flight lines for volunteers.

#### General Meeting

Clair Ferris reported that our meeting this month will be on Thursday May 19, 2022, and we will be joining OPCC with speaker Bonnie Block.

#### Practical Photography

Dennis Plank reported that this month we will have Peggy Hanson on Flower Photography. In June we will have a roundtable discussion on preparing for competition.

#### Member Sharing

Meredith Rafferty reported that the Member Sharing Committee came together to find a theme for the August meeting contingent on approval of the new Member Sharing coordinator. Meredith reported that OCC will be recruiting a new Member Sharing Coordinator. Also, Meredith updated the description for this position.

#### Social Chair

Linda Pardee reported that she will be checking our stock of supplies (sugar, creamers, coffee etc.) and may request funds for replacements. It was agreed to use the online sign-up for the potluck.

#### OPCC Coordinating Committee

Bruce Livingston reported that there will be a meeting next Monday. At the last meeting, the OPCC President presented a spreadsheet of speakers. The committee will be looking for speakers for 2023.

(Continued from page 20)

## Newsletter

Susan Bradley asked for articles for the Newsletter.

## Webmaster

Colleen Easley asked members to get their Field Trip photos into the Field Trip Gallery. Colleen reminded members to vote for the Traveling images.

## Thurston County Fair

Colleen Easley reported she will be putting an article in the newsletter. Colleen has sent out requests for judges. We are looking for members to volunteer for the Fair.

## Field Trips

Townsend Walton reported that this month we will be going to Tami Shaughnessy's flower garden on May 21, 2022, starting at 10 AM.

## NPPNW

No Report.

## PSA

Pam Hoaglund reported that registration is now open for the 2022 Photo Festival in Colorado Springs, Colorado, September 21 to September 24, 2022.

## New Business

### Judges for F:67 Club.

Ed Tromble reported that the F:67 club is asking for judges. Colleen Easley led a discussion on judging for F:67. Rosalind Philips and Pam Hoaglund volunteered to

be judges.

### Next year's officers/committee coordinators

Ed Tromble led a discussion on which positions need to be filled. A nominating committee will be formed to recruit new members for open positions.

### Guidelines for coordinating with OPCC concerning speaker fees.

Bruce Livingston reported that we need to be more proactive on finding speakers with the OPCC committee. A discussion ensued on finding speakers who will be free, sponsored, or at a lower cost.

### Fifth Tuesday meeting for May

Ed Tromble led a discussion on what to do on the fifth Tuesday of this month. It was decided to have prejudging / critiquing of photos members might want to submit for competition.

### Non-Profit filing.

Ed Tromble reported that he received a letter from the Secretary of State about Non-Profit filing. Non-Profits must mail in the paperwork, Online isn't available at this time.

### Adjournment


Rosalind Philips moved that we adjourn the meeting. Dennis Plank seconded the motion. Adjournment was approved by unanimous consent at 8:15 pm.

*Submitted by Secretary Tamara Mandeville*


## Member Gallery



## Member Gallery Continued




## Member Gallery Continued



Member Gallery  
Continued



Member Gallery  
Continued



## Photographic Society of America (PSA)

PSA is a worldwide organization for anyone with an interest in photography. Founded in 1934, the Society is for casual shutterbugs, serious amateurs, and professional photographers.


Individual digital membership is \$45 a year.

Membership offers a wide variety of services and activities:

1. Monthly Journal
2. Online photo galleries
3. Image evaluation
4. Study groups and courses
5. Competitions
6. Annual Conference
7. Discounts on photography-related products/services
8. PSA travel aide
9. Webinars

For a complete overview of membership benefits go to

[www.psa-photo.org](http://www.psa-photo.org)



### Sizing Images for Newsletter

**Format: jpeg, max quality**

**Dimension: 1024 - 2048 pix long side**

**Please keep images 3MB or less**

**Please title your image and include your name in title**

**Title\_Your Name**

### Please Watermark your image!

**All photographs in this newsletter are under copyright protection. They may not be used without permission from the individual photographers.**

**Please submit articles and photographs to:**

**[newsletter@olympiacameraclub.org](mailto:newsletter@olympiacameraclub.org)**

**Deadline for articles and images for the June newsletter is June 9 at midnight.**

### Editor's Note:

Please continue to submit images and articles to the newsletter as it is your participation that helps me provide you with a newsletter each month.



Susan Bradley, Editor

[newsletter@olympiacameraclub.org](mailto:newsletter@olympiacameraclub.org)

**Executive Committee****President**

Ed Tromble

**Vice President**

Clair Ferris

**Secretary**

Tammy Mandeville

**Treasurer**

John Damitio

**Associate Memberships****Committee Chairs****Community Liaison**

Bruce Livingston

**Equipment Custodian**

Rosalind Philips

**NWCCC Traveling Print &  
Open Salon Competitions**

Colleen Easley and Rosalind Phillips

**Field Trip Coordinator**

Townsend Walton

**Membership**

Colleen Easley

**Practical Photography**

Dennis Plank

**Member Sharing Night**

Meredith Rafferty

**Newsletter Editor**

Susan Bradley

**PSA Representative**

Pam Hoaglund

**Thurston County Fair**

Colleen and Dale Easley

**NPPNW Liaison**

Gerald Pumphery

**NWCCC Liaison**

Ed Tromble

**Scavenger Hunt**

Rosalind Philips

**Webmaster**

Colleen Easley

**Social Committee**

Linda Pardee

Olympia Camera Club  
P.O. Box 13333  
Olympia, WA 98508-3333