



Shutterbug Times

Official Newsletter of the Olympia Camera Club

Olympia, WA

Established in 1935

March 2023

www.olympiacameraclub.org

Volume 88, Issue 3

Find us on Facebook: www.facebook.com/groups/OlympiaCameraClub

Cape Disappointment



In this issue:

President's Corner p. 2
Dates to Remember p. 2
Monthly Meeting Topics p. 3
March Field Trip p. 4
NPPNW Meeting p. 4
NWCCC Exhibition p. 5
Washington State Spring Fair p. 5
Membership Report p. 5
Procession of Lights p. 5
OCC Photographer Exhibits p. 6
Member Directory p. 7
Speaker Bio p. 7
NWCCC Traveling Images p. 8
Board Mtg Minutes p. 9-10
Member Galleries p. 10-13
Cape Disappointment p. 14-15
How to Submit to Newsletter p. 16
Editor's Note p. 16
PSA p. 16
Executive Committee p. 17
Committee Contacts p. 17

President's Corner

Last month I was fortunate to have a near perfect day photographing waves at Cape Disappointment and would like to share what goes into getting to a local place, on the right day, at the right time and with the right equipment to safely get some great photos.

Typically, what I am looking for are large backlit waves on an incoming tide. This can be a little work as large waves are usually associated with winter storms and adding some sun to the mix might be hard to do.

The weather forecast is my first stop. I am looking for the first sun break after a storm or high offshore winds. If this looks good next would be to find out if the tide and swell are looking good. I use the NOAA Tides and Currents site for tides and Swellinfo.com for the swell (there are many others, use what you like). I am looking for a good afternoon high tide, with sunny skies and a 10ft+ swell.

If the location is new to me I will pull it up on The Photographers Ephemeris (TPE) or Photo Pills to check the direction the sunlight hits the waves. Not all beach locations face west so you may need to find a specific spot to catch some backlight on the waves. TPE or Photo Pills will also tell you how low

the sun needs to be to get the best shot while still keeping it out of the frame. While we are talking of locations I need to add some thoughts about beach safety. I have found the conditions that produce the best photos seem to line up with conditions that also produce high surf and rouge wave warnings so extra care will be needed to stay safe. Here are some things I have learned. First take a good look at what is going on.

When I arrive on site I will always take about 15 minutes to observe the water. A person can tell a lot about what is happening and what will happen as the tide comes in. Avoid setting up anyplace that does not have an escape route handy. Getting caught between a wave and a pile of driftwood is not good.

Never set up on a beach log, getting a better angle for your photo is not worth getting crushed. The most important rule to follow is to take a moment to look around after each shot. Watch the water, pick the wave to shoot, get the photo, and look around for the next shot but don't keep your eye glued to the camera. People get detached from what is going on around them when it is seen thru a lens.

Ed Tromble

**Dates to Remember**

Club meetings will be virtual on Zoom except for Practical will be hybrid

March

14 March Practical Photography
16 March General Meeting
16 March Koffee Klatch

18 Mima Mounds Field Trip
28 March Member Sharing
30 Koffee Klatch

April

4 April Board Meeting
6 April Articles and Image due for Newsletter
8 April Quinault Rainforest Field Trip

11 April Practical Photography
13 April Koffee Klatch
20 April General Meeting
25 April Member Sharing
27 April Koffee Klatch

Monthly Meetings

**Our Practical Photography meeting is now a hybrid meeting
General and Member Sharing meetings are virtual
taking place using Zoom**

**The Zoom link is available on the OCC Website in the
Members Only Area - Zoom Link**

Practical Photography March 14, 2023 7-9 pm



Do you own a flash unit? In this presentation Gene Pardee will discuss taking advantage of your flash and then take us beyond to separate flash units. He will explain why and how to use fill-in flash on bright sunny days, as well as in low light and indoor situations.

Rick Siragusa, Coordinator

General Meeting March 16, 2023 7-9pm



Infrared (IR) Photography is as mysterious as it is awe inspiring. Melvin Guante opens this unique black and white photography to us with a discussion of its history, techniques, and post-processing. To learn more about Melvin see page 7.

Meredith Rafferty, Coordinator

Member Sharing Night March 28, 2023 7-9pm



Our theme will be portraits or still life photography utilizing flash or another source of light. This will be a chance for you to practice using your flash unit or another source of light such as sunlight coming through the window while staying indoors if you prefer to avoid this chilly last month of winter.

Share up to three images and join in the discussion even if you do not have images to share. Details of how to submit your photographs will be sent to you by email in our calendar reminder. Your moderator will be Rick Siragusa.

Dawn Barrowcliff, Coordinator

Mima Mounds Natural Area March 18, 2023, 9-12pm


by Dennis Plank

Even though we canceled the field trip to Cape Disappointment due to sneaker wave predictions, several camera club members did go down (hopefully observing due precautions). My wife and I went because I had reservations in Ilwaco that required five days' notice, but we were impressed enough by the park that we're headed back in April. See some of those images on pages 14-15.

Our planned field trip to the Lake Quinault area had to be postponed to next month, so this month Bruce Livingston will be leading a field trip to the [Mima Mounds Natural Area](#) on Waddell Creek Rd near Littlerock starting at 9am. We'll look for early spring blooms, emerging plants, buds (and if this weather keeps up, water drops).

This will be primarily close-up and macro photography so bring a close focusing lens, camera support that will let you get down low and something to keep you dry when getting low because the ground will almost certainly be wet.

There is both open prairie and second growth woodlands at this site with a wide variety of vegetation so even if you're not able to get down to ground level, you should be able to find a wide variety of subjects. There is a paved path in the prairie area and easily accessible areas of woodland.



A [Discover Pass](#) is required for this site *but is not available on-site*. Also, make sure you don't leave any valuables within sight in your vehicle as the parking area has been subject to car prowls.

Nature Photographers of the Pacific Northwest April 1, 2023

by Colleen Easley

The spring meeting of NPPNW will be a live meeting at Centralia College, in the Corbet Theater. The doors will open at 8:30 am and the program will begin at 10 am. The invited speaker will be Christopher Balmer. Chris is a professional nature photographer who has been highly successful in the sale of stock and fine art images. In addition, Chris operates Photo Adventure Workshops

which provide one-on-one training in worldwide settings, and he owns Yellowstone Camera in West Yellowstone. Christopher's presentation is being sponsored by Tamron and there will be a Tamron lens door prize as well as other gifts for those who attend.

Chris' morning presentation is entitled "Mastering Histograms and Metering" and the afternoon presentation is entitled "Creating Efficiency and Consistency"

Treat yourself to some of Christopher's images at his photo site located here: [Christopher Balmer](#)

REGISTRATION OPTIONS

- Use your credit card at [Brown Paper Tickets](#).
- Fill out online and then print the [Registration form](#) and mail along with your check.
- Print the [PDF form](#) to fill it out by hand and mail with your check.

COMPETITIONS

There will be both digital and print competitions. Please see the NPPNW [Competitions page](#) for details.

SENSOR CLEANING

Bring your digital camera bodies to the meeting for specially priced sensor cleaning by Advance Camera. They will professionally clean your sensor, clean the outside of your camera body, and upgrade your firmware if needed while you enjoy the speaker. Cost is \$35 for crop sensors and \$45 for full frame units. A lens mounted to the camera is included in the cleaning. If you have additional lenses you wish to have externally cleaned, the cost is \$15 each.

NATURE PHOTOGRAPHERS
NPPNW
OF THE PACIFIC NORTHWEST



Opportunity to Participate in ERA Living Exhibitions

Northwest Council of Camera Clubs (NWCCC) has arranged for members of participating clubs to participate in an art exhibition produced by ERA Living Exhibitions. The exhibition will take place at The Lakeshore in Seattle from June 4 – October 1, 2023. **NWCCC is to be notified of intent to participate by March 14. Submissions are due on April 12.**

This is a juried exhibition.

1. A maximum of three images may be submitted.
2. These images will need to be printed and prepared for hanging for the actual exhibit. Only digital images are needed for the jury.
3. Along with the images for jury, Artist Information, a Bio, and Artwork list must be submitted.
4. Rosalind will hold a Zoom meeting on March 13 at 7pm to talk about the requirements and answer any questions. Another Zoom meeting will be held later in March to talk about how to complete the requirements.

Please notify Rosalind of your intent to participate no later than March 14. Rosalind will send you the exhibition prospectus at that time. Please send intent to RosalindPhilips@comcast.net.

This is a great opportunity to show off your art in a formal setting.

Luminary Procession The Fifth Element: Spirit Friday, April 28, 2023, 8:30 pm

by Susan Bradley

I found a photo opportunity that OCC members might enjoy photographing.

Their statement is as follows. Although for 2023, there will be no Saturday, daytime portion of the Procession of the Species Celebration.



There will be the Luminary portion of the Celebration, which will take place on April 28, the Friday evening of the Arts Walk Weekend at 8:30 pm. To learn more about the procession look on their Facebook page (<https://www.facebook.com/groups/368937241016>) or read the article from the [Olympian newspaper](#).

The Washington State Spring Fair Photo Salon

The Tacoma Photographic Society is the host of the Photo Salon at the Washington State Fair. Each year the Washington State Fair celebrates spring by hosting the Spring Fair. This year the fair will be open over two weekends: April 13 – 16 and April 20 – 23. This means more opportunities for your work to be viewed. It is up to the entrant to ensure his or her prints are delivered to one of the locations prior to 6:00 pm, March 23, 2023. All prints entered into the contest will be displayed.



This is your opportunity to put your work on display at the fair, and to become a prize-winning photographer.

To find out more about the contest, the rules and to download an entry form go to the [Tacoma Photography Society webpage](#).

Membership Report

by Colleen Easley

After purging members who did not renew for 2023 our membership now stands at 136. It's normal that we lose some members every year as some have moved away or are pursuing other interests. However, just as we lose some, we gain a few more each month. Please welcome these new members Chuck Burke, Colin Montoya-Lewis, Russell Robinson, and Levi Robischon.



Welcome!

We are glad you are here!

If you are one of those who didn't renew, but would like to continue as a member, please visit our membership page at <https://www.olympiacameraclub.org/membership/> and submit your renewal. We'll be happy to reinstate you.

OCC Photographer Exhibits in Seattle

by Cynthia A Whelan and Rosalind Phillips

I thought it would be fun to share with Olympia Camera Club members my recent conversation with Rosalind Phillips. Ros and I met at Nisqually Wildlife Refuge, where she shared her recent experience with marketing her photography.

Cynthia for OCC: Ros, I understand you had a print photo exhibit in Seattle last month. What was it about?

Ros: The show was at the Seattle Design Center in the Georgetown part of Seattle. It was a beautiful venue and a beautiful presentation with lots of high-quality artwork. It was the type of show I most like to do. It was a first-year show, and first-year shows do not usually do well because they do not have an audience. My goal for this show was to build my mailing list; it was not to make a lot of sales. This was good because almost no one made any sales.

Cynthia for OCC: No sales? That must have been disappointing.

Ros: I think it was a big success. First, it was my first in-person show since the pandemic started. I needed a low stress show to remember how to set the booth up, what to bring, etc. I was delighted with my booth setup.



Second, it was an opportunity to show off my new abstract art pieces and to get feedback. The feedback was very positive, and there were helpful suggestions for improvement. Third, I need to build my email list for my online business. In-person shows are one of the best ways to build your email list. I got thirty-five signups. I usually do a giveaway and have a daily drawing for an inexpensive item. This time it was a 4x4 ceramic tile of my Penguin Friends photo.



Cynthia for OCC: What did your display space look like?

Ros: I had about twenty pieces displayed between prints and tiles. I mostly print on metal and canvas because they are much easier to handle than framed paper prints with glass. I really love how the colors pop on these two media and how the subjects almost look 3-D.

Cynthia for OCC: How did you come to be part of that venue?

Ros: The Northwest Art Alliance (NWA) put on the show. I have participated in their exhibitions in the past and received an email from them about the show. Many shows in the USA



use a service called ZAPP for show application. I find many of my shows using this service.

Cynthia for OCC: Have you had similar events like this in the past?

Ros: I did the I-5 (Salem, OR to Vancouver, BC) summer art fair circuit from 1996 - 2007.

Cynthia for OCC: I know you also have an online store. How long has your store been open, and how is it doing?

Ros: I got serious about having an online store about a year ago. I have had a website since 1996 but never really understood how to do marketing. In January 2022, I joined a service called Art Storefronts because they teach you how to market. It has been somewhat successful. I sell a couple of items a month. I expect business to improve as I work through marketing over the next couple of years.

My store is <https://store.rosalindphillipsphotography.com/>. I hope by doing a few shows a year, and the online store that will supplement my retirement funds. I am excited about retiring at the end of October 2023.

Cynthia for OCC: If another OCC photographer was interested in having print exhibits, what advice would you give them?

Ros: Spend a year visiting as many shows as possible indoors and outdoors. Talk to all the artists, not just photographers. Ask them about what shows they do and make a list. Research the shows. Under no circumstances do a show that has rides and a carnival attached. Understand that the first year you do shows it is a losing-money venture. It takes a couple of years to build your clientele. Doing the same shows year after year builds your audience.

Cynthia for OCC: Thank you, Ros, for sharing your experience with marketing your photographs. Best wishes for your upcoming retirement and your next sale.

Member Directory

by Colleen Easley

If you ever need to find a phone number or email address for a fellow member, you can easily find it in our Membership Directory. You'll find a link to it in the **Members Only** directory of the OCC website.

Every new member gets added to the directory, but it's up to individuals to add a photo and short bio if they want those displayed in the directory. Go to the Members Only Menu and login. Then choose the third item in that Menu that says **EDIT MY PROFILE**. This will take you to a page that allows you to edit your contact information as well as add a photo and a short bio to your listing in the directory.

Please help us keep your data up to date by reviewing your directory listing and making any necessary changes. Keep in mind we do not display street addresses and only other members are able to view the Member Directory.

General Meeting

March 16, 2023

Speaker Bio: Melvin Guante

Since an early age, I was fascinated by the arts. I looked at my uncle in amazement as he played with his enormously huge and shiny new camera. It had all the bells and whistles. It was then that I knew I wanted to be a photographer.

While in high school, my art teacher inspired my creativity and did not allow me to settle for the ordinary and encouraged me to get out of my comfort zone, so I could be more innovative. I went on to drawing, painting, and making clay sculptures that were exhibited in a year-end art display. She taught me patience and perseverance. In college I was exposed to African art which led me to explore and immerse myself




in everything it had to offer. This had a profound lifelong influence on my work.

I am a passionate photographic artist, with an associate degree in liberal arts. I currently an active member on the Board of The Professional Photographers of Massachusetts (PPAM), recent past President. I hold a Craftsman, and a certification degree, CR Photog, CPP, by PPA. I have the honor of serving as Liaison for PPA's CPP pro-



gram as a MA representative.

Website: www.melvinsphoto.com




Traveling Images

by Colleen Easley

The voting for the February traveling images has been completed for the Northwest Council of Camera Clubs Traveling Image Competition. These are the top four images selected by OCC from the Mt. Baker Camera Club. There were 28 votes submitted. Let's do better for March. There was a six-way tie for fifth place.

In March, we will be voting on the images from the Puget Sound Camera Club. You should have already received an email with specific links for both the images and the voting page, but if you missed it you can go to <https://www.olympiacameraclub.org/nwccc-traveling-images/> to find the links for both the images and the voting page. The deadline for voting is March 25.



Olympia Camera Club Business Meeting Draft March 7, 2023 6:30 to 8:30 PM Zoom

Officers and Members Present

Ed Tromble, Meredith Rafferty, John Damitio, Tammy Mandeville, Dennis Plank, Linda Pardee, Townsend Walton, Pam Hoaglund, Bruce Livingston, Colleen Easley, Rosalind Philips, Susan Bradley, Dawn Barrowcliff, Rick Siragusa, Christy Sterling, and Rene Conger.

The meeting was called to order by President Ed Tromble at 6:30 pm with a quorum present.

Approval of February minutes

Townsend Walton made a motion to approve the minutes of the February 7, 2023, Board Meeting. Dawn Barrowcliff seconded the motion. The motion was approved by unanimous consent.

Treasurer's Report

John Damitio read the Treasurer's report. He has updated the budget sheet.

Treasurer's Report March 7, 2023

February 1 - February 28, 2023	
WSECU Checking	
Starting Balance (2/1/23)	\$6,678.43
DEPOSITS	
Income - 2023 Dues	496.43
Total Deposits	496.43
EXPENSES	
Technology - Adobe Subscription	10.93
Business Supplies - PO Box Rental	194.00
Meeting Expenses - Facility Rental	76.00
Insurance	500.00
Total Expenses	780.93
Ending Balance (2/28/23)	\$6,393.93

WSECU Savings	
Starting Balance (2/1/23)	\$3,411.61
Dividend Interest	0.24
Ending Balance (2/28/23)	\$3,411.85
PayPal Balance	\$ -
Total Balance	\$9,805.78

Committee Reports

Equipment / Teleconferencing

Townsend Walton asked Rosalind Philips about having the speaker use a handheld microphone at in-person

meetings. Rosalind described the equipment that the club owns that may work.

Membership Report

Colleen Easley reported that we have two new members. Our total membership is now at 136 members.

President's Report

No report.

Community Liaison

Bruce Livingston spoke with Sylvia Cornette who had asked about the Panorama Photography group partnering with our club. Bruce requested that their Board put together a written proposal. Bruce received an email from Britt Bowman, Arts Specialist from the City of Tumwater asking about a possible collaboration with a Photo Walk event on May 20, 2023. Bruce will be getting back to him to find out more information.

General Meeting

Meredith Rafferty reported that this month we will have a presentation by Melvin Guante on "Infrared photography for black and white landscapes." Emilie Talpin who was scheduled for last month will be rescheduled for a later date.

Practical Photography

Rick Siragusa reported that Gene Pardee will do a presentation on using flash effectively. Dawn Barrowcliff of the Member Sharing committee requested that we do things on HDR. Rick put out an email and found members who will do HDR and related demonstrations.

Member Sharing

Dawn Barrowcliff reported that the theme will be "Portraits or still life photography utilizing flash or another source of light." Dawn also met with the Member Sharing committee and reported that they have a lot of great ideas. Rick Siragusa has volunteered to moderate the March meeting.

Social Chair

No report.

OPCC Coordinating Committee

No report.

Newsletter

Susan Bradley requested that members get their articles in on time.

(Continued on page 10)

(Continued from page 9)

Webmaster

Colleen Easley clarified with Rick Siragusa about the articles that he wants posted. Colleen requested that Traveling Prints be added to the agenda. NWCCC reported they are very happy with the new Traveling Prints voting system. Colleen reported that we don't have the top five scoring images from the February Traveling Prints and we need to have them for the Newsletter. Rosalind Philips will be looking into this problem.

Thurston County Fair

Christy Sterling and Dennis Plank have been getting together and double checking the process. The visitor's guide is done, but they will need to redo the entry form.

Field Trips

Dennis Plank reported that Bruce Livingston will be leading the field trip to Mima Mounds Natural Area near Littlerock. We'll look for early signs of spring. This will be primarily close-up and macro photography. The planned trip to Quinault Rain Forest has been postponed until April.

NPPNW

Colleen Easley reported that Christopher Balmer will be the speaker at the April 1, 2023, spring meeting at the Centralia College. There will be a get together at the Peppermill Empress Inn Friday night.

PSA

Pam Hoaglund reported that we need to pay our club dues by the end of the month. Pam recommended we pay for three years instead of just one to save money. A discussion ensued.

New Business

PSA Renewal

Pam Hoaglund proposed to the board that we pay the club's PSA dues three years at a time instead of every year. A discussion ensued. Rosalind Philips moved that the Olympia Camera Club Board approve paying dues for PSA for three years at a time and that we budget the dues for every three years in our budget. Susan Bradley seconded the motion. The motion was approved by unanimous consent.

Redmond Photo tour offer

Dennis Plank received an email from an organic farm in Redmond wanting to know if our club would be interested in photo tours. Little information was given by the farm. Dennis will contact the farm for more information.

Adjournment

Rosalind Philips moved that we adjourn the meeting. Tammy Mandeville seconded the motion. Adjournment was approved by unanimous consent at 7:33 pm.

Submitted by Secretary Tamara Mandeville

Member Gallery



Member Gallery Continued



Member Gallery Continued



Member Gallery Continued



Member Gallery
Cape Disappointment



Member Gallery
Cape Disappointment
Continued



Photographic Society of America (PSA)

PSA is a worldwide organization for anyone with an interest in photography. Founded in 1934, the Society is for casual shutterbugs, serious amateurs, and professional photographers.

Individual digital membership is \$45 a year.

Membership offers a wide variety of services and activities:

1. Monthly Journal
2. Online photo galleries
3. Image evaluation
4. Study groups and courses
5. Competitions
6. Annual Conference
7. Discounts on photography-related products/services
8. PSA travel aide
9. Webinars

For a complete overview of membership benefits go to

www.psa-photo.org



Sizing Images for Newsletter

Format: jpeg, max quality

Dimension: 1024 - 2048 pix long side

Please keep images 3MB or less

Please title your image and include your name in title

Title_Your Name

Please Watermark your image!

All photographs in this newsletter are under copyright protection. They may not be used without permission from the individual photographers.

Please submit articles and photographs to:

newsletter@olympiacameraclub.org

Deadline for articles and images for the April newsletter is April 6 at midnight.

Editor's Note:

Please continue to submit images and articles to the newsletter as it is your participation that helps me provide you with a newsletter each month.



Susan Bradley, Editor
newsletter@olympiacameraclub.org

Executive Committee**President**

Ed Tromble

Vice President

Meredith Rafferty

Secretary

Tammy Mandeville

Treasurer

John Damitio

Associate Memberships**Committee Chairs****Community Liaison**

Bruce Livingston

Equipment Custodian

Rosalind Philips

NWCCC Traveling Print & Open Salon Competitions

Colleen Easley and Rosalind Philips

Field Trip Coordinator

Dennis Plank

Membership

Colleen Easley

Practical Photography

Rick Siragusa

Member Sharing Night

Dawn Barrowcliff

Newsletter Editor

Susan Bradley

PSA Representative

Pam Hoaglund

Thurston County FairDennis Plank and
Christy Sterling**NPPNW Liaison**

Gerald Pumphery

NWCCC Liaison

Ed Tromble

Scavenger Hunt

Rosalind Philips

Webmaster

Colleen Easley

Social Committee

Linda Pardee

OPCC/OCC CoordinatorsTownsend Walton and
Meredith Rafferty

Olympia Camera Club
P.O. Box 13333
Olympia, WA 98508-3333