



# Shutterbug Times

Official Newsletter of the Olympia Camera Club

Olympia, WA

Established in 1935



May 2023

[www.olympiacameraclub.org](http://www.olympiacameraclub.org)

Volume 88, Issue 5

Find us on Facebook: [www.facebook.com/groups/OlympiaCameraClub](https://www.facebook.com/groups/OlympiaCameraClub)

## Mother's Day



© Tamara Mandeville

**In this issue:**

**President's Corner p. 2**  
**Dates to Remember p. 2**  
**Monthly Meeting Topics p. 3**  
**Save These Dates p. 4**  
**Annual Slide Show and Banquet p. 4**  
**May Field Trip p. 4**  
**June Field Trip p. 4**  
**April Field Trip Report p. 5**  
**Thurston County Fair p. 5**  
**Club Member Directory p. 5**  
**Membership Report p. 6**  
**Seabeck p. 6**  
**New Member Profile p. 7**  
**NWCCC Juried Members p. 7-9**  
**PSA Photo Festival p. 10**  
**Glazer's Photofest p. 10**  
**Why Belong to OCC? p. 11**  
**NWCCC Traveling Images p. 12**  
**Are You Social? p. 13**  
**Malheur NWR p. 14-15**  
**April Field Trip Gallery p. 15-19**  
**Board Mtg Minutes p. 20-21**  
**Luminaire Procession p. 21**  
**Member Galleries p. 22-25**  
**PSA p. 26**  
**How to Submit to Newsletter p. 26**  
**Editor's Note p. 26**  
**Executive Committee p. 27**  
**Committee Contacts p. 27**

**President's Corner**

A month ago it seemed like spring would never come, now it seems like it is almost over. It has been a good thirty days for photos. The cherry blossoms at the Capitol campus were as good as I have seen and fun to photograph. We had a well-attended field trip to Bottle Beach for shorebirds and the weather was great for the Luminaire Procession downtown for some blue hour shots.

But spring is still going to be around for a bit and this month we should take full advantage. For some macro work there will be the Prairie Appreciation Day on May 13 at the Glacial Heritage Preserve. It is near Mima Mounds and if you have never been there, it is probably the best place around for prairie wildflowers and only opens to the public one day a year. Another fun outing and club field trip will be to Tami Shaughnessy's Garden for more flowers and garden art.

May is not just macro and flowers. There are baby birds and animals to look for and hopefully continued decent

weather. Get out and have some fun this month.

This year May is a month with a fifth Tuesday so we thought it should be used with a Zoom meeting about printing. It doesn't matter if you have your own printer at home or send off your prints there are a few things to know to get quality results. This roundtable discussion should answer all your questions.

This month you will be receiving the yearly club survey. We use the results of the survey to plan all club activities so please fill it out. The past few years the response has been less than stellar and we really do need your input. After all it's your club.

Lastly, I would like to remind everyone to attend the annual potluck next month. The details for all these things are, as usual, in this newsletter.

See you out there.

Ed Tromble

**Dates to Remember**

**All club meetings will be virtual on Zoom**

**May**

**9 May Practical Photography**  
**11 May Koffee Klatch**  
**18 May General Meeting**  
**23 May Member Sharing Night**  
**25 May Koffee Klatch**  
**27 May Tami's Garden Field Trip**  
**30 May Fifth Tuesday**

**June**

**6 June Board Meeting**  
**8 June Field Trip**  
**8 June Koffee Klatch**  
**8 June Articles and Images due for Newsletter**  
**13 June Practical Photography**  
**15 June General Meeting**  
**20 June Annual Banquet**  
**22 June Koffee Klatch**  
**27 June Member Sharing Night**



**Monthly Meetings**  
**Our Practical Photography meeting is now a hybrid meeting**  
**General and Member Sharing meetings are virtual**  
**taking place using Zoom**

**The Zoom links are available on the OCC Website in the  
Members Only Area - Zoom Link**

**Practical Photography**  
**May 9, 2023**  
**7-9 pm**

Join Dennis Plank and Bruce Livingston for an inside look at their trip to Bosque del Apache NWR. Dennis and Bruce will be discussing road trip and destination photography planning using their December trip to Bosque del Apache in New Mexico as a framework for the presentation. Emphasis will be on planning, flexibility, thinking about alternatives and taking advantage of unexpected opportunities. Join us either on zoom or in person at Capital High School - Pod A.

Rick Siragusa, Coordinator



**General Meeting**  
**May 18, 2023**  
**7-9 pm**

Nate Chappell of Trogon Tours will show images (his own and his colleague's Jure Novak's) of birds and wildlife photographed at some of the top locations in Europe. Highlights include raptor photography in Hungary and Spain, European Brown Bear photography in Slovenia, songbird photography in several countries and the beautiful Dalmatian Pelicans at Lake Kerkin in Greece.

Meredith Rafferty, Coordinator



**Member Sharing Night**  
**May 23, 2023**  
**7-9 pm**

Try something new and experiment with abstract photography in May. Abstract photography "is taking a subject and forcing the viewer to look at it in a different way. This may cause the subject to lose its original meaning or purpose and be reduced to only shape, light, texture or color." Plan to share up to three images. Details of how to submit your images will be sent to you by email in our calendar reminder. Your moderator will be Bill Lesar.



Dawn Barrowcliff, Coordinator

**5th Tuesday Meeting**  
**May 30, 2023**  
**7-9 pm**

For the fifth Tuesday, Dennis Plank has agreed to moderate a Zoom discussion on getting your images printed and mounted for your own use or for the upcoming Thurston County Fair Open Photography Exhibit. Some topics we'll be discussing are: sources for printing, their quality and cost, working with other club members who are willing to print your images, choosing a paper, mounting your prints for the fair and possibly matting, if time permits. We have many members with a lot of experience in printing, so this will be a good chance to pick their brains and make some contacts.

## Save These Dates June 20, 2023 and August 23, 2023

*by Linda Pardee*

June 20 will be the Annual Election of Officers and Planning Picnic at Squaxin Park (formally Priest Point Park) at 2600 East Bay Drive North-east. It will be a potluck picnic, look for more details to come in emails and your newsletters.

August 23 for the Annual Banquet at the Black Lake Grange in Olympia. Also, watch for further details in emails and newsletters.



## The 2023 Annual Slide Show and Banquet

*by Rosalind Philips*

Here Ye, Here Ye. The annual Slide Show and Banquet of the Olympia Camera Club will be held on June 20. The due date is June 6. See you at the banquet.

### 2023 Olympia Camera Club Official Slide Show Rules

This year, members will have one way to participate in the Banquet Slide Show entertainment. Submit 5-10 of your favorite/best images taken between 6/1/2022 and 6/1/2023. You may do as much processing as you like on the images.

#### Rules

1. All images must be JPEGs – no RAW or TIFF images.
  2. The images must be 1024 or 2048 pixels on the long side. The resolution should not exceed 72 dpi.
  3. Favorite/Best of 2022-23 images. Name your images as Bxx\_Name\_ImageName.jpg .
    - a. B means Favorite/Best of 2022-23, xx is the number of the image, Name is your name and ImageName is the name of the image. For example the eighth image I submit would be named, B08\_RosalindPhilips\_BergyBit.jpg.
    - b. Please include a Self-identification Image as your eleventh image.
    - c. Please put your images in a folder with your name on it. Put the folder in Annual Meeting Images folder inside the OCC Member Sharing folder in Dropbox. I clear out the folder daily, so do not worry if you do not see your images in the folder.
- Images are due no later than 11:59 pm on June 6, 2023.

We will view the slide show at the Annual Meeting on June 20. Please contact Rosalind at [RosalindPhilips@comcast.net](mailto:RosalindPhilips@comcast.net) or at 360-790-2814 with any questions.

## May Field Trip to Tami Shaughnessy's Garden May 27, 10 am to 1 pm

*by Dennis Plank*

Our field trip for May will be to club member Tami Shaughnessy's garden. This trip was a hit last year and she offered to host us again this year. There should be iris, peonies and perennials. Of course, it depends on the weather. It's a great place to bring a macro lens. There's always something happening. She'll have the garden open from 10:00 am to at least 1:00 pm on May 27. Her address is 2218 Dickinson Ave NW (the west side of the street).



## June Field Trip to Wolf Haven June 8, 10 am to noon

*by Dennis Plank*

Our June field trip will be to Wolf Haven from 10-noon on Thursday, June 8. This is a departure from our usual Saturday field trips, but it's when they offer tours. We'll be doing this in two parts and if we have enough people sign up (group size is limited), we'll create two groups and switch off. Chuck Paeth will be leading the wolf tour and Dennis Plank will lead a tour of the Pat Dunn Memorial Prairie on their property. This early in June, the prairie will still have quite a few species of flowers in full bloom. Wolf photography will be through fences, but if you shoot with a wide aperture the fence will usually disappear completely. However, you can experiment and include a hint of the fence for a moody or socially significant image.

## Thurston County Fair July 26-30

*submitted by Dennis Plank and Christy Sterling*

### LOTS AND LOTS OF VOLUNTEERS NEEDED

Thank you to those who have already signed up to volunteer! We're still in need of several more volunteers for pre-fair activities and to staff the information booth during the fair. The volunteer sign-up system is live on the OCC website at <https://www.olympiacameraclub.org/fairvolunteers>. There are two separate forms for different volunteer activities, so please read the instructions. Volunteers are needed for Saturday, July 22 for accepting, labeling, and sorting entries. Many volunteers are needed for Sunday, July 23 for the judging of the prints and volunteering for this will also give you the opportunity to see how the judges evaluate the images. Lunch will be provided for Sunday volunteers. Monday, July 24 is also a busy, though shorter day where the display boards are erected and the prints are hung in the appropriate locations.



Volunteers are also needed to staff the club's information table and encourage visitors to vote for the people's choice award each day (July 26 – July 30).

We are also looking for one or two people to create the educational exhibit for the fair. Susan Bradley created a felt covered board last year so assembly simply consists of putting Velcro on the back of your display items and attaching them. She also saved the display items from last year and some of them can probably be reused.

**NEW THIS YEAR:** We would like to introduce a series of short demonstrations for interested people. We are seeking volunteers to develop and present approximately 1/2 hour presentations. If we can get five people, each one can present on one day of the fair. Demonstrations should be relatively simple and not involve a lot of equipment or space as space is at a premium in our area.

**ENTERING YOUR PRINTS:** It's also time to start flagging those special images that may be candidates for entry into the photo exhibit. We added a Lot for Abstract images this year. Complete entry instructions and the

entry form may be downloaded at <http://www.olympiacameraclub.org/thurston-county-fair/>. Entries are due by Saturday, July 22.

If you're concerned about printing and mounting your images be sure to attend the fifth Tuesday zoom meeting this month on May 30.

### Bottle Beach Shorebirds Field Trip Report

*by Bruce Livingston*

Even though the weather predictions were conflicting between the original Saturday field trip day and the Sunday rescheduled day, 13 plus OCC members braved the weather on Sunday to photograph shorebirds at Bottle Beach. This year the field trip was almost two weeks ahead of the Grays Harbor Annual Shorebird Festival to take advantage of the more favorable tides. The most prevalent species we saw were Dunlin, Black-bellied Plovers and Dowitchers. Many of us saw a Black-bellied Plover with a long snake-like object in its bill. I did a little research and found that it likely was a Pacific lugworm, which can grow to three feet long. We managed to avoid the rain until the tide level was up on the beach and everyone was almost ready to leave. It only rained hard for a short period and everyone seemed to enjoy photographing the shorebirds.



### Club Members Directory

*by Colleen Easley*

Did you know we have a directory of all club members? It's located in the MEMBERS ONLY AREA of the website. Each entry includes name, phone number, email, a photo, and a brief bio about the member. It would be a good idea to look up your entry to be sure the information remains accurate and if you see that you're missing a photo or the short bio, you can also find a link in the Members menu for EDIT MY PROFILE.

Please take a minute or two to review your directory entry and update it if necessary. If you have trouble adding a self-portrait, you can email the photo to [webmaster@olympiacameraclub.org](mailto:webmaster@olympiacameraclub.org) and I'll get it posted for you. Thanks for helping to keep our website up to date.



## Bald Eagles and Great Blue Herons at Big Beef Creek (aka Seabeck)

by Dennis Plank

The estuary of Big Beef Creek near Seabeck on Hood Canal is a shallow area filled with oyster beds. In May and June the Plainfin Midshipman (*Porichthys notatus*) fish come in to spawn.

When the tide goes out tidal pools among the oyster beds trap many of these fish and it becomes a feast for a lot of enterprising birds. Chief amongst these are the Bald Eagles and Great Blue Herons. There are many squabbles both between species and within the same species, with the Eagles being notorious thieves and bullies.



However, these are not the only species to be observed if you take time to look around a bit. Crows, which in their inimitable manner have adapted their lifestyle to fit the



shoreline habitat, will be found harvesting the fish and shellfish and of course, the local gulls do as well.

If you go, take time to look around. The house at the end of the causeway has nesting Purple Martins; I've seen fledgling Barn Swallows being fed on a branch (horrible angle) and Cedar Waxwings harvesting Elderberries in a bush beside the road. Belted Kingfishers are also a common sight - fishing in the estuary on the inside.

The best light is early in the morning, so if you can get there shortly after sunrise with the tide about three to four hours past a fairly good high and a fairly low coming up, it is ideal.

The road across the estuary is built as a causeway with adequate room on both sides for parallel parking, but it is a very popular area for photographers and parking spaces are limited. This is an extremely busy road during the morning commute and many drivers take the causeway far in excess of posted speed limits and use it as an opportunity to pass, so be very careful. If you need to park on the far side of the road, it's best to continue a couple of miles to Seabeck and turn around there.



Access to the beach for most people of reasonable mobility is at the near end (you'll see others using it) and is a couple of large steps down the boulders. Put your camera gear down before trying it! Many people will simply set up on the causeway and you can often get even better shots from there. If you do go down to the beach, remember that property rights extend to mean low tide. There have been conflicts between overly aggressive photographers and defensive landowners in the past and there is no reason to exacerbate them. Walking on the oyster beds is highly discouraged and should be avoided. Stay on the shore or along the road on the causeway. If you would like to shoot multiple days (a practice I recommend), there are motels available in nearby Silverdale or if you prefer camping, Scenic Beach State Park is even closer.

## Membership Report

by Colleen Easley

Our 2023 membership now stands at 143. We had two new members join this past month. Please welcome new members Jacob Davidson and Stephen Lund.



Welcome!  
We are glad you are here!

## New Member Don Dimitratos

### What or who brought you to the club?

My wife and I moved to Shelton from Tracy, California to be closer to our son.

### How did you get interested in photography?

My parents gave me a Minolta XG-7 right before I went to the 1976 U.S. Grand Prix in Long Beach. I was an avid race spectator and photography fit right in.

### What kind of photography do you like?

Landscapes, architecture, astrophotography, still life, birds, macro, motorsports and more.

### What equipment is in your camera bag?

We mostly shoot Canon, but I also have a Hasselblad.

### What post processing programs do you use?

Lightroom, Photoshop and DXo Photolab.

### What do you want to learn from the club?

More about photographic opportunities in the Pacific Northwest. There is always more to learn in photography and photo clubs are great to learn more with other photographers.



## NWCCC Juried Members Show

*by Rosalind Philips*

The Olympia Camera Club was invited by the Northwest Council of Camera Clubs (NWCCC) to participate in a juried art exhibition produced by ERA Living. Era Living is a Seattle based company founded in 1987 to provide innovative housing, programs, and service to their retirement communities. Era Living is committed to bringing quality art experiences to their residents and to provide exhibition opportunities to artists.

Participants could submit up to three images. They also had to submit an artist biography and image descriptions which included title, size, media and price. 25 members initially expressed interest and 14 ultimately submitted images. We held several Zoom sessions to look and gently critique each other's work. We also discussed media (paper vs metal vs canvas), vendors, and pricing. Participants found the sessions rewarding.

All fourteen participants had a least one work accepted and four had two works accepted. OCC represents 14 of the 34 artists in the exhibition. Accepted entries are shown below and also on pages 8 and 9.

Our proud artist are: Dawn Barrowcliff, Dennis Plank, Alan Hudina, John Gerech, Kay Ott, Tammy Mandeville, Norm Ott, Rosalind Philips, Meredith Rafferty, Robert Dillon, Tristan Sterling, Tysen Sterling, Ed Tromble, and T Walton.



Dawn Barrowcliff



Tristan Sterling



Dennis Plank\_Hummingbird in Delphinium





JohnGerecht-Monday




Rafferty, Meredith\_Puget Sound Prairies



NormOtt\_The Palouse - a Narrow Point of View




NormOtt\_World Heritage Waterfalls - Plitice, Croatia



Philips,Rosalind\_Superimposed



TWalton\_waterdrop flowers



RobertDillon\_Botswana Giraffe at Sunset



RobertDillon\_Cypress Trees at Clear Lake






Sterling, Tristan\_Clash of Eras in Italy



Sterling, Tysen\_Hug Point



Tromble,Ed\_Fluid Dynamics



Tromble,Ed\_Thru A Glass



Hudina, Alan A\_Private Arch



Hudina, Alan A\_Thor's Well



Kay Ott Tangerine Repose



Mandeville, Tamara\_Intensity

**PSA Photo Festival 2023**  
**Williamsburg, Virginia**  
**September 27 – 30**  
**Tours September 25 – 27**

Registration is now open for the 2023 PSA Photo Festival

Online Registration opened on 24 April and closes on 15 August, 2023  
 On-site Registration opens 25 September, 2023



**Fees:**

- Level 1: \$200 - Early bird full conference member fee (24 April – 31 May, 2023)
- Level 2: \$225 - Full conference member registration
- Level 3: \$325 - Non-member full registration
- Level 4: \$99 - One day pass Wednesday
- Level 5: \$99 - One day pass Thursday
- Level 6: \$99 - One day pass Friday
- Level 7: \$99 - One day pass Saturday
- Level 8: \$255 - On-site registration for members

Not a member? Join PSA and save \$80 on registration fee if you register before 31 May, 2023. Digital membership is only \$45.

**Key evening speakers:**

- Dan Burkholder – “iPhone Artistry: Fine Art in your Pocket”
- Ian Plant – “Making Compelling Nature Photos”
- Frans Lanting – “Eye to Eye with Wildlife”

**Daytime speakers:**

- Dan Anderson – “The Art of Landscape Photography with a Drone from Capture to Print”
- Rad Drew – “Your iPhone as a Creative Powerhouse”
- Roman Loranc – “Beauty in Photography – in the Grey Morning Surrendering to Nature Black & White Emerge”
- Dan Margulis – “The Youth and Adolescence of Image Enhancement: the Inevitable and the Unforeseeable”
- Joe & Mary Ann McDonald – “Techniques, Settings and Locations for your Wildlife Photography Opportunities”
- Jim Zuckerman – “Solving Problems in Photography with Photoshop”

**Tours will include:**

- Ghost Tour
- Yorktown
- Colonial Williamsburg
- Jamestown Settlement
- Victory Rover Naval Base Cruise and the USS Wisconsin

To get all the details on the festival to include hotel, registration, speakers, schedule, tours and workshops please visit the PSA website at <https://psa-photo.org/>

**Glazer’s Photofest**

Come Celebrate Glazer’s PhotoFest 2023!



Join us June 2 - 4; we will bring you a selection of presentations from professional creatives with some of the most talented artists in their field! We will have on-location shoots, studio settings, photowalks, and of course the opportunity to shop great deals online and in-store Friday, Saturday, and Sunday!

Enjoy special savings on your favorite cameras, lenses, bags, lighting, memory, paper, and more; everything you need, whether a pro photographer, filmmaker, or an avid enthusiast. The Glazer's team partners up with our brands to get the best deals for you!

All our events are FREE and we encourage you to sign up for as many as you want! All programming will be reserved for registered attendees on a first come first allowed basis.

REGISTER TO RECEIVE DEALS! <https://www.glazerscamera.com/pages/photofest2023>

**Pro Tip!**

Registration is not required, but encouraged! As with every PhotoFest event we work with our vendor partners to put together great deals and sales for you! By registering for our overall event, you will be on the list to receive special savings and announcements available only to registered people.



## Why Belong to Olympia Camera Club?

by Bill Ballard

Overall, membership in a camera club, like Olympia's, offers many chances for photographers, at all skill levels, to improve their craft. Personal development, camaraderie, artistic expression, and advancement in ability are some of those opportunities. It can be especially beneficial if you are new to photography and looking for a supportive environment to learn and grow.



Maybe you joined to share your images. Whatever your reason, membership provides so much more. But membership alone will not make you a better photographer – you need to participate in the club. Here are potential benefits in belonging to Olympia Camera Club:

- Opportunities for learning and growth – the camera club offers educational opportunities that can help improve your photography skills and knowledge. It also gives you exposure to new or different photography subjects relating to shooting, editing and gear. You have access to experienced photographers who can share their knowledge, provide guidance, and give feedback on your work. You learn new ways to do things from experienced photographers in the club who offer tips and tricks to improve your photography skills. Through meetings your knowledge and ability will increase.
- ♦ The club provides multiple educational meetings per month, both Zoom and in person. Along with members, guest speakers share their experiences and photography, which adds to your knowledge base. Members have ample opportunity to attend these sessions and participate in discussions.
- Networking and community – Belonging to the Olympia Camera Club gives you the opportunity to connect with like-minded individuals who share your passion for photography. It does not matter if you use a cell phone, point and shoot or complex camera. Membership leads to valuable friendships, collaborations, and mentorship relationships. All can advance your growth in photography.
- Sharing experiences and ideas – In addition to meetings, our club organizes group outings and special

events where members can share their photographic experiences and discuss techniques, equipment, and creative approaches. These can inspire new perspectives and will help you develop as a photographer.

- Exhibitions and competitions – The club also gives members opportunities to submit images to other camera clubs for competitions. OCC gives members the opportunity to volunteer and enter submissions at events like the Thurston County Fair. These activities can provide motivation to keep you practicing and improving, as well as provide you with recognition within the photography community.



Overall, joining and maintaining membership in Olympia Camera Club is a great way to improve your photography skills, meet new people, and have fun with your hobby. But you need to participate to reap the benefits.



## NWCCC Traveling Images

by Colleen Easley

The voting for the April traveling images has been completed for the Northwest Council of Camera Clubs Traveling Image competition. The top images from the Seattle Photographic Society received the following scores: 407-Algodones Dunes - 16 votes, 403-Red-eye High Five - 15 votes, 420-Hungry Baby - 15 votes, 402-Blackbird Chasing Heron - 13 votes, and 424-Irish Mist - 9 votes. The images are shown below.

In May, we will be voting on the images from the Bellingham Photography Club. You should have already received an email with specific links for both the images and the voting page, but if you missed it you can go to <https://www.olympiacameraclub.org/nwccc-traveling-images/> to find the links for both the images and the voting page. The deadline for voting is May 25.





## Are You Social?

by Cynthia A Whelan

One of my favorite things about being a member of the Olympia Camera Club is social interaction. I like sharing my photography experience with other photographers. I love going on field trips and seeing additional photographer's photographs, and I want to read and write for the OCC Newsletter.



Every day, I read something about photography, and once a month, I write a story or two about my photography journey (<https://whelanonwalkabout.medium.com/>.) One thing that I do reluctantly is participate in social media.

Social media has become complicated. Mostly, it sucks. The OCC Facebook page is fun, and I like to see photographs from other club members, but I hate that Facebook is pushing random advertisements in my face. Twitter is toxic, and I deleted my account. Many bloggers want you to use affiliate links for their so-called recommended products. I no longer spend time with Instagram because it is primarily influencers pushing junk I don't need with fast-jumping, loud, obnoxious videos. And the Meta Verse? No, thank you! I am not the least bit curious.

Still, I want to be a social photographer, so I am searching for alternatives to social media.



Because I like to write about photography, I took a class in writing about photography. The instructor, Derrick Story, recently started a digital magazine called Live View and asked writers to join him in using a new social media site called Medium.

Medium (<https://medium.com/>) is based on writers writ-

ing articles about personal experiences and interests. Readers get to choose the topics that they find interesting and can choose who they wish to follow. At this time, Medium has no advertising, no memes, no shares, no influencers, and no toxic scum.

I joined Live View on Medium to share my stories about photography.

Most articles on Medium are written in the first person, a mixture of professional and amateur authors sharing what they are passionate about. My fellow, Live View writers, are very skilled, and they are passionate about photography.

Since nothing on the internet is truly free, there is a



catch. Some content on Medium is accessible with a free account, but full access to everything requires a \$50/year subscription fee. The upshot is that content is curated, articles are reviewed by an editor, and there are no advertisements.

I like well-written, quality information on my own terms. If you are curious about my involvement, I am a contributor and subscriber, but I am not paid for my articles. I write for fun. My first article is titled "Why I am an iPhoneographer, and Why You Might Want to Be One Too."

If you, too, want to participate in social media on your own terms, you may want to check it out. Here is a link for unrestricted access to Live View (<https://medium.com/live-view>.) It costs nothing to check out my articles and fellow Live View writer/photographer friends. If you are willing to spend your time and possibly some money, you may find Live View on Medium an exciting addition to your photographic social interactions.

## Malheur National Wildlife Refuge

by Gerald Pumphrey

### What is it?

It is operated by the U.S. Fish & Wildlife Service, administered under the Department of Interior. It is located 414 miles from Olympia in south central Oregon's high desert north of Steens Mountain and includes Harney Lake and a majority of Malheur Lake. Snowmelt feeds the Blitzen River that flows through the refuge and provides for irrigation of ponds and fields in it. There is no comparable concentration of wetlands within Oregon's high desert, making the area attractive to a wide species of fauna.



### What two towns is it near?

The closest village is Frenchglen, population 12 at the time of our last visit in April 2023. The only business open was a coffee shop that also managed sales for the fuel pumps owned by an adjacent store that is closed for the foreseeable future. The Frenchglen Hotel may be open at some times during the year. Burns, Oregon is 30 miles north of the refuge headquarters. Its population is just under 3,000. It has a Safeway and two other grocery stores, a very large hardware and sporting goods store, and all of the usual services.



### Where can I stay?

Burns, Oregon has a couple of chain hotels. During our first visit in 2021, we stayed at The Narrows RV Park five miles east of the refuge headquarters. It is a full-service RV park that has full hook-ups, showers, restrooms, a basic store, lounge, restaurant, propane, gas, and diesel. The facilities are clean and well maintained, and the staff is very friendly and helpful. During our visit in April of this year, we stayed at the Page Springs

Campground operated by the Bureau of Land Management. It was well maintained and had the basic amenities of vault toilets, picnic tables, fire rings, water, and garbage disposal.

### What can I see?

The refuge publishes and distributes a pamphlet entitled, Watchable Wildlife. It has 13 pages listing the species of birds and mammals that you might see and the level of probability of encountering them in each of the four seasons. These include practically everything we would expect to see during the year at the Billy Frank, Jr. /Nisqually NWR and the Ridgefield NWR. Because it is considerably south of our latitude, it is in the northern range of birds that we do not commonly see here if ever. You could expect to see a variety of waterfowl, raptors, songbirds, gallinaceous birds, and shorebirds every day during April and May. There is a small and frequently observable population of Sandhill Cranes that nest on the refuge. Mule deer, Yellow-bellied Marmots, and Nuttall's Cottontail Rabbits are also observable on a daily basis. We spent a week there this past April, and each day yielded a species unseen on previous days of the visit.



### What is it like to photograph at Malheur NWR?

It is most directly comparable to Ridgefield NWR, except with far, far less traffic. Although there are many parts of the refuge also accessible, I have had the most success by photographing from the vehicle along Krumbo Lane. It is a 15-mile gravel road within the southernmost portion of the refuge. It largely parallels the Blitzen River and passes by a number of ponds and flooded fields. You are not required to remain in your vehicle, but like at Ridgefield, the birds are somewhat acclimated to the presence of slow-moving vehicles. The refuge has arrangements with local ranchers who



(Continued on page 15)



(Continued from page 14)

grow and cut hay on fields within the refuge, and the cut-over stubble fields are prime places to spot Sandhill Cranes, Long-billed Curlew, Mallards, Northern Harriers, and other species. Opportunities for shots usually materialize quickly and sometimes disappear even more rapidly, leaving no time for fiddling with tripods or window mounts. The premium is on getting on target and acquiring focus as quickly as possible. A hand-holdable lens in the range of 400mm-600mm is ideal, though there will be times when wider or longer would be better. A 150 or 200mm-600mm zoom lens that is light enough to shoot handheld would be useful. As with any nature photography, the light at the beginning and end of the day yields the most interesting images, and some species are more active at those times. The ability to shoot at higher ISO's is helpful.

I personally regard the landscape of the refuge to be both beautiful and very challenging to capture in a compelling image. Krumbo Lane, where I have had the best success with birds, passes through the center of Blitzen Valley. It is very broad and flat and only has trees in a few places. The mountains or bluffs on either side are fairly far away, and it is hard to get an interesting angle on them. I have mainly focused on smaller portions of the landscape closer at hand.

### What else is there to see in the area?

Lots. Within the refuge, there is a self-guided Blitzen Valley Auto Tour Route supported by an informative pamphlet. It includes stops at prominent birding locations, historic ranches, and overlooks. Outside the refuge to the east, the Diamond Craters make for an in-



teresting geological tour. The Pete French Round Barn State Historical Site is yet a bit further east and is interesting both for the barn itself and the history of Pete French, a swashbuckling rancher who once controlled an empire of well over 100,000 acres across the region until he finally incurred the anger of one too many people who judged him to be dishonest in his business dealings. A bit west and south of the refuge is the Hart Mountain National Antelope Refuge. We saw pronghorns prior to entering the refuge but none within its boundaries. The approach to it is a 37-mile gravel road that passes through a mostly flat and unpopulated sagebrush desert before ascending a rise. At the crest of the rise, Hart Mountain, still cloaked in its winter snow, made much the same impression as the first good look at Denali on a clear day. The drive down Oregon Highway 205 toward Alvord Desert is as scenic as one could ask. The Alvord desert is a flat, dry lakebed approximately 7 miles wide by 12 miles long. I found it to be more interesting than photogenic.



### What might I find photographically compelling about Malheur NWR?

For me, it is a combination of a really different landscape and a large, varied population of birds that are photographically accessible, and at least during my visits, the low level of interruption from the presence of other visitors. Imagine having Ridgefield NWR to yourself for a day!

### For more information:

<https://www.fws.gov/refuge/malheur>

The website has many resources useful for planning a visit.

## Bottle Beach Field Trip



## Bottle Beach Field Trip continued





## Bottle Beach Field Trip Continued





## Bottle Beach Field Trip Continued





## Bottle Beach Field Trip Continued



## Olympia Camera Club Business Meeting Draft May 2, 2023 6:30 to 8:30 pm Zoom

### Officers and Members Present

Ed Tromble, Meredith Rafferty, John Damitio, Tammy Mandeville, Dennis Plank, Susan Bradley, Colleen Easley, Dawn Barrowcliff, Linda Pardee, Pam Hoaglund, Rosalind Philips, Bruce Livingston, Christy Sterling, Gerald Pumphrey, and Rene Conger.

The meeting was called to order by President Ed Tromble at 6:30 pm with a quorum present.

### Approval of April Minutes

Dennis Plank made a motion to approve the minutes of the April 4, 2023, Board Meeting. Dawn Barrowcliff seconded the motion. The motion was approved by unanimous consent.

### Treasurer's Report

#### Treasurer's Report May 2, 2023

April 1 - April 30, 2023

WSECU Checking

Starting Balance (4/1/23)	\$6,262.97
<b>DEPOSITS</b>	
Income - 2023 Dues	19.00
<b>Total Deposits</b>	19.00
<b>EXPENSES</b>	
Technology - Adobe Subscription	10.94
Facility Rental - OSD III for Feb. - Apr. 2023	114.00
<b>Total Expenses</b>	124.94
Ending Balance (4/30/23)	\$6,157.03

WSECU Savings

Starting Balance (4/1/23)	\$3,412.12
Dividend Interest	0.26
Ending Balance (4/30/23)	\$3,412.38
PayPal Balance	\$ 114.64
<b>Total Balance</b>	<b>\$9,684.05</b>

### Old Business Possible PSA Judging

Pam Hoaglund led a discussion on PSA's judging services. Rosalind Philips volunteered to get a committee together that could develop a proposal to the club membership.

### Nominating Committee

Ed Tromble led a discussion how to get more members to become active as leaders and committee members.

### Committee Reports Equipment / Teleconferencing

Rosalind Philips reported Christy Sterling now has been squared away with Access, and it is working for her. Rosalind also reported that we had 14 members submit images to the NWCCC exhibition. Four of the members had two images excepted, 10 members had one accepted. There are 36 photographers participating.

### Membership Report

Colleen Easley reported that we have one new member. Our total membership is now at 142 members.

### President's Report

Ed Tromble reported that he has reserved the Rose Garden at Squaxin Park for the Planning Picnic on Wednesday, August 23, 2023. He is still trying to reserve the Grange for our Annual Banquet in June.

### Community Liaison

No report.

### General Meeting

Meredith Rafferty reported that this month we will have Bird and Wildlife Photographer Nate Chappell. Meredith also reported on the variety of upcoming topics.

### Practical Photography

"Inside the Adventure to Bosque Del Apache NWR" will be the May Practical presentation. Dennis Plank and Bruce Livingston will be discussing road trip and destination photography planning using their December trip to Bosque del Apache in New Mexico as a framework for the presentation. Emphasis will be on planning, flexibility, thinking about alternatives and taking advantage of unexpected opportunities.

### Member Sharing

Dawn Barrowcliff reported that our May theme will be Abstract Photography.

### Social Chair

Linda Pardee reported that the Annual Banquet (Potluck) and Election of Officer's will be June 20, 2023, at the Black Lake Grange. The Planning Picnic will be August 23, 2023, at the Squaxin Park Rose Garden.

### OPCC Coordinating Committee

Meredith Rafferty reported that the speakers are filled out for the rest of the year except for December.

### Newsletter

Susan Bradley reported that she appreciates the articles she has been receiving and could always use more photos. Susan asked for Bottle Beach images.



(Continued from page 20)

## Webmaster

Colleen Easley wants members to remember to upload field trip images to the Field Trip albums.

## Thurston County Fair

Dennis Plank reported that Christy Sterling converted the Fair entry form to an online form. Christy reported that several people have signed up to volunteer but there are still several openings for members to help with the fair.

## Field Trips

Dennis Plank reported that this month will be Tami Shaughnessy's flower garden on May 27, 2023. Next month will be Wolf Haven on June 8, 2023.

## NPPNW

Gerald Pumphrey reported that there were 114 in attendance for the April Conference at the Centralia College. Planning will begin soon for the November Conference.

## PSA

No report.

## New Business

Review of survey questions.

Ed Tromble led a discussion on which questions to keep, change and delete.

## Update of Position Descriptions

Meredith Rafferty recommended changes on position descriptions for Treasurer, President, and Vice-President to reflect changes that have been made.

## Fifth Tuesday

Ed Tromble led a discussion on what to do on May 30, 2023, which is the fifth Tuesday of the month. Several suggestions were discussed. It was decided to have a roundtable discussion on printing, mounting, paper and other resources.

## Miscellaneous new business

Dawn Barrowcliff offered to have a field trip to her house in Castle Rock. Dates were discussed.

## Adjournment

Dennis Plank moved that we adjourn the meeting. Linda Pardee seconded the motion. Adjournment was approved by unanimous consent at 8:20 pm.

*Submitted by Secretary Tamara Mandeville*

## Ed Tromble's Luminaire Procession Gallery





## Member Gallery





## Member Gallery Continued





Member Gallery  
Continued





Member Gallery  
Continued



## Photographic Society of America (PSA)

PSA is a worldwide organization for anyone with an interest in photography. Founded in 1934, the Society is for casual shutterbugs, serious amateurs, and professional photographers.

Individual digital membership is \$45 a year.

Membership offers a wide variety of services and activities:

1. Monthly Journal
2. Online photo galleries
3. Image evaluation
4. Study groups and courses
5. Competitions
6. Annual Conference
7. Discounts on photography-related products/services
8. PSA travel aide
9. Webinars

For a complete overview of membership benefits go to

[www.psa-photo.org](http://www.psa-photo.org)



### Sizing Images for Newsletter

**Format: jpeg, max quality**

**Dimension: 1024 - 2048 pix long side**

**Please keep images 3MB or less**

**Please title your image and include your name in title**

**Title\_Your Name**

### Please Watermark your image!

**All photographs in this newsletter are under copyright protection. They may not be used without permission from the individual photographers.**

**Please submit articles and photographs to:**

**[newsletter@olympiacameraclub.org](mailto:newsletter@olympiacameraclub.org)**

**Deadline for articles and images for the June newsletter is June 8 at midnight.**

### Editor's Note:

Please continue to submit images and articles to the newsletter as it is your participation that helps me provide you with a newsletter each month.



Susan Bradley, Editor

[newsletter@olympiacameraclub.org](mailto:newsletter@olympiacameraclub.org)



**Executive Committee****President**

Ed Tromble

**Vice President**

Meredith Rafferty

**Secretary**

Tammy Mandeville

**Treasurer**

John Damitio

**Associate Memberships****Committee Chairs****Community Liaison**

Bruce Livingston

**Practical Photography**

Rick Siragusa

**NPPNW Liaison**

Gerald Pumphery

**Equipment Custodian**

Rosalind Philips

**Member Sharing Night**

Dawn Barrowcliff

**NWCCC Liaison**

Ed Tromble

**NWCCC Traveling Print &  
Open Salon Competitions**

Colleen Easley and Rosalind Phillips

**Newsletter Editor**

Susan Bradley

**Scavenger Hunt**

Rosalind Philips

**Field Trip Coordinator**

Dennis Plank

**PSA Representative**

Pam Hoaglund

**Webmaster**

Colleen Easley

**Membership**

Colleen Easley

**Thurston County Fair**Dennis Plank and  
Christy Sterling**Social Committee**

Linda Pardee

**OPCC/OCC Coordinators**Townsend Walton and  
Meredith Rafferty

Olympia Camera Club  
P.O. Box 13333  
Olympia, WA 98508-3333