



# Shutterbug Times

Official Newsletter of the Olympia Camera Club

Olympia, WA

Established in 1935

July 2023

[www.olympiacameraclub.org](http://www.olympiacameraclub.org)

Volume 88, Issue 7

Find us on Facebook: [www.facebook.com/groups/OlympiaCameraClub](https://www.facebook.com/groups/OlympiaCameraClub)

## *Summer Celebration*



*©Rosalind Philips*

**In this issue:**

**President's Corner p. 2**  
**Dates to Remember p. 2**  
**Monthly Meeting Topics p. 3**  
**Annual Survey p. 4**  
**Thurston County Fair p. 4**  
**Fireworks p. 5-6**  
**Membership Report p. 6**  
**Wolfhaven Field Trip Report p. 6**  
**Good Guys Car Show p. 6**  
**WA State Fair Photo Salon p. 7**  
**Photographs on Paper p. 7**  
**Antelope Canyon p. 8**  
**NWCCC Traveling Images p. 9**  
**Wolfhaven Field Trip Gallery p. 10**  
**Board Mtg Special Minutes p. 11**  
**Banquet Election Minutes p. 11-12**  
**Member Galleries p. 13-16**  
**PSA p. 17**  
**How to Submit to Newsletter p. 17**  
**Editor's Note p. 17**  
**Executive Committee p. 18**  
**Committee Contacts p. 18**

**President's Corner**

Some time ago my very old 13-inch HP photo printer printed its last photo and died. At the time I thought it didn't make much sense to spend \$1,000 to replace it. I knew I could order a lot of prints for that amount of money and besides printers take up a lot of room.

This is all perfectly rational but leaves out one thing. I love to print my photos.

I put together my first darkroom almost 50 years ago when printing your images was the final step in the process. You either had a darkroom or access to one to control the look of your image. To share an image, you had to hold a print in your hand for a friend to view.

Times have changed, today the very idea of needing a room full of equipment and chemicals to create and control an image and sharing by taking the image across town to show someone seems very strange.

One of the things that for me, has not changed, is printing being a needed final step in the photographic process. Of course, like everyone else, I share my images online and with the club but never really feel they are done until I have printed them.

Needless to say, I lasted only a year without a photo printer. I now print the best of what I capture to feel like the process is complete and I have done justice to the image. If this seems a little abstract you are right. I cannot rationally justify the time and expense involved in printing my own photos but I can say the same thing about photography in general.

We all love photography and the process is different for us all. For me it is looking at a finished print and knowing I have done all I can.

Ed Tromble

**Dates to Remember**

**Club meetings will be virtual on Zoom except for Practical will be hybrid**

**July**

**14-15 July Possible field trip to Mt. Rainier watch for email on Thursday for an update**

**20 July General Meeting**

**20 July Koffee Klatch**

**August**

**1 August Board Meeting**

**3 August Koffee Klatch**

**3 August Articles and Images due for Newsletter**

**17 August General Meeting**

**17 August Koffee Klatch**

**23 August Planning Picnic**

**Monthly Meetings**  
**Our Practical Photography meeting is now a hybrid meeting**  
**General and Member Sharing meetings are virtual**  
**taking place using Zoom**

**The Zoom links are available on the OCC Website in the**  
**Members Only Area - Zoom Link**

**Practical Photography**  
**July 11, 2023**  
**7-9 pm**

There will be no Practical Photography meeting this month. We are going to take a short break and will resume in September.

Dennis Plank, Coordinator

---

**General Meeting**  
**July 20, 2023**  
**7-9 pm**

*Note: Use the zoom link for the Olympic Peaks Camera Club on our OCC website.*

Stephen K. Mack of Gnomist Photography will take us through his process of creating floral still-life using items from around the home. Stephen will explain how he conceptualizes, sets up, shoots, and processes his images. Much of the presentation will focus on specific Photoshop techniques for compositing, retouching, and color grading.

**About Stephen Mack:**

After 15 years as a technology consultant, Stephen decided to turn his life-long passion for photography into a full-time career. Since 2018, he has been working as a headshot and portrait photographer in New York City and Hudson Valley. Stephen strives to create photographs with emotion and a distinctly modern aesthetic inspired by the light, atmosphere, and timelessness of classical paintings. To hone his craft during the Covid lockdowns, Stephen took inspiration from flowers and household items to create artistic photographic still-life images.

See Stephen's work at <https://www.gnomist.com/stilllife>



Meredith Rafferty, Coordinator

---

**Member Sharing Night**  
**July 25, 2023**  
**7-9 pm**

There will be no Member Sharing meeting this month. We are going to take a short break and will resume in September.

Dawn Barrowcliff, Coordinator

## The Survey Is More Important Than You May Realize

by Ed Tromble

As you know, every summer we take a couple months off. Although club activities are somewhat limited over the summer, we still put out a newsletter and plan for the next 12 months. The Annual Survey and input received at the August Planning Picnic are the 2 tools we use to gather data for planning the coming months' activities. Although verbal input is a wonderful way to bounce ideas off each other, the survey is a record of member's ideas that future coordinators can refer to for their planning.



Our member survey has been developed over the years to inform the Board and committee members as to what the member's interests are and how they may have changed since previous years. Using this data we decide where to go on field trips, what subjects need to be covered in our Practical Photog-

raphy meetings, what topics may be of interest for Member Sharing and what type of speakers to book for our General Meetings.

As you can see this should be a great tool to plan club activities. The problem is very few people seem to be willing to take 10 minutes to fill it out. Last year, if you subtract board members, about 10% of members filled out the survey, leaving us with very little to go on. I cannot believe the board members are doing such a good job that there are no new topics that need to be covered or new places to go on field trips.

So please take a few minutes to fill the survey out. It will make the club experience better and you can get more out of being a member of Olympia Camera Club. The survey is located here: <https://forms.gle/NkVqM6gqnBnhitfh6>. You have until August 16 to complete it.

## THURSTON COUNTY FAIR July 26 - 30, 2023

by Dennis Plank and Christy Sterling

### THANK YOU VOLUNTEERS

It's getting closer to the Thurston County Fair which is later this month. Our club is the sponsor of the Open Class Photography Exhibit and it's our club volunteers that will make it successful. Club members will be taking in prints on Saturday, July 22, assisting with judging on

Sunday, July 23, and hanging the prints on Monday, July 24. Thanks to **all** of you who have volunteered to help with this event.

Club members will also staff the information desk on Wednesday, July 26 through Sunday, July 30 from 10 am to 10 pm each day. We've set up a schedule that puts two people on 3-hour shifts throughout the day. Those volunteering for these shifts will receive free admission to the fair and can come early or stay after their shift to enjoy the fair.



For those who are working the pre-fair weekend as well as manning the information desk, we will have your admission tickets to hand out at that time. For the rest of the volunteers we will mail your tickets to you the week before the fair starts.

We will also be sending email reminders with your individual schedules to all the volunteers in the next week.

### ENTERING YOUR PRINTS

It's also time to decide on the images that you want to enter into the photo exhibit. Complete entry instructions and the entry form may be downloaded at: <http://www.olympiacameraclub.org/thurston-county-fair/> Note that this is now a fillable PDF and we strongly recommend taking advantage of that.

### NEW LOT THIS YEAR

We have added a new lot to the Adult category. It is called Abstract Images and is defined as images with no readily defined subject: patterns, textures, intentional camera movement, etc. We're hoping to have some really good participation in this lot to kick it off, so if you have something you think fits, please consider entering it. For those wondering what the heck an abstract is NaturePhotographers.network has an [Abstract](#) Category that you might want to scan though. It is limited to nature images.

### MOUNTING DISCOUNTS

Both Beard's Framing in Lacey and Olympia Framemakers on Harrison in West Olympia have offered to give discounts on mounting. Additionally, you can have them submit the prints for the fair, but you will have to put the required information on the back of the print after it's mounted and provide them with your entry form.

## Shooting and Processing Fireworks A Workflow

by Rosalind Philips

I hope many of you got out and shot some fireworks this week on July 4 and if you didn't, Lakefair is right around the corner. The fireworks show starts at 10 pm on July 16. Get to your location early so you can get a good spot and find parking (<https://www.lakefair.org/events>).

You can shoot fireworks with any camera, even your phone. The secret is to use a tripod to keep the camera steady as you will be doing long exposures. I will be focusing on using a mirrorless camera or DSLR. Besides a tripod, you will need a remote release, a wide-angle



lens, a telephoto lens or a zoom lens with a wide range and a chair or stool for waiting. There are several options for a remote release. You can buy a remote release; I use a wired one because it works better in the dark and you don't need to contort your body to point the remote at the sensor. You can get an app on your phone, or you can just use the timer function on your camera (use the 2s timer). Pressing the shutter introduces camera shake and your pictures will not be sharp. I like to use my 24-70 mm lens because it allows me to shoot at a wide angle and then

also closer without having to change lenses. Something like Tamron's 18-300 mm will also work well. I also like to use a zoom lens because I can get some cool effects by zooming the lens in and out over the long exposure.



My favorite method is:

1. Set the picture type to RAW. This will give you the most flexibility in post-processing.
2. Set my aperture to f/11 so that everything will be in sharp focus.
3. Set my shutter speed to 5s. I use 5s because any longer and the image tends to be over exposed. I like to capture multiple bursts and light trails.
4. Set my ISO to 100.
5. Focus on something far away before it gets dark and then switch to manual focus.
6. I take a test shot when the fireworks start and check the focus on the LCD screen. I make any adjustments using manual focus as autofocus is not accurate in the dark. I also check whether there is enough light. If the colors are not bright, then I lower the aperture to f/8.

7. I take another test just to confirm that everything is to my liking.
8. I then keep my gaze on the show and press the remote release when I like what I see.
9. Experiment with different focal lengths. Just remember to check that your focus is still sharp.
10. Although you can play with white balance in post-processing, try using incandescent for a couple of your shots. It makes the colors really pop.
11. Remember to take both vertical and horizontal images. I prefer vertical when I use longer focal lengths.
12. Change your composition so that there is more than fireworks in your frame. The rapt look of an observer looking up at the sky with the fireworks in the background tells a compelling story. Add buildings or the city skyline.
13. Another technique to try is to set your camera to multiple exposure where it takes a picture over the current frame. You could also accomplish this by layering several photos in post-processing.



Another method is to set your camera to bulb and then hold the shutter open with your remote for as long as you like.

Here are some post-processing tips using Lightroom, but you can do the same things using any RAW editor such as On1, CaptureOne, or Luminar. The tools mostly have similar names. It also would be fun to process the image in Topaz, after doing the basic adjustments, for special effects.

1. First, I go through all my images and pick the ones that look promising. My criteria are focus and symmetry. I generally try to pick a few that are landscape, a few that are portrait, and a few with an interesting foreground. I don't worry too much about composition because I can refine the composition with cropping.
2. Next, I decide if I want to do any cropping. I also make sure that horizontal elements are level and that vertical elements are perpendicular to the horizon.
3. Now I am ready to start processing by bringing the blacks down so that the blacks are truly black. I also bring down the highlights and maybe the whites a little bit to decrease any hot spots.
4. All the adjustments so far have been global adjustments. Now it is time for local or targeted adjustments.

(Continued on page 6)

(Continued from page 5)

5. I make a medium-sized soft brush.



- a) I bring up the contrast a bit; add some clarity and some vibrance.
- b) I turn off the mask so that I can see the results immediately when I start brushing.
- c) I then brush over the fireworks area to make the adjustments.
- d) I evaluate the results and may make changes to the contrast, clarity and vibrance.
- e) Sometimes I make more brushes and use the Hue/Saturation/Luminance (HSL) Slider to enhance the reds, blues, greens and purples.
- f) Sometimes I make a brush to experiment how changing the white balance of the fireworks changes the mood of the image.
- g) I usually use the Dehaze tool to lessen the smoke in the image.
- h) I make more brushes to target other areas in the image such as the foreground and background using steps a-g above.

Don't forget to try out B&W on some of your images. It can be magical.

Have fun with the fireworks at Lakefair.

## Membership Report

by Colleen Easley

Our membership now stands at 147. We had one former member renew this past month. Please welcome back MJ Haught.



Welcome!

We are glad you are here!

## Wolfhaven Field Trip Report

By Dennis Plank

Twelve other camera club members joined Chuck Paeth and Dennis Plank for a field trip to Wolfhaven International on June 8. We split into two groups and alternated tours of the wolves and of the Pat Dunn Memorial Prairie. There were also a number of good opportunities in their open picnic area with its mixture of Garry Oaks and large Douglas Firs. The weather cooperated by staying overcast for almost the entire visit so we didn't have to fight harsh light and several wolves cooperated by staying somewhat near the front of their large enclosures where we could get reasonably good photographs. All attendees enjoyed the trip and came away with some interesting images. To see a few more image go to page 10.



## Good Guys Car Show Washington State Fairgrounds July 28 – 30, 2023

by Susan Bradley

Come experience America's Favorite Car Show as we cruise on back to the Pacific Northwest. Feast your eyes on over 2,500 of the Northwest's best hot rods, customs, muscle cars, trucks and classics through 1987! Plus, check out the Pinstripers Brush Bash, Vendor Exhibits, Indoor Car Show, a huge Swap Meet & Cars 4 Sale Corral, Burnout Competition, Nitro Thunderfest Dragster Exhibition, Twilight Cruisin', and so much more!

On Friday night, make sure to head on over to the Pacific Raceways in Kent, WA for the Friday Night Vintage Drags featuring Nitro Funny Cars for some quarter mile competition!

For complete details and to purchase tickets, visit [www.good-guys.com](http://www.good-guys.com).

Hours: Fri July 28, 8am-5pm; Sat July 29, 8am-8pm; Sun July 30, 8am-3pm

Location: Throughout the Washington State Fairgrounds - Enter at Blue, Gold & Red Gates

Admission:

Online: Ages 13+: \$25; Ages 7-12: \$10; Kids (ages 6 & under): FREE

Gate: Ages 13+: \$28; Ages 7-12: \$10; Kids (ages 6 & under): FREE

Parking: FREE

Website: <http://www.good-guys.com>

## Washington State Fair Photo Salon September 1-24, 2023

**Submission deadline is July 22**

*by Susan Bradley*

The Photo Salon online entry registration is already open and closes on July 22. For more information on entering your images in the competition go to the Washington State Fair Enter a Competition webpage.



Once there click on the link for [Northwest International Exhibition of Photography](#) or the link for [Cascadia Photographers Exhibition](#).

[The Washington State Fair](#) is a big event. It's one of the world's biggest fairs and the largest attraction in the state of Washington. The event will be September 1-24. In addition, The Puyallup Rodeo will be September 7-10. Both make for some great photo opportunities.

The 2023 Washington State Fair will be held at the Washington State Fair Events Center located at 110 9th Ave SW, Puyallup, WA 98371.

## Back to the Future Photographs on Paper

*by Cynthia A. Whelan*

With the recent developments in Artificial Intelligence (AI), some photographers are evaluating what they like about photography and why they like to take photographs. Some photographers are now thinking about and talking about some old-school favorites, film, prints, magazines, film cameras, and some of the things that were my first photo loves.

And some of those photo first loves are still popular topics within the Olympia Camera Club. Last month we had a rousing conversation about prints and printers, and coming up this month is the Thurston County Fair causing many OCC photographers to be going through their work, selecting images for printing and making a final finished print to be judged at the fair.

I too, have developed a renewed interest in prints, photographic paper, and fine art photography. One of my new finds of old processes, is a Photo Zine by John Pemberton, Managing Editor for F2.8 Press, a fellow photographer/writer. His publication is called Archive. I find he is

doing some very contemporary things with his Zine and writes this about the next issue of Archive:


“Our fourth issue of Archive, "They, too, are America" by Lisa Pavlova is available for presale. Deliveries will ship beginning July 25. They, too, are America is a story of opening your soul in a time of mandatory mask wearing, and coming together to fight injustice in an age of social distancing.”

I find this topic very contemporary, as well as the photographer. Lisa Pavlova, the photographer of They, too, are America is a Russian national, now living in America.

“Captured on the streets of New York, the project contains portraits of over a hundred protesters at 13 different events during summer and fall of 2020. Originally from Russia, Lisa Pavlova left home in 2018, tired of an unjust system and an inability to create change. These events were her first encounters with the civil rights movement in the US. The project started as a tool to show people in her home country that BLM protesters are not a marginalized group of looters as Russian state media typically shows. Quickly it became an ode to the bravery and inspiration behind the BLM movement.” *June 2023*

Magazines, zines and photographic prints are very much still alive and living in 2023. Maybe you would like to step away from electronics and enjoy a quiet piece of photographic paper.

I’m looking forward to my next copy of Archive and a product preview for “They, too, are America” can be found in the store at the F2.8 Press website [HERE](#).



## Antelope Canyon Amazing Photo Opportunities


by Bill Ballard

Antelope Canyon Tours, in Page AZ, is operated by the Navajo Nation and is a tour of Upper Antelope Slot Canyon. During a recent sharing night, I showed a photo from this tour that generated some questions and interest. As a result, I felt a short article on Antelope Canyon would be of interest to the club.

Located a short distance from Page, is the tour's starting point. You will need reservations. From there, you will be transported to the canyon in 4WD tour trucks; the ride to Antelope Canyon is 20 minutes and is a little bumpy as you sit in the open rear of the vehicles. Once you arrive, you will be guided through the iconic sandstone walls, shaped by years and years of water and wind. What makes the canyon so amazing is how the light from above filters in and hits the sandstone walls and ceiling. As the sun moves the light and colors change. The tour guide will show you places through the canyon to take memorable photos, tell you some history of the canyon, and some local history.

The walk through the canyon is a good 1/4 mile, once you have reached the end of the canyon you will then proceed to hike around the canyon – the hike involves some soft sand, stairs, and ramps, so it is best to wear closed-toe shoes. With the hike, the walk is 3/4's of a mile. When we took the tour a couple of years ago you went through the canyon

both ways, giving more time to photograph, but it was very crowded because of groups going both ways. The new itinerary should be better for taking photos. This is one of the best places I've been to take photos, but all images taken will be handheld as no tripods are allowed. The lighting is dim in the canyon. Plan for high ISO.




## Traveling Images

by Colleen Easley

The voting for the June traveling images has been completed for the Northwest Council of Camera Clubs Traveling Image competition. The top images from the f:67 Camera Club received the following scores: Lunch Time - 12 points, Old France - 11 points, Storm Coming at Arches, UT - 9 points, Psychedelic Dream and Jack School at the Wall - 8 points each. The images are shown below.

In July, we will be voting on the images from the Bainbridge Island Photo Club. You should have already received an email with specific links for both the images and the voting page, but if you missed it you can go to <https://www.olympiacameraclub.org/nwccc-traveling-images/> to find the links for both the images and the voting page. The deadline for voting is July 25.

Please take time to vote. We're still only getting about 20 of you participating, which is only about 7% of our membership.



## Wolfhaven Field Trip



Above is a wonderful before and after example of the power of editing by Gene Pardee. With a bit of editing he made the fence completely disappear.

## Olympia Camera Club Annual Meeting and Election of Officers

### Draft

### June 20, 2023 6:00 to 8:00 pm

### Black Lake Grange

The meeting was called to order by President Ed Tromble at 7:00 pm with a quorum present.

President Ed Tromble called for nominations from the floor for OCC officers.

Clair Ferris made a motion to nominate Ed Tromble for the position of President. President Tromble called for any additional nominations from the floor. There were none. Susan Bradley seconded the motion. The motion was approved by unanimous consent.

Meredith Rafferty made a motion to nominate Dennis Plank for the position of Vice President. President Tromble called for any additional nominations from the floor. There were none. Adrienne Cote seconded the motion. The motion was approved by unanimous consent.

Rosalind Philips made a motion to nominate John Damitio for the position of Treasurer. President Tromble called for any additional nominations from the floor. There were none. Tammy Mandeville seconded the motion. The motion was approved by unanimous consent.

Susan Bradley made a motion to nominate Tammy Mandeville for the position of Secretary. President Tromble called for any additional nominations from the floor. There were none. Meredith Rafferty seconded the motion. The motion was approved by unanimous consent.

Outgoing Vice President Meredith Rafferty thanked everyone on the Board for their participation and all the great ideas for keeping this club alive and keeping all the club activities going.

President Ed Tromble led discussions on many topics including member participation, the upcoming member survey, field trips, and responded to questions from the floor.

Rosalind Philips presented a slide show from member's photos.

Susan Bradley moved that we adjourn the meeting. Meredith Rafferty seconded the motion. Adjournment was approved by unanimous consent at 8:00 pm.

*Submitted by Secretary Tamara Mandeville*

## Olympia Camera Club Business Meeting

### July 6, 2023 6:30 to 8:30 pm

### Draft

### Zoom

### Officers and Members Present

Ed Tromble, Dennis Plank, John Damitio, Tammy Mandeville, Susan Bradley, Pam Hoaglund, Rosalind Philips, Linda Pardee, Christy Sterling, Dawn Barrowcliff, Gerald Pumphrey, and Don Dimitratos.

The meeting was called to order by President Ed Tromble at 6:37 pm with a quorum present.

### Approval of June Minutes

Tammy Mandeville made a motion to approve the minutes of the June 6, 2023 Board Meeting and the June 20, 2023 Annual Meeting and Election of Officers. Susan Bradley seconded the motion. The motion was approved by unanimous consent.

### Treasurer's Report

#### Treasurer's Report July 6, 2023

June 1 - June 30, 2023	
WSECU Checking	
Starting Balance (6/1/23)	\$6,146.09
DEPOSITS	
Income - 2023 Dues (Transfer from PayPal)	216.21
Total Deposits	216.21
EXPENSES	
Technology - Adobe Subscription	10.94
Incorporation - Annual Renewal	20.00
Speaker Fees - Nate Chapell	125.00
Total Expenses	155.94
Ending Balance (6/30/23)	\$6,206.36

WSECU Savings	
Starting Balance (6/1/23)	\$3,412.65
Dividend Interest	0.26
Ending Balance (6/30/23)	\$3,412.91
PayPal Balance	\$ -
Total Balance	\$9,619.27

### Committee Reports

#### Equipment / Teleconferencing

No report.

#### Membership Report

No report.

(Continued from page 11)

## President's Report

No report.

## Community Liaison

No report.

## General Meeting

Ed Tromble reported that he will be able to go to the Monday OPCC meeting. Dennis Plank reported that they have nine out of eleven speaker slots filled for 2024, so things are looking good.

## Practical Photography

No report.

## Member Sharing

Don Dimitratos reported having a number of ideas for this coming year, a discussion ensued.

## Social Chair

Linda Pardee reported that more silverware and paper plates will need to be purchased.

## OPCC Coordinating Committee

Dennis Plank is looking for a volunteer to be his second on the committee.

## Newsletter

Susan Bradley reported that she has almost everything she needs. Things are going well; she has plenty of articles. She would like to have more images of the field trip to Wolf Haven. Rosalind Philips reported that people learn many things from the newsletter each month.

## Webmaster

No report.

## Thurston County Fair

Dennis Plank reported that the Thurston County Fair superintendent meeting will be next Monday. We have a list of equipment we need and a full slate of volunteers. We are in good shape. Christy Sterling reported that an email will be sent out to volunteers on July 15, 2023 confirming what you are signed up for, ticket information and all the instructions you will need. Ed Tromble led a discussion on Cynthia Whelan and Nancy Nelson's idea of educational displays placed on the photo boards.

## Field Trips

Dennis Plank reported that they have been compiling a master list of past field trip locations. Road trips are being looked into and sites that can be a day trip and also an overnight trip for members who want to stay longer. A field trip to Mt. Rainier is being planned for mid-July depending on the weather.

## NPPNW

Gerald Pumphrey reported that NPPNW has a temporary Vice President until November. The first Saturday in November will be the next conference.

## PSA

No report.

## New Business- Getting involved with the public.

Ed Tromble led a discussion on involving the public. Volunteers at the fair should get up and interact with the public, ask them to vote for the People's Choice awards and explain what our club is all about.

## Adjournment

Rosalind Philips moved that we adjourn the meeting. Dennis Plank seconded the motion. Adjournment was approved by unanimous consent at 7:25 pm.

*Submitted by Secretary Tamara Mandeville*




## Member Gallery



## Member Gallery Continued



Member Gallery  
Continued



Member Gallery  
continued



## Photographic Society of America (PSA)

PSA is a worldwide organization for anyone with an interest in photography. Founded in 1934, the Society is for casual shutterbugs, serious amateurs, and professional photographers.

Individual digital membership is \$45 a year.

Membership offers a wide variety of services and activities:

1. Monthly Journal
2. Online photo galleries
3. Image evaluation
4. Study groups and courses
5. Competitions
6. Annual Conference
7. Discounts on photography-related products/services
8. PSA travel aide
9. Webinars

For a complete overview of membership benefits go to

[www.psa-photo.org](http://www.psa-photo.org)



### Sizing Images for Newsletter

**Format: jpeg, max quality**

**Dimension: 1024 - 2048 pix long side**

**Please keep images 3MB or less**

**Please title your image and include your name in title**

**Title\_Your Name**

### Please Watermark your image!

**All photographs in this newsletter are under copyright protection. They may not be used without permission from the individual photographers.**

**Please submit articles and photographs to:**

[newsletter@olympiacameraclub.org](mailto:newsletter@olympiacameraclub.org)

**Deadline for articles and images for the August newsletter is August 3 at midnight.**

### Editor's Note:

Please continue to submit images and articles to the newsletter as it is your participation that helps me provide you with a newsletter each month.



Susan Bradley, Editor

[newsletter@olympiacameraclub.org](mailto:newsletter@olympiacameraclub.org)

**Executive Committee****President**

Ed Tromble

**Vice President**

Meredith Rafferty

**Secretary**

Tammy Mandeville

**Treasurer**

John Damitio

**Associate Memberships****Committee Chairs****Community Liaison**

Bruce Livingston

**Practical Photography**

Dennis Plank

**NPPNW Liaison**

Gerald Pumphery

**Equipment Custodian**

Rosalind Philips

**Member Sharing Night**

Dawn Barrowcliff

**NWCCC Liaison**

Ed Tromble

**NWCCC Traveling Print & Open Salon Competitions**

Colleen Easley and Rosalind Phillips

**Newsletter Editor**

Susan Bradley

**Scavenger Hunt**

Rosalind Philips

**Field Trip Coordinator**

Dennis Plank

**PSA Representative**

Pam Hoaglund

**Webmaster**

Colleen Easley

**Membership**

Colleen Easley

**Thurston County Fair**

Colleen and Dale Easley

**Social Committee**

Linda Pardee

**OPCC/OCC Coordinators**Townsend Walton and  
Meredith Rafferty

Olympia Camera Club  
P.O. Box 13333  
Olympia, WA 98508-3333