



# Shutterbug Times

Official Newsletter of the Olympia Camera Club

Olympia, WA

Established in 1935

February 2026

[www.olympiacameraclub.org](http://www.olympiacameraclub.org)

Volume 91, Issue 2

Find us on Facebook: [www.facebook.com/groups/OlympiaCameraClub](http://www.facebook.com/groups/OlympiaCameraClub)

## Toe River at One Below



© Gerald Pumphrey 2026

**In this issue:**

- President's Corner p. 2**
- Dates to Remember p. 2**
- Monthly Meeting Topics p. 3**
- Feb. and March Field Trips p. 4**
- Field Trip Report p. 4**
- Kenmore Sale p. 4**
- 2026 Membership Renewal p. 4**
- Spring Fair-TPS p. 5**
- 5 Steps p. 6**
- Phototunities p. 6**
- NWCCC Traveling Images p. 7**
- Membership Report p. 7**
- Zoom Link p. 7**
- Keeping Our Records Current p. 8**
- Buried Treasure p. 8**
- Ghost Towns of Montana p. 8-9**
- Make Art Anytime, Anywhere p. 10**
- Board Mtg Minutes p. 11-12**
- Member Galleries p. 12-17**
- Field Trip Gallery p. 18-20**
- How to Submit to Newsletter p. 21**
- Editor's Note p. 21**
- PSA p. 21**
- Executive Committee p. 22**
- Committee Contacts p. 22**

Image on front page  
Gerald Pumphrey

**President's Corner**

I think we've gotten a good start to the New Year. The field trip had an excellent turnout, The Practical photography session on printing and papers was interesting and thought-provoking, though the differences in the sample prints were subtle enough to require being there in person (and we had quite a good turnout for that as well). Member sharing, once again showed off the vast differences in interpretation that a single subject can produce and I think this month's will be just as productive. And lastly, our replacement guest speaker pulled off quite an entertaining and thought provoking presentation at relatively short notice.

We've been busy lining up activities and presentations for the coming year and anyone who has suggestions please contact the leader of that activity as we're always anxious to get new ideas. Speaking of that, Ed Tromble has stepped forward to lead the field trip committee this year (I think it's the only post he hasn't fulfilled in the past), so if you have ideas, talk to him. We still don't have a Vice President, so if you have ideas of people who might present at a general meeting, contact me directly.

If you haven't tried logging into the website lately, we had someone hack into it and access the membership directory. They then sent false emails to a bunch of the members purporting to come from me and asking you to buy gift cards for Veterans in Hospice. We have taken down the member directory and want everyone to change their login password for the member's only part of the website. When I tried to log in after the change, the site required me to change it before getting in so give yourself some extra time to get logged in before the next zoom meeting. Remember, the Zoom link changed the beginning of the month.

Finally, I'd like to apologize for the confusion over the holiday party this winter. I still think canceling it in that horrible December weather made sense, but then the mess over getting it re-scheduled really turned into a fiasco. I am interested in whether people would prefer it to be on a weekday evening or on a Saturday for future years, so please take time to drop a line or tell me to my face if you have an opinion on the subject.

Thank you all for making this such a great club.



**Dates to Remember**  
**All club meetings will be virtual on Zoom**

**February**

- 10 February Practical Photography**
- 12 February Koffee Klatch**
- 17 February Member Sharing**
- 23 February Field Trip Beards Framing**
- 24 February General Meeting**
- 26 February Koffee Klatch**

**March**

- 3 March Board Meeting**
- 4 March Field Trip Habitat for Humanity**
- 5 March Articles and Images due for Newsletter**
- 10 March Practical Photography**
- 12 March Koffee Klatch**
- 17 March Member Sharing**
- 24 March General Meeting**

**Monthly Meetings**  
**Our Practical Photography meeting is now a hybrid meeting**  
**General and Member Sharing meetings are virtual**  
**taking place using Zoom**

**The Zoom link is available on the OCC Website in the**  
**Members Only Area - Zoom Link**

**Practical Photography**  
**February 10, 2026**  
**7-9 pm**

**Rosalind Phillips will present Chaos and Ordered Chaos – The Ins and Outs of Digital Image Management**

Do you have just a few photos stored on your desktop or laptop computer? Perhaps you have thousands or even tens of thousands of photos. This presentation covers a broad array of topics related to the ins and outs of digital image management.



Join us for a Hybrid meeting either on zoom or in person at Capital High School - Pod A, 2707 Conger Ave NW, Olympia, WA 98502 <https://goo.gl/maps/PjV2D> link to maps. Park in the upper parking lot (Teachers and Visitors) and enter through the main Administration doors at the east end of the school. Then follow signs once inside the door to Pod A.

*Jeff Martin, Coordinator*

**Member Sharing Night**  
**February 17, 2026**  
**7-9pm**

Join us on Zoom for our discussion of the photos for our monthly theme. Our theme for February is weather. We see all kinds of weather here in the Pacific Northwest. Grab your camera in fair or foul weather and upload three of your images to the Club's Dropbox in the February Folder.



*Don Dimitratos, Coordinator*

**General Meeting**  
**February 24, 2026**  
**7-9pm**

**Astrophotography for Newbies – Presenters Charis Wilson and Rosalind Philips**

Have you ever wondered how to capture the awesome night sky?  
 Have you ever wondered how to take pictures of planets, galaxies, and nebula?  
 Have you ever wondered if there is anything else other than the Milky Way or the moon to photograph at night?

Have you ever wondered if a telescope is mandatory for taking non-Milky Way pictures? If any of these questions have occurred to you or pique your curiosity, then this astrophotography presentation by Charis Wilson and Rosalind Philips is just for you. Rosalind and Charis will talk about the various types of astrophotography and the equipment needed. They will talk about simple setups, more complex setups, locations, software, phone apps, and resources.



North American Nebula

## Field Trips: February and early March

This month we have two field trips in the works. The first will be a trip to Beards Framing in Lacey on Monday February 23, 2026 from 11am to 12 noon. This is a bit of a follow up to last month's practical photography.

Beards is a full service art printing and frame shop and will have examples of all their services and lots of advice on paper, mounting, frames, metal prints and answers to any questions. You are encouraged to bring a print with you and find the best way to show it off. This trip will be limited to a dozen people due to space restrictions in the store. Here is the link to sign up. [bit.ly/OCCFieldTrip2](https://bit.ly/OCCFieldTrip2)



The second trip will happen on March 4, 2026 at the Habitat For Humanity construction site in Tumwater. The club was contacted by Habitat recently to see if we would like to come to the jobsite when they had a lot going on and as it is something we have never done we will give it a try. We will have a sign-up sheet so we can give them a heads up concerning how many of us to expect. To learn more info on this field trip go to the calendar entry. Here is the link to sign up. [Bit.ly/OCCFieldTrip1](https://bit.ly/OCCFieldTrip1)

## Field Trip to USS Turner Joy Repot

by Bill Ballard

A brisk blue-sky morning greeted over 15 participants for the Turner Joy field trip. The group found the floating destroyer museum full of photo opportunities with the entire ship open to walk through from the bridge to boiler room. Handouts were distributed describing the ship and providing suggestions on what to shoot and what techniques those attending might try using that day.

There were many occasions to capture: the geometry of the ship, mechanical components, doorway and window shots, hallways and walkways, silhouettes, textures, repeating patterns, leading lines, and reflections. Not only did

we have the ship to photograph but also had the boat harbor and ferry dock as well. Members were asked to submit photos to the Club's field trip gallery as well as Newsletter to share with all members. Field trips are fun and give you the chance to share photography with others. For more images from the field trip turn to pages 18-20.



## Kenmore Camera Sale February 13-15, 2026

submitted by Susan Bradley



Kenmore Camera has served the Pacific Northwest photography community for over half a century and is committed to continuing to do so for many years to come.

In-store specials on cameras, lenses, studio and flash lighting and accessories, tripods, monopods and heads. Savings on backpacks, bags, audio, filters, printer papers and inks, and more from the following vendors: Canon, Nikon, Sony, Panasonic, OM-System, Fujifilm, Sigma, Tamron, Tokina, Benro, Gitzo, Induro, Sirui, Slik, 3-Legged Thing, Elinchrom, Godox, Westcott, Nanlite, SmallRig, Lowepro, Peak Design, Think Tank, Urth, F-Stop, Shimoda, DJI, Blackrapid, Moab, Hahnemühle, Rode, Cokin, Hoya, and Lee Filters. Call for unpublished pricing.

\*Free shipping on purchases over \$49. (\*restrictions apply) Limited to stock on hand. See the latest from brand reps storewide. Available Friday - Sunday • Rep availability is limited on Sunday. Trade-Up for Maximum Savings Sony & Nikon are offering trade-up bonus rebates <https://www.events.kenmorecamera.com/anniversary>

## 2026 Membership Renewals

by Colleen Easley

If you didn't get your membership renewed by January 31, you may have noticed that you didn't receive this newsletter delivered to your inbox as usual, and you can no longer log into your OCC web account. You also do not have access to the new Zoom link for 2026.

A quick trip to the Membership page of the OCC website can remedy that. You can renew via mail or online with PayPal. Dues remain \$25 for a single membership and \$45 for couples. Student memberships are \$20. PayPal fees necessitate a slightly higher rate if you pay online, but you at least can save a stamp!





# Tacoma Photographic Society

## Annual Spring Fair Photo Contest April 10-12 & 17-19, 2026 24<sup>th</sup> Anniversary



The Beacon by Judi Kubec



Tapestry Of Tulips by Judi Kubec



Ruby-Throated Hummingbird by Maggie Tager

**\$595 IN PRIZE MONEY**  
**\$150 FOR BEST OF SHOW!**  
**39 Prizes & Winners Receive A Ribbon**

- ◆ Open to Amateur photographers who derive less than 50% of their income from photography.
- ◆ Images will be exhibited at the 2026 Washington State Spring Fair in Puyallup, WA April 10-12 & 17-19, 2026.
- ◆ Sponsored by the Tacoma Photographic Society est. in 1956.
- ◆ Competition entry forms are available at [www.tacomaphoto.org](http://www.tacomaphoto.org)
- ◆ Image deadline is March 20, 2026

## 5 Steps to Take Absolutely Epic Photos with Any Camera

by Bill Ballard

This 10-minute YouTube video will be of interest and help to all of us in search of great images. The Evelwheels Photography Channel produced it. Here is the link: <https://www.youtube.com/watch?v=qOn4VY4VJ0Y>

How often are we out shooting and a creative spark hits us? It could be as we walk down a street, a trail, or are wandering areas we have not been before. Our eye has caught patterns, contrasts, lines and gestures that were not visible a moment before. These fleeting visual cues create the inspiration that becomes raw ingredients for composition.

A highway disappearing into the distance suggests a leading line. Repeating shapes in windows or fences hint of rhythm. A spot of unexpected color becomes an anchor point. Even the movement of people or shifting shadows can guide where the photo frame begins and ends. The more a photographer stays alert to these and other cues, the more he/she sees natural compositions.

The five steps in the video are Lines, Leading Lines, Layers, Scale and People in Landscapes. Our walking around becomes a kind of visual tuning. The mind relaxes, the senses sharpen, and the world offers up small invitations (opportunities): *look here, frame this, wait for that moment*. Inspiration is not something to chase, it is something that reveals itself when you are paying attention.

---

### Phototunities

Whale Watching: Oregon

Late March – May 2026

<https://stateparks.oregon.gov/index.cfm?do=things-to-do.whale-watching>

<https://orwhalewatch.org/>

<https://stateparks.oregon.gov/index.cfm?do=park.profile&parkId=183>

<https://seagrant.oregonstate.edu/visitor-center/whale-watching>

Dark Skies: Where to go Stargazing in Washington

<https://stateofwashington.com/stargazing-in-washington/>

<https://stateparks.oregon.gov/index.cfm?do=park.profile&parkId=26>

Discover Historic Forts

<https://bestofthenorthwest.com/discover-historic-forts/>

Portland Winter Light Festival  
February 6-14, 2026, Portland, OR  
<https://pdxwlf.com/>

Winthrop Hot Air Balloon Roundup  
March 6 - 8, 2026, Winthrop, WA  
<https://winthropballoonroundup.com/>

CIDBIA's annual Lunar New Year Celebration. 2026  
Saturday, March 7, 2026, Hing Hay Park, Seattle, WA  
<https://www.seattlechinatownid.com/experiences/lunar-new-year>

Othello Sandhill Crane Festival  
March 20-22, 2026, Othello, WA  
<https://www.othellosandhillcranefestival.org/>

### OPAS Backyard Birding: “Bird Nests & Breeding Season Beginnings—”

Feb. 7, 2026 10 am – Noon

Dungeness River Nature Center

Presenters: Ken Wiersema & Ben Hannah

Suggested donation: \$5

<https://olympicpeninsulaudubon.org/events-calendar/opas-backyard-birding-bird-nesting-and-the-great>

Presenters will focus on bird nesting behaviors, which are observable signs of the start of a new breeding season. The program will include a “how to” walk through for birdwatchers of every age and skill level.

The presentation will introduce the eBird application for cell phones and computers—a tool essential for reporting bird sightings to fellow birdwatchers and to the North American bird data science networks.

### Sequim Sunshine Festival

March 7, 2026

<https://www.visitsunnysequim.com/263/4541/Sequim-Sunshine-Festival>

Mark your calendar for this event and help us celebrate the near end of winter with fun activities for the entire family including live music, a color run, light exhibits, inspirational programs, food vendors and more. More information will be available on the VisitSunnySequim website closer to the event.

### 2026 Port Townsend Victorian Heritage Festival

April 24- 26, 2026

The Victorian Festival's 30th anniversary offers tours and educational moments. Please check the link <https://porttownsendvictorianfestival.org/> for more information and tickets.

## NWCCC Traveling Images

*submitted by Rosalind Philips and Colleen Easley*

Dear OCC Member,

Do you want to strut your photographic stuff? If you do, participate in 2026 Traveling Image Competition. This is a great competition because there are no categories. The way it works is that the participating clubs get another club's images each month. Members will get a link each month and choose five best pictures. OCC will be using a survey created in Google forms to vote. We will demonstrate voting during one of the February meetings. We will start judging in March. NWCCC will keep track of the votes and the winners will be announced at the fall conference in November.

Here are the rules for participation:

You must have paid your dues for 2026 to participate.

1. There are no categories. All images must be suitable for all audiences.
2. Monochrome or color images may be submitted.
3. Each member may submit up to three ranked images. If less than 25 images are submitted, then Rosalind will number your second and third images and randomly draw numbers until there are 25 images.
4. Landscape (horizontal) images: not to exceed 1920 pixels wide or 1080 pixels high. Images should be submitted at the maximum width or height possible. Most traditional-format landscape images will be constrained by the 1080-pixel height limit, with the width determined by the aspect ratio of the image. Wide panorama images will be constrained by the 1920-pixel width limit, with the height determined by the aspect ratio of the image.
5. Portrait (vertical) images: not to exceed 1080 pixels in height. Images should be submitted at the 1080-pixel maximum height. Width will be determined by the aspect ratio of the image.
6. Save all images using the sRGB color space.
7. No watermarks or identifiers on your image.
8. Images that are entered in the Traveling Digital Competition may not be entered in any other 2026 NWCCC digital competitions. No image that has received any award in any prior NWCCC digital competition may be entered in the Traveling Digital Competition. Images that have not won awards in an NWCCC competition can be entered again. We encourage entrants to submit recent work whenever possible.
9. All entries must be the entrant's own images and post-processing work. If the image is a composite, all elements of the image must originate with the maker. For example, use of stock photos is not allowed. Digitally manipulated photographs may be entered but must originate from a photograph taken by the entrant. Vector elements are not allowed.

10. The naming convention is YourName\_Title\_Club. For example, Rosalind\_Philips\_Inspiration\_OCC.jpg. Your second image should be labeled: Rosalind\_Philips\_Solitude\_OCC\_rank2.jpg. Your third image should be labeled: Rosalind\_Philips\_Swirls\_OCC\_rank3.jpg.
11. Put your images in a folder with your name and place that folder in the Traveling Images 2026 folder in the DropBox Member Sharing folder.
12. Images are due by 11:59 pm PST, Wednesday 02/11/2026.

Email any questions to Rosalind at [traveling.prints@olympiacameraclub.org](mailto:traveling.prints@olympiacameraclub.org).

Happy Photographing,  
Rosalind Philips and Colleen Easley

---

## Membership Report

*by Colleen Easley*

Our membership now stands at 114 members. We added five new members this month, but dropped 73 due to non-renewals. Some of those former members may end up renewing late, but for now we are not counting them in our membership records. Please welcome our new members, Miranda Jaksha, Arthur Kirchmeier, Karen Lawrence, John Maldonado, and David Overby.




---

## Zoom Link

*by Colleen Easley*

The link for logging in to OCC Zoom meetings has been changed for 2026. All members in good standing as of February 1, 2026 should have received an email containing the new link. If you paid your dues but have not received the link, please email me at [ceasley@me.com](mailto:ceasley@me.com). You can also find the Zoom link by logging into the Members Only Menu of the website.



## Keeping Our Records Current

by Colleen Easley, Webmaster

In mid-January our online member directory was accessed by a hacker. As a result, I removed the directory from the website until I could figure out how they gained access. I learned that our website membership software was updated and during the update a setting was changed that allowed a non-member to create their own web account. This has been corrected and the directory is now restored. In the meantime, many of you created new, stronger passwords, which is a good thing. I'm terribly sorry this breach occurred and will do my best to assure it never happens again.



Now is a good time to review the data we have on file for you. Please log into your OCC Website account and click on the MEMBER DIRECTORY link in the Members Only menu. Find your record and confirm that the phone number(s) and email address are correct. You can either email the [webmaster@olympiacameraclub.org](mailto:webmaster@olympiacameraclub.org) to update that information or use the EDIT MY PROFILE link in the Members Only menu to make the changes.

## Buried Treasure: Newsletters

by Jeff Martin

Did you know that the camera club's website provides access to previous newsletters dating back to 2005 and even earlier? It is available both to club members and to anyone else interested in photography.

For example, Carole Hammond wrote an article on Creative Photography Techniques and Ideas as a follow-up to a club meeting. If you are interested in intentional camera movement and blur, the use of manual or specialized lenses and other accessories, software created effects, and compositing, this article will provide food for thought and resources to get you started. This article is contained in the December 2017 newsletter and starts on page 13.

This is just one example of the excellent content to be found in past newsletters. Take a look for yourselves.

## Buried Treasures: Meeting Notes and Videos

by Jeff Martin

Did you know that the camera club's members section of the website provides access to previous Meeting Notes and Videos dating back to 2014? More than 70 meetings are covered in this part of the website.

You will need to log in as a club member, and then scroll down to Resources and select Meeting Notes and Videos.

Perhaps you would find the presentation by Ray Hennesey regarding **Post Processing for Wildlife Photography** of interest. He states, "I concentrate on using creative natural lighting and interesting compositions to capture unique images of common and rare wildlife. My favorite style is a more scenic photo that includes some of the habitat wildlife lives in." It was presented at the club's general meeting on September 23, 2025. View this presentation to learn more.

This is another example of the excellent content to be found on the club's website. Take a look for yourselves.

## Ghost Towns of Montana Virginia City, Montana

by Pam Hoaglund

This is the third in a series of four articles on Ghost Towns in Montana. The first ghost town we explored was Bannack; see the December 2025 newsletter, page 8. In January 2026 we explored Garnet; see the January newsletter, pages 10-11.

Virginia City was founded in 1863 when a group of prospectors discovered gold near Alder Creek. Within weeks Virginia City became a boom town of thousands of prospectors and fortune seekers. The remote region was without law enforcement or justice system, with the exception of miners' court. The lack of a justice system led to a rise in criminal activity, especially robbery and murder. "Road agents" were responsible for up to 100 deaths between 1863 – 1864.



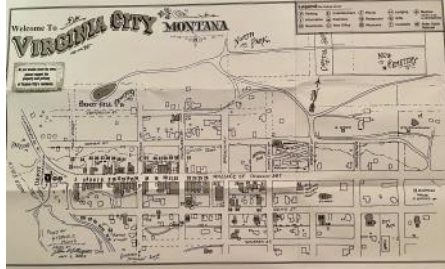
This lawlessness led to the formation of the Vigilance Committee of Alder Gulch. Up to 15 road agents were hanged by the vigilantes in December 1863 and January

(Continued on page 9)

(Continued from page 8)

1864, including the sheriff of Bannack. In 1865 Virginia City became the territorial capital and remained so until 1875 when it was moved to Helena.

Virginia City's population started declining in the 1880's as the placer gold played out and miners moved away. By the late 1940's the town's gold rush buildings were being abandoned or dismantled for the lumber.



Charles and Sue Bovey began buying the town, putting much needed maintenance into the failing structures. The ghost town of Virginia City began to be restored for tourism in the 1950's. Buildings in their original condition with Old West period displays and information plaques stand next to presently active businesses. The town received National Historic Landmark status in 1962 and many of the buildings have been added to the National Register of Historic Places. The 2020 census listed a population of 219.



Most of the historic district is along Wallace Street which is also highway 287. It is an easy walk, covering about four blocks on both sides of the street. Although you can't walk into most of the historic buildings the interior is easily photographed from an open doorway. I found it easier to photograph with my iPhone as I didn't need to fuss with getting the right exposure, etc. As you can see by the images included with this article the buildings contain historic artifacts and displays of life in the 1860's.



I have visited Virginia City in early June and mid-September. To me September is the best time to visit as the weather is cooler and there are very few tourists. When Susan



Bradley and I visited in mid-September 2025 we found the weather very comfortable, few tourists and that the official tourist season ended on Labor Day weekend. A few businesses were closed for the season but there were places to eat and the best store "Cousins Candy Shop" was open and getting a lot of business.



Don't forget to visit Boot Hill, Virginia City's first cemetery. The road agents that



were hanged in 1864 are buried here.

Next month we will explore the fourth and last ghost town Nevada City, MT which is 1.5 miles from Virginia City.



## Remember, Anytime, Anywhere, You Can Make Art Before You Press the Shutter

by Cynthia Whelan

Did you have a chance to attend the December OCC Creative In-Camera Techniques Workshop? If you did, was there a fun effect that you wanted to repeat, or something you wanted to try, but didn't get to do? Or maybe you didn't get to attend the workshop, but you read about how much fun it was in last month's OCC Newsletter.

Either way, remember that one of the most exciting ways to grow as photographers is to experiment — not just in post-processing, but directly in-camera. By introducing simple objects in front of the lens or altering how light enters the camera, we can create unique images that feel painterly, surreal, or dreamlike, often with little to no editing required.

Start the year off with a commitment to experiment and expand your photographic skills with creative techniques. Below are several accessible techniques you can try using everyday materials and a spirit of play.

### Soft Focus with Vaseline or Petroleum Jelly

Applying a small amount of petroleum jelly to a clear filter (never directly to your lens) creates glowing highlights, soft edges, and a dreamy diffusion effect. Many photographers leave the center clear while softening the edges for portraits or florals. Experiment with different smear directions for varied streaking effects. Be sure to clean thoroughly afterward, and remember that contrast and sharpness can drop dramatically if overdone.

### Shooting Through Glass, Water, or Refractive Objects

Wine glasses, water droplets, glass tanks, and lens balls bend and distort light in fascinating ways. These objects can flip images upside down, magnify details, or create abstract shapes and reflections. Try backlighting for extra sparkle and use manual focus to choose whether the subject or the refraction is sharp. Watch for unwanted glare and reflections, and be prepared for some trial and error.

### Prisms, Crystals, and Fractal Filters

Glass prisms and crystal pieces split light into rainbows, reflections, and kaleidoscope-like patterns. Held just in front of the lens, they work especially well with portraits, still life, and scenes with strong highlights. Leave part of the lens uncovered so only part of the image is affected. While the effects can be magical, controlling flare and chaos takes patience and practice.

### DIY Plastic, Cellophane, and Gels

Colored plastic wrap, gels, or textured packaging can add

color casts, soft diffusion, and unusual textures. Scrunching or layering plastic creates gradient washes and dreamy distortions. These materials are inexpensive and easy to experiment with, though they can reduce image quality and introduce colors that may be difficult to correct later.

### Hosiery, Fabric, and Lace

Stretching sheer fabric, lace, or stockings over the lens softens contrast and adds glow around highlights. Lace and textured materials can also overlay subtle patterns. Use wide apertures to blur the fabric itself and backlighting to enhance texture. Be mindful that patterns can quickly become distracting if too prominent.

### Techniques for Using Bokeh/Bocce in an Image

Bokeh is the blurring of objects that are either too close or too far from your chosen subject. By adjusting to a small aperture and holding your camera at various distances from the object and the background, the results can often be dreamy and unpredictable, with an extremely shallow depth of field. This technique requires you to monitor the in-focus area, move around, and adjust the distance to the out-of-focus objects to achieve the desired effects.

### Final Thoughts

These techniques remind us that photography doesn't begin in software. It begins with curiosity. Many of these methods cost little or nothing and reward experimentation over perfection. Try bringing one or two of these ideas to your next photo walk or club challenge, and see what unexpected magic appears in your viewfinder.



**Olympia Camera Club  
Board Meeting  
February 3, 2026  
Zoom**

**Board Members Present**

Dennis Plank, President, John Damitio, Treasurer, Colleen Easley, Membership Coordinator/Webmaster, Susan Bradley, Newsletter Editor, Ed Tromble, Field Trip Coordinator, Adrienne Cote, Social Committee Coordinator, Pam Hoaglund, PSA Representative, Don Dimitratos, Member Sharing Committee, Jeff Martin, Practical Photography, and Christy Sterling, Thurston County Fair

The Meeting was called to order at 6:32 pm with a quorum.

Dennis announced that our Secretary, Rene' Conger, couldn't attend tonight.

**Approval of Last Month's Minutes**

Colleen Easley made motion, and Don Dimitratos seconded, to approve last month's meetings minutes. Minutes were approved by unanimous consent.

**Treasurer's Report**

**Treasurer's Report**  
February 3, 2026

January 1 - January 31, 2026

WSECU Checking	
Starting Balance (1/1/26)	\$3,285.95
<b>DEPOSITS</b>	
Income - 2026 Dues	2621.20
Total Deposits	2621.20
<b>EXPENSES</b>	
Technology - Adobe Subscription	16.46
Meeting Expenses - Speaker Fees (2025)	200.00
Total Expenses	216.46
Ending Balance (1/31/26)	\$5,690.69

WSECU Savings	
Starting Balance (1/1/26)	\$4,098.29
Dividend Interest	0.53
Ending Balance (1/31/26)	\$4,098.82
PayPal Balance	\$0.00
Total Balance	\$9,789.51

John Damitio reported that membership renewal and two expenses brought our total financial assets to \$9,789.51.

**Committee Reports**

**Membership report**

We have five new members and a total of 113. A discussion was held over how many of the former Olympic Peaks members are left in the club. There were 22 last year and only seven have renewed.

**President's Report**

No report.

**Community Liaison**

Bruce Livingston has not renewed, but he had passed on to the Field Trip Committee a contact from Habitat for Humanity that asked if we'd be willing to photograph them at work in Tumwater. The date has been set, but we're awaiting information on the maximum number of photographers. Discussion on a replacement for Bruce followed. Dennis will contact Clair Ferris to see if he would be willing to take on the job. Bruce has been photographing consistently for the Olympia Land Trust and it's not known if he intends to continue with that independently of his club membership.

**General Meeting**

Dennis provided an update on the general meeting speakers.

**Practical photography**

This month's presentation is by Rosalind Philips on organization of image files.

**Member Sharing**

This month's theme is weather.

**Social Committee**

Nothing scheduled in the near future.

**Newsletter**

Sue mentioned that she still needs some of the standard information and asked that if anyone knows of "Phototunities" over the next couple of months to let her know.

**Webmaster**

Colleen reported on the breach of our members' only section of the website and subsequent compromise of our membership list. Our registration software was updated and the update reset the preferences to allow people to self-register without vetting. Someone in Nigeria registered as "Betty" and then had access to the members' only section. The registration software has had the preferences reset properly and Colleen has contacted the makers of the software.

*(Continued from page 11)*

### **Thurston County Fair**

Christy reported that the Exhibitor's Guide for Open Photography has been revised. There is a meeting of the Superintendents on February 11. If anyone has input on issues with the Fair Entry system, please get them to Christy or Dennis before the meeting.

### **Field Trip Coordinator**

Ed has field trips planned for the next few months. This month will be a trip to Beard's Framing in Lacey to learn about selecting mattes and frames to enhance photographs. Attendance will be limited due to space constraints. Attendees are encouraged to bring a print that they think could benefit from appropriate matting and framing for discussion.

Colleen brought up the Field Trip Galleries and asked Ed to be sure to let her know well in advance, so she can get them set up before the field trips. She and Ed agreed that this trip won't result in a gallery.

### **NWCCC**

No Report.

### **NPPNW**

Colleen reported that they have a speaker (Paul Bannock) for the spring meeting and are trying to get a venue in Centralia. She talked about the high cost of venues these days and Dennis suggested that they might think about Exhibition Hall at the Fairgrounds. Colleen asked about AV equipment, but Dennis didn't know what they had in that line. However, Colleen said that they might try looking at fairgrounds as optional venues.

### **PSA**

Pam reported that PSA will be having a convention in

Las Vegas this year and they've already started announcing field trips, some of which are restricted in numbers.

### **Old Business**

#### **Filling the Vice President Position**

No progress.

### **New Business**

Ed Tromble was officially welcomed as the new Field Trip Coordinator.

Dennis showed a letter from Lensbaby that offered to have one of their Brand Ambassadors give a presentation to the club. Discussion on the appropriate forum for the presentation ensued and it was decided that the Practical Photography meeting would be the best. Dennis will put Jeff and the Lensbaby representative in contact with one another to work out details.

Dennis floated the concept of using the Sokolik building for a multiple workshop day. Discussion on what might work ensued, but since they are mostly booked for spring and the dates available aren't very practical due to conflicts it was decided to table this idea.

Colleen said that since she pulled down the membership directory due to the breach of our website, she would like to send out a PDF of the current directory for our members to use with this month's newsletter.

Colleen Easley made a motion and Don Dimitratos seconded, to adjourn the meeting at 7:27 pm. It was approved unanimously.

Respectfully Submitted, Dennis Plank, President



## **Member Gallery**



### Member Gallery continued



### Member Gallery continued



Member Gallery  
continued



**Member Gallery  
continued**



**Member Gallery  
continued**



© Stephen Shoff



© Lin Hines



© Maruike Hines




### Field Trip Gallery



### Field Trip Gallery continued



*W. E. Ballard*



*Jeff Martin*




© *Maryke Hines*




© *Pamela Hoaglund*



### Field Trip Gallery continued



©Maryke Hines



W E Ballard



©Lin Hines



©Pamela Woodland

## Photographic Society of America (PSA)

PSA is a worldwide organization for anyone with an interest in photography. Founded in 1934, the Society is for casual shutterbugs, serious amateurs, and professional photographers.

Individual digital membership is \$45 a year.

Membership offers a wide variety of services and activities:

1. Monthly Journal
2. Online photo galleries
3. Image evaluation
4. Study groups and courses
5. Competitions
6. Annual Conference
7. Discounts on photography-related products/services
8. PSA travel aide
9. Webinars

For a complete overview of membership benefits go to

<https://psaphotoworldwide.org/>



## PSA Photo Festival

**2026 Annual Photo Festival will be held in  
Las Vegas, Nevada  
Sept. 13-19, 2026**



### Sizing Images for Newsletter

**Format: jpeg, max quality**

**Dimension: 1024 - 2048 pix long side**

**Please keep images 3MB or less**

**Please title your image and include your name in title**

**Title\_Your Name**

**Please Watermark your image!**

**All photographs in this newsletter are under copyright protection. They may not be used without permission from the individual photographers.**

**Please submit articles and photographs to:**

**[newsletter@olympiacameraclub.org](mailto:newsletter@olympiacameraclub.org)**

**Deadline for articles and images for the March newsletter is March 5 at midnight.**

### Editor's Note:

Please continue to submit images and articles to the newsletter as it is your participation that helps me provide you with a newsletter each month.



Susan Bradley, Editor  
[newsletter@olympiacameraclub.org](mailto:newsletter@olympiacameraclub.org)

**Executive Committee**

**President**

Dennis Plank

**Vice President**

**Secretary**

Rene L. Conger

**Treasurer**

John Damitio

**Associate Memberships**



**Committee Chairs**

**Community Liaison**

Bruce Livingston

**Equipment Custodian**

Rosalind Philips

**NWCCC Traveling Print & Open Salon Competitions**

Colleen Easley & Rosalind Philips

**Field Trip Coordinator**

Ed Tromble

**Membership**

Colleen Easley

**Practical Photography**

Jeff Martin

**Member Sharing Night**

Don Dimitratos

**Newsletter Editor**

Susan Bradley

**PSA Representative**

Pam Hoaglund

**Thurston County Fair**

Dennis Plank and  
Christy Sterling

**NPPNW Liaison**

Gerald Pumphery

**NWCCC Liaison**

Ed Tromble

**Scavenger Hunt**

Rosalind Philips

**Webmaster**

Colleen Easley

**Social Committee**

Adrienne Cote

Olympia Camera Club  
P.O. Box 13333  
Olympia, WA 98508-3333